



WV DIVISION OF CORRECTIONS & REHABILITATION

SAFETY



INTEGRITY



HOPE



FY 2023 Annual Report



Jim Justice, Governor
Mark A. Sorsaia, Secretary of DHS
William K Marshall III, WVDCR Commissioner



December 2023

The Honorable James C. Justice, II
Governor of West Virginia
1900 Kanawha Boulevard, East
State Capitol Building
Charleston, West Virginia 25305

Dear Governor Justice:

In compliance with Chapter § 5-1-20 of the West Virginia State Code, the Annual Report for Fiscal Years 2022-2023 of the West Virginia Division of Corrections and Rehabilitation. As Commissioner, I am pleased to present the annual report highlighting the achievements and progress made in the past year. It is my privilege to lead a dedicated team of individuals who are committed to ensuring the safety and security of our communities and the rehabilitation of our inmate resident populations.

The mission of the West Virginia Division of Corrections and Rehabilitation is to enhance public safety, promote offender accountability, and successfully reintegrate offenders into society. As we approach the end of another year, I wanted to express my heartfelt gratitude and appreciation for all the hard work and dedication of all staff at the West Virginia Division of Corrections and Rehabilitation. The unwavering commitment to maintaining order and safety within our jails, prisons, community corrections, correctional facilities, parole offices, Juvenile Centers, and Youth Reporting Centers is to be commended.

As we look forward to the upcoming year, I would like to remain steadfast in our commitment to transparency and accountability. Let us continue to innovate, adapt, and strive for continuous improvement. Our work is vital, and the impact we have on individuals' lives cannot be overstated.

Sincerely,

A handwritten signature in blue ink that reads "William K. Marshall" is positioned above a horizontal line.

William K. Marshall
Commissioner

Table of Contents

Message From the Secretary WV Department of Homeland Security	4
Message From the Commissioner of the Div. of Corrections & Rehabilitation	4
Accomplishments	5-6
Table of Organization	7
WVDCR Facility Locations	8
Commissioner's Biography	9
Deputy Commissioner	9-10
Assistant Commissioner	10
Chief of Staff	11-12
Assistant Commissioner-Bureau of Prisons and Jails	12-17
Assistant Commissioner-Bureau of Community Corrections	17-20
Assistant Commissioner-Bureau of Juvenile Services	21-24
Assistant Commissioner-Bureau of Intergovernmental Affairs	25
Fiscal & Budget Statistics	26
Research Statistics-Adult Sentenced Prisoners	27-35
Research Statistics-Jail Statistics: Convicted Felons, and Misdemeanors, Prison Sentenced Offenders held in Regional Jails, Federal Sentenced, Pre-trial Offenders, Pre-trial Felons and Misdemeanors	36-38
Research Statistics-Juveniles	39-42
Employee of the Year	43
MOCK Prison Riot	44
Special Ops Unit	45-47
DCR/Parole Directory	48-49

Messages: DHS Cabinet Secretary & WV DCR Commissioner



On behalf of the West Virginia Department of Homeland Security and the Division of Corrections and Rehabilitation (DCR), I am extremely pleased to present the Annual Report for Fiscal Years 2022-2023.

This past year, the West Virginia Division of Corrections and Rehabilitation has relentlessly pursued goals while setting new ones and accomplishing them with great success. However, there is still a lot of work to be done and we can achieve much more work together with determination and focus. We have a dedicated team that has made significant strides in ensuring the safety, security, and rehabilitation within the West Virginia correctional system.

This report will provide you with a comprehensive overview of the agency's accomplishments in FY 2022-2023, including extremely important statistical information. It's important to note the agency's success would never have been possible without the tireless efforts of the almost 3,000 WV DCR staff. Their hard work and dedication are truly commendable and have contributed greatly to the agency's achievements this past year.

Mark Sorsaia, Cabinet Secretary,
WV Department of Homeland Security



As Commissioner of the West Virginia Division of Corrections and Rehabilitation, I am pleased to present this annual report highlighting our employees' hard work and dedication. This report underscores the achievements and positive progress in Fiscal Year (FY) 2023.

Correctional Officers at the West Virginia Division of Corrections and Rehabilitation report to their assigned facility and often take on additional responsibilities to ensure operations' smooth and secure functioning. It's essential to acknowledge the efforts of the non-uniform staff who work security posts and assist with rehabilitating the individuals housed in our facilities. The West Virginia Division of Corrections and Rehabilitation is more than just a physical structure designed to keep offenders from society. Through our programs, we can positively change the lives of those in our care.

This report provides a welcome opportunity for our agency to share information to show the outstanding ways we have worked together in FY 2023 to support our mission of enhancing public safety and a steadfast commitment to transparency and accountability. In these pages, you are provided with an overview of the agency's accomplishments and statistical information for FY 2023. This report would not be possible without the unwavering commitment to maintaining order and safety within our jails, prisons, community corrections, correctional facilities, parole offices, Juvenile Centers, and Youth Reporting Centers by our outstanding employees, both uniformed and non-uniformed.

The West Virginia Division of Corrections and Rehabilitation work is vital, and we must continuously innovate, adapt, and improve to positively impact people's lives.

William K. Marshall
Commissioner

WV DCR Accomplishments

WV DCR Academy

The WV DCR Academy graduated 488 employees from Basic Training, (residential and virtual).

SPJC PBIS Program

The West Virginia Schools of Diversion and Transition (WVSDT) is responsible for providing a formal education for the Bureau of Juvenile Services in WV. The WVSDT and DCR collaborated at multiple facilities within the Bureau of Juvenile Services to implement the Positive Behavioral Interventions & Supports (PBIS) Program. Sam Perdue Juvenile Center is one of several facilities to adopt a facility-wide PBIS model to focus on positive reinforcement throughout the daily milieu rather than in the classroom setting only. The PBIS program at Sam Perdue Juvenile Center allows a “token” economy whereby residents earn scans and can accumulate those to purchase various items to include music lessons as mentioned above. The overall goal is to focus on positive reinforcement to gain overall compliance which is a critical part of rehabilitation so that juvenile offenders can become more productive members of society after program completion.

DRKJC Arts & Humanities Program

In 2023, Donald R Kuhn (DRK) Juvenile Center began an Arts & Humanities Program and established a dedicated room for these activities. This program focused on the therapeutic benefits of the arts. Staff developed full three month rotational curriculums for both the arts and music portion of the program. The goal of the program is to allow residents the opportunity to interact with one another in a more collaborative, creative manner; which can further develop and enhance their social skills, coping skills, and their self-esteem. Art activities include painting, drawing, collage making, sculpting, and photography/filmography. Music activities include learning to play an instrument (guitar, drums, keyboard, etc.), write lyrics, create, mix, and record original music. DRK recently had a resident write, record, and produce his own rap song that placed in the top 6 in a competition he was entered into that included other juvenile facilities throughout the United States. DRK also had a resident to write and perform his own stand up comedy show that he performs for the staff and other residents. The Arts & Humanities Program has been a key factor in helping reduce negative behaviors within the facility. The program allows residents an outlet for dealing with many physical and emotional stresses that may result from their commitment to the facility and other individual circumstances inside and outside the facility.

PHRJ Maintenance Projects

Potomac Highlands Regional Jail (PHRJ) partnered with the National Guard and two trustee offenders from the jail to complete the following:

Installed brand new COMTEC wiring throughout the entire facility, all inmate cells and showers have been painted and new floors were installed in 75% of inmate showers. A new Key Watch system was installed in central control. New hot water heaters were installed for the whole facility. The kitchen was updated with an entirely new ceiling, air vents, LED lighting, repainted walls, installed a new walk in cooler and a new floor. (Photo on right)

CID Unit Assists in Law Enforcement Inmate Communications

The CID Unit acts as the point of contact for all Law Enforcement inmate communication requests that encompass calls, emails, video visits, visitor lists, contact lists, financial accounts and other inmate related information. During the time period covered by this report, the CID Unit fielded 7,552 such requests for information from local, state and federal law enforcement agencies. This resulted in law enforcement being supplied with 388,541 phone calls, 71,469 pages of email and 7,993 video calls.



WV DCR Accomplishments

Pay Incentives

Critical Vacancy Pay Facilities

- **Correctional Officer 1:** Base Salary of **\$45,000** with a salary increase at 6 months to **\$47,500**.
 - **Promotion** and salary increase to Correctional Officer 2 after one year as Correctional Officer 1.
- **Correctional Officer 2:** Base Salary of **\$50,000** with a salary increase after 6 months to **\$51,500**.
 - **Promotion** and salary increase to Correctional Officer 3 after one year as Correctional Officer 2.
- **Correctional Officer 3:** Base Salary of **\$53,000** with annual salary increases.

Non-Critical Vacancy Pay Facilities

- **Correctional Officer 1:** Base Salary of **\$40,000** with a salary increase at 6 months to **\$42,500**.
 - **Promotion** and salary increase to Correctional Officer 2 after one year as Correctional Officer 1.
- **Correctional Officer 2:** Base Salary of **\$45,000** with a salary increase after 6 months to **\$46,500**.
 - **Promotion** and salary increase to Correctional Officer 3 after one year as Correctional Officer 2.
- **Correctional Officer 3:** Base Salary of **\$48,000** with annual salary increases.

Newly hired officers receive a
\$2,000 Retention Incentive
after one year of continuous service

Employees hired prior to March 1, 2024, shall receive a non-base building pay differential of \$2,294 in March of 2024. Employees in this classification shall receive an annual base building pay differential each fiscal year of \$250 after completing one year of service. If an employee is hired into a Critical Vacancy Pay Facility (CVPF) and leaves the facility, the additional pay differential of \$5,000 shall be removed from their salary, unless transferring to another CVPF.

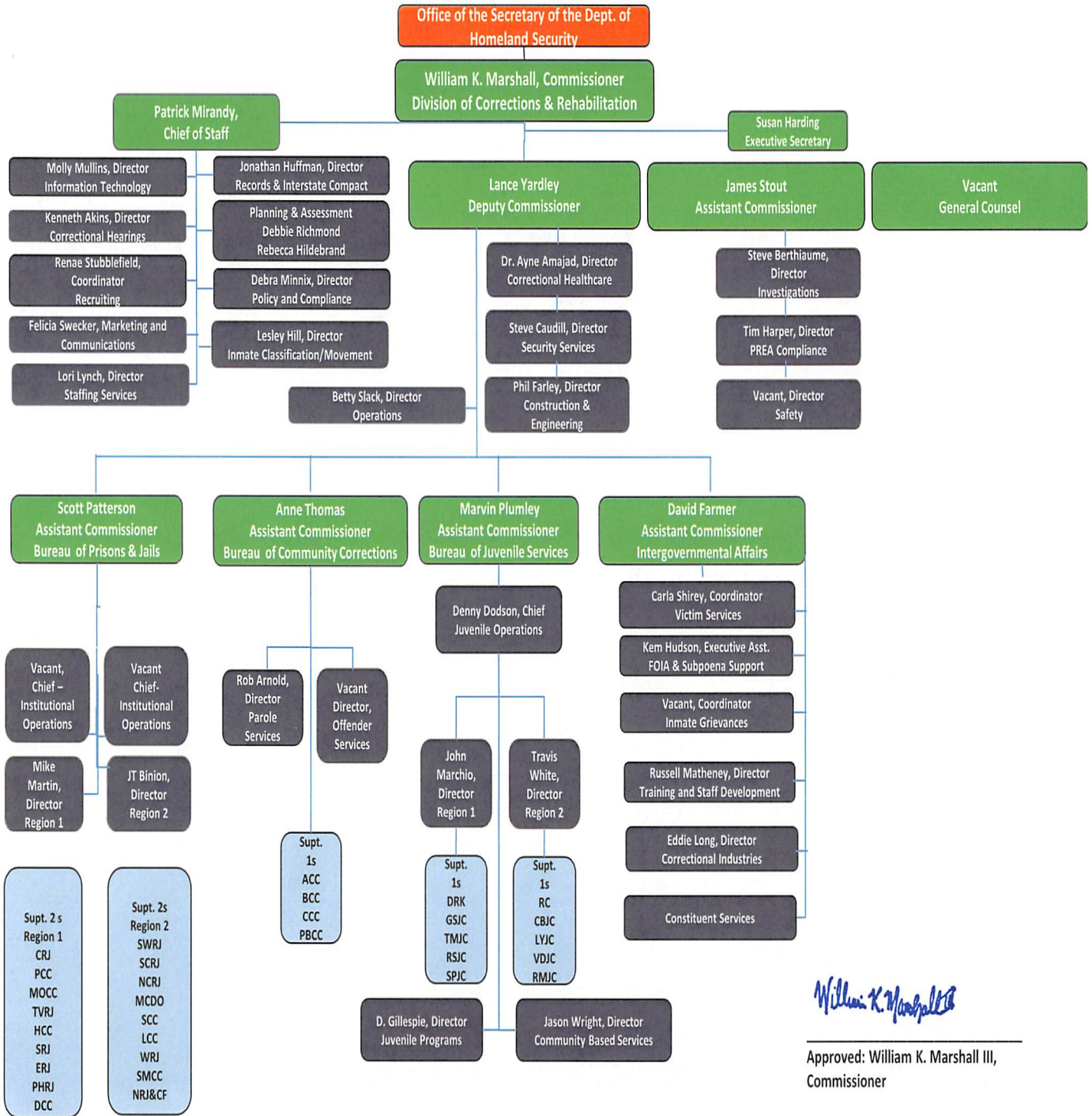
Critical Vacancy Facilities include:

Huttonsville Correctional Center, Mount Olive Correctional Complex, Western Regional Jail, Northern Correctional Center, Northern Regional Jail, Ohio County Correctional Center, Potomac Highlands Regional Jail, Eastern Regional Jail Chick Buckbee Juvenile Center, and Vicki Douglas Juvenile Center.

WV DCR Table Of Organization

WV Division of Corrections & Rehabilitation

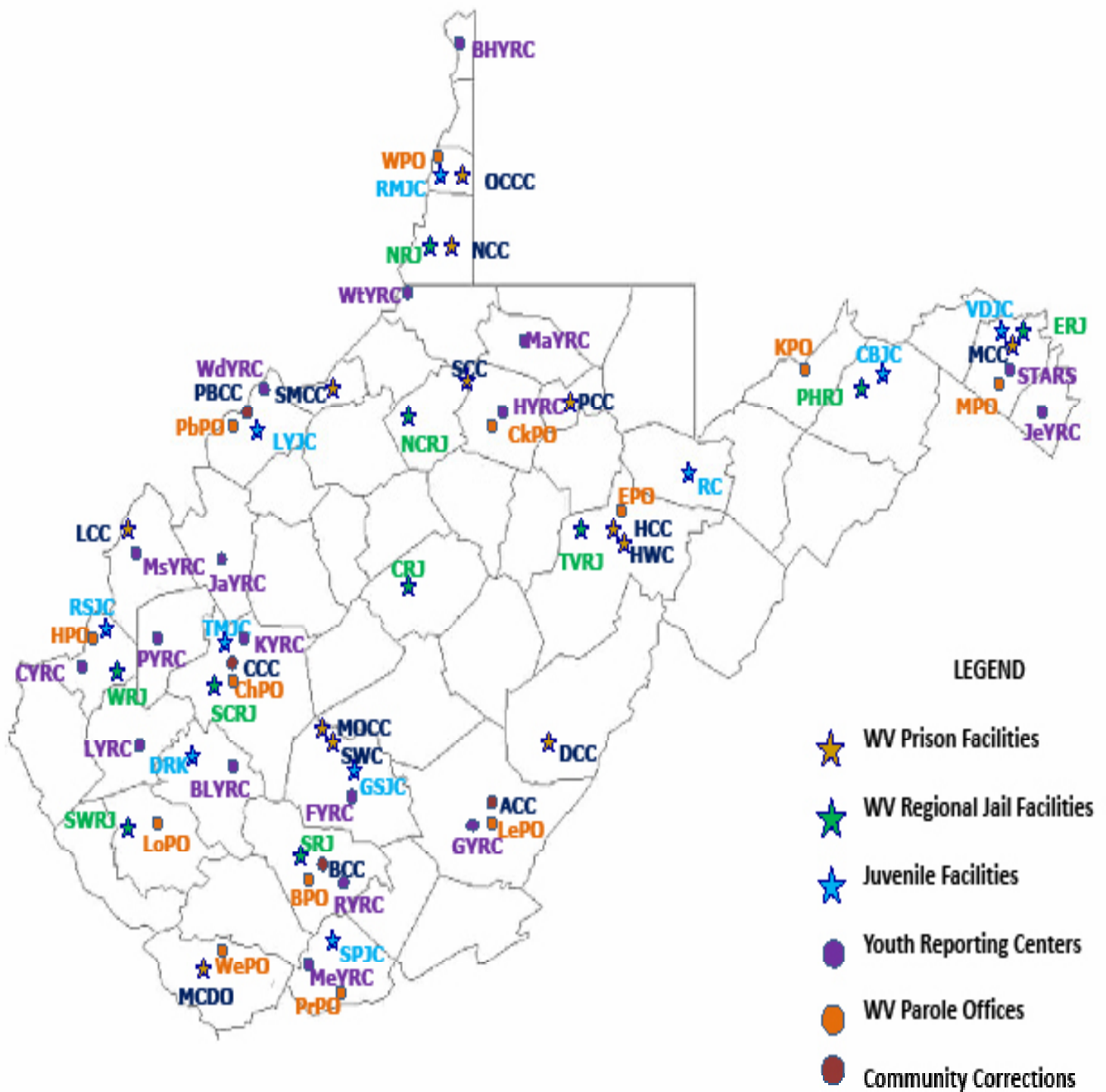
Effective 2/6/24



William K. Marshall III

Approved: William K. Marshall III,
Commissioner

WV DCR Facility Locations



Leadership Biographies

Commissioner



William Marshall was born in Point Pleasant and graduated from Wahama High School, Marshall University and the W.V. State Police Academy. Marshall began his State Police career in Huntington, where he was awarded the 1995 National Association of Police Organizations (NAPO) West Virginia Police Officer of the Year. He later received Honorable Mention for NAPO National Police Officer of the Year. After a tour of duty in Ripley, Marshall transferred to the Interstate Drug Interdiction Team. He was then selected to work on the W.V. Worker's Compensation Fraud Task Force. He also spent time assigned to the drug task forces in Charleston and Parkersburg.

Such distinguished service led to Marshall's selection to the IRS Criminal Investigation Division's Fraud Task Force, working out of the U.S. Attorney's Office for the Southern District of West Virginia in Charleston. While there, he received commendations for outstanding investigative work. He also received a deputation from the U.S. Marshal's Service. Marshall was promoted to Sgt. in 2006 and named Commander of the Pleasants County Detachment. He then served as Commander of the Wood County Detachment before being selected as the Deputy Director of Traffic Records at State Police Headquarters, working with the Governor's Highway Safety Program.

In 2010, Marshall returned to Wood County and resumed command there until the conclusion of his career in July 2017. He retired with more than 25 years of service with the West Virginia State Police. Following his retirement, Military Affairs and Public Safety Cabinet Secretary, Jeff Sandy, chose Marshall as the Cabinet Department's first Director of Corrections Investigations. It was while performing those duties that Governor Jim Justice appointed Marshall as Director of the former legacy agency, Division of Juvenile Services. Under the newly formed Division of Corrections and Rehabilitation, he served as Assistant Commissioner of the Bureau of Juvenile Services until his appointment by Governor Justice in January 2023, as the Commissioner of WV Division of Corrections and Rehabilitation.

Deputy Commissioner



Paul Simmons began his career with the Division of Corrections at the West Virginia Penitentiary in July of 1987, as a Correctional Officer I and was promoted to the rank of Sergeant and then Lieutenant. He was part of the transition team for closing the Penitentiary and opening the Mount Olive Correctional Complex. In February of 1998, Paul transferred to Saint Marys Correctional Center and in October of that same year joined the staff at Northern Correctional Center, where he became the Associate Warden of Security in November, 2012. Paul also served as Northern Regional CERT Commander from 2001 to 2012. Paul was appointed as the Assistant Commissioner for the WV Division of Corrections on August 2, 2015 and as the Acting Deputy Commissioner on May 27, 2017. Paul is currently the Deputy Commissioner for the WV Division of Corrections and Rehabilitation. He supervises the Assistant Commissioners of Bureau of Prisons and Jails, Bureau of Community Corrections, Bureau of Juvenile Services and the Assistant Commissioner of Intergovernmental Affairs.

The Departments under the supervision of the Deputy Commissioner include:

Security Services for Prisons, Steve Caudill, Director This department oversees the Special Operations of the WVDCR including the CERT (Corrections Emergency Response Team), CNT (Crisis Negotiators Team) and the K9 operations.

Leadership Biographies

Deputy Commissioner

Operations Department: Betty Slack, Director

The Director of Operations oversees the contract management of all inmate services contracts; manages the internal audits section; and serves as the liaison for the Division of Corrections and Rehabilitation and the Department of Administrative Services.

Construction & Engineering--Phil Farley, Director

The West Virginia Division of Corrections Director of Construction and Engineering is responsible for overseeing Corrections physical improvements in the facilities throughout the state.

Correctional Healthcare--Ayne Amjad Director

This department serves as the WVDCR's liaison with health care vendors. Medical Services participates in assessments, planning, implementation and evaluation of policy and practice throughout the system.

Assistant Commissioner



James Stout was a major at North Central Regional Jail, then went to the Donald R. Kuhn Juvenile Center as their Superintendent. He worked out of the Homeland Security Office before coming back to West Virginia Division of Corrections and Rehabilitation in April, 2023, where he now serves as one of the Assistant Commissioners. James is currently working with the departments of PREA, Safety and CID.

PREA Compliance: Tim Harper, Director

This office was established to ensure compliance of the standards of the Prison Rape Elimination Act. This office continues to work to ensure compliance with the standards of the Prison Rape Elimination Act. The following PREA Audits were completed during FY23:

Huttonsville Correctional Center & Jail, Mt. Olive Correctional Center & Jail, Sam Perdue Juvenile Center, Southern Regional Jail & Correctional Center, St. Mary's Correctional Center & Jail, Lorrie Yeager Juvenile Center, Lakin Correctional Center & Jail, Gene Spadaro Juvenile Center, Beckley Correctional Center & Jail, Parkersburg Correctional Center & Jail and Parkersburg Lockup, all received accreditation.

Investigations: Steve Berthiaume

Investigators are currently embedded in 16 of the 24 adult facilities in the state and 1 of the 10 juvenile centers. These Investigators are tasked with conducting investigations at all the State's Correctional Centers including Prisons, Jails, Juvenile Detention Centers, Youth Reporting Facilities and Parole Offices. Additionally, the Unit offices two Investigators in McDowell County at the Stevens Correctional Facility. The CID Unit conducted 753 investigations at these facilities for the fiscal year. The CID Unit maintains the Security Threat Group database, has an investigator stationed at the WV Fusion Center and assists other agencies conducting numerous EEO investigations.

Safety & Loss Prevention Department: Vacant, Director

Goals of this office include the reduction of workers compensation experience modification ratings, improve return to work participation and review inspection principles, safety strategies and overall consistency and uniformity with all facilities.

Leadership Biographies

Chief of Staff



Patrick Mirandy began his career in August 1994, as a Parole Officer in Parkersburg, WV. In 1998 he was promoted to Unit Manager at the new St. Marys Correctional Center. In 2002, he was promoted to Associate Warden at St. Marys Correctional Center. In April 2012, he became the first warden at the new Parkersburg Correctional Center and later that year was appointed Warden of St. Marys Correctional Center. In October 2018, Patrick was named Chief of Operations of the Bureau of Community Corrections. In February 2023, he was selected to be Chief of Operation of the Bureau of Prisons and Jails where he split responsibilities with Chief of Operations Lance Yardley of the same Bureau. In December 2023, he was appointed by Commissioner Marshall as the Chief of Staff for the Division.

Information Technology: Molly Mullins, Director

This office is responsible for planning, development, implementation of the agency's Offender Information System, and liaisons with the WV Office of Technology on hardware, software, network infrastructure support and maintenance. The office is also involved with the design, maintenance, and implementation of the agency's Security Technology Infrastructure.

Records & Interstate Compact: Jonathan Huffman, Director

This office is responsible for inmate records and document management for the WVDCR. The office instructs, trains, and oversees records and document management at WVDCR facilities as well as ensuring proper information flow between the WVDCR and other state and federal agencies. The office also manages the Interstate Compact for the transfer of adult offenders on Probation and Parole for the State of West Virginia.

Correctional Hearings: Kenneth Akins, Director

This office oversees the inmate disciplinary hearing program and the management of hearings for Preliminary Parole Revocations, and Revocations from Mandatory Supervision and Conditional Release.

Planning and Assessment: Debbie Richmond and Rebecca Hildebrand

This portion of the Commissioner's Office manages the production of specialized reports for WVDCR leadership, answers requests for information from the legislature and other parties in state government and the public.

Classification for Prisons: Lesley Hill, Director

This department is responsible for offender classification and offender movement within the WVDCR.

Policy & Compliance Office: Debbi Minnix, Director

This offices primary duty includes policy development and compliance.

Recruitment: Renae Stubblefield, Recruiting Coordinator

The position is responsible for providing recruiting services & resources, administrative support to the Chief of Staff, Team Captain & Agency Recruiters and/or HR Generalists within the DCR.

Marketing & Communications: Felicia Swecker, Exe. Assistant

This position oversees, coordinates, and develops information shared both internally and externally. This role works closely with WVDCR's technology department to develop and publish information for the public website, recruiting materials, and the maintenance of social media accounts. This position coordinates and assists in training WVDCR staff in the presentation of new recruitment platforms and oversees the content of press releases submitted on behalf of the agency.

Leadership Biographies

Chief of Staff

Staffing Services: Lori Lynch, Director

The Staffing Services section supplies the Commissioner and Deputy Commissioner with the information needed to balance the personnel resources available with the needs of the facilities and work units within the entire Division. With an ever changing inmate and resident population, staffing audits are ongoing to ensure that resources are shifted as the Commissioner deems necessary. Staffing Services assists all Bureaus of the WV Division of Corrections & Rehabilitation, with the utilization of available personnel positions to insure that the resources are in place to fulfill the mission of each Bureau.

Assistant Commissioner: Bureau of Prisons & Jails



Scott Patterson began employment in West Virginia corrections in 1992 as a Correctional Officer at the West Virginia Penitentiary. When the Mount Olive Correctional Complex opened, he became its Institutional Training Officer. While at Mount Olive, he served as a Case Manager, Unit Manager and then Director of Classification. In 1998, he was appointed as Warden of the Anthony Correctional Center. In 2007, he left the Division of Corrections and deployed to Iraq as a contractor to the U.S. Department of Justice, helping that country rebuild its corrections system to operate in accordance with international standards for the humane treatment of prisoners and the rule of law.

He returned from Iraq in 2009 and, after a brief hiatus, accepted employment as a Child Protective Services Worker with the WV Department of Health and Human Resources in 2010, a position he held until 2011 when he was once again appointed as Warden of the Anthony Correctional Center. In 2014 he became the WV DOC Senior Director of Compliance and Audits, and held that position until January 2017, when he became the Director of Training. In May 2017, he was assigned as the Acting Assistant Commissioner, and he held that position until July 2018 when he was appointed the Division of Corrections and Rehabilitation's Assistant Commissioner for the Bureau of Training and Staff Development. In January 2023, Scott was appointed Assistant Commissioner for the Bureau of Prisons & Jails. *The population count for the facilities are as of June 30, 2023.*

Facility: Central Regional Jail & Correctional Center



County: Braxton

Population: 362

Superintendent: Harvey Hawkins

Mission: Detention For: Pre-trial Felons/ Misdemeanors, Sentenced Felons/Misdemeanors for the Counties of Braxton, Gilmer, Calhoun, Nicholas, Lewis, Roane, Webster, and Clay.

Facility: Denmark Correctional Center & Jail



County: Pocahontas

Population: 190

Superintendent: Jason Collins

Mission: Medium Security Prison. Housing Levels 1-3. Must be within 48 mos. of parole or discharge. Correctional Industries Work site. Supervised outside work crews.

Prison & Jail Facilities

Facility: Eastern Regional Jail & Correctional Center



County: Berkeley

Population: 415

Superintendent: Didymus Tate

Mission: Detention For: Pre-trial Felons/ Misdemeanors, Sentenced Felons/Misdemeanors for the Counties of Berkeley, Morgan, and Jefferson. Merged with Martinsburg Correctional Center-Male Classification Intake Facility.

Facility: Lakin Correctional Center & Jail



County: Mason

Population: 522

Superintendent: JD Sallaz

Mission: Maximum Security Prison. Housing Levels 1-5. All Female Facility. Classification Intake Unit. Diagnostic Unit. Behavioral Health Unit. KIDS Unit, Long/Short term segregation units. Correctional Industries Work Site. Supervised Outside Work Crews (Must be within 18 months of Parole or discharge.)

Facility: Huttonsville Correctional Center & Jail



County: Randolph

Population: 1166

Superintendent: Shelby Searls

Mission: Medium Security Prison. Housing Levels 1-5. Segregation Unit, RSAT Unit, Classification, Intake Unit, Geriatric Unit. Correctional Industries Work site. 46 bed Work Camp on site.

Facility: McDowell Co. Correctional Center & Jail



County: McDowell

Population: 414

Superintendent: Charles Gore

Mission: Houses medium security inmates.

Prison & Jail Facilities

Facility: Mount Olive Correctional Complex & Jail



County: Fayette

Population: 966

Superintendent: Donnie Ames

Mission: Maximum Security Prison. Housing Level 3-5. Quilliams Unit. Classification Intake Unit. Mental Health & Medical Unit. Short/Long term segregation units, Correctional Industries Work Site. 48 bed Slayton Work Camp on site.

Facility: North Central Regional Jail & Correctional Center



County: Doddridge

Population: 795

Superintendent: Joe Wood

Mission: Detention for: Pre-trial Felons/ Misdemeanors, Sentenced Felons/Misdemeanors for the Counties of Wirt, Ritchie, Wood, Pleasants, Doddridge, Harrison, Marion, Monongalia, Tyler and Wetzel. Contractually houses Federal detainees for the USMS.

Facility: Northern Regional Jail & Correctional Center



County: Marshall

Population: 541

Superintendent: Shawn Straughn

Mission: Maximum Security Prison. Housing Levels 1-5. Special Management Facility. Short term segregation unit, Behavioral Health Unit, Diagnostic Unit. Correctional Industries Work Site. Detention for Pre-trial Felons/ Misdemeanors.

Facility: Ohio County Correctional Center & Jail



County: Ohio

Population: 66

Superintendent: Shawn Straughn

Mission: Minimum Security. Housing Levels 1-2. Technical Parole Violators. Supervised outside Work Crews. Must be within 24 months of Parole or Discharge. 8 Bed Work Release Unit.

Prison & Jail Facilities

Facility: Potomac Highlands Regional Jail & Correctional Center



County: Hampshire
Population: 221
Superintendent: Travis Myers
Mission: Detention for: Pre-trial Felons/ Misdemeanors, Sentenced Felons/ Misdemeanors for the Counties of Hardy, Hampshire, Mineral, Grant, and Pendleton

Facility: Pruntytown Correctional Center & Jail



County: Taylor
Population: 311
Superintendent: George Trent
Mission: Minimum Security Prison. Housing Level 1-2 (Select level 3's with placement eval). Must be within 36 months of parole or discharge. Correctional Industries Work Site. Supervised Outside Work Crews.

Facility: St. Marys Correctional Center & Jail



County: Pleasants
Population: 649
Superintendent: Russell Maston
Mission: Medium Security Prison. Housing levels 1-3 (selective level 4) Must be 60 months from parole or discharge. Sheltered Housing Unit. Correctional Industries Work Site, Supervised Outside Work Crews.

Facility: Salem Correctional Center & Jail



County: Harrison
Population: 302
Superintendent: John Anderson
Mission: Medium Security Prison. Housing Levels 1-3 Must be within 60 months of parole or discharge. RSAT Unit. Classification Intake facility. Supervised Outside work crews. Must be within 24 months of parole or discharge.

Prison & Jail Facilities

Facility: South Central Regional Jail & Correctional Center



County: Kanawha
Population: 477
Superintendent: Ronnie Thompson
Mission: Detention for: Pre-trial Felons/ Misdemeanors, Sentenced Felons/ Misdemeanors for the Counties of Kanawha, and Jackson. Contractually houses Federal detainees for the USMS.

Facility: Southern Regional Jail & Correctional Center



County: Raleigh
Population: 506
Superintendent: Jonathan Frame
Mission: Detention for: Pre-trial Felons/ Misdemeanors, Sentenced Felons/ Misdemeanors for the Counties of Raleigh, Fayette, Greenbrier, Wyoming, Summers, Mercer and Monroe. Contractually houses Federal detainees for the USMS.

Facility: Southwestern Regional Jail & Correctional Center



County: Logan
Population: 401
Superintendent: Toby Allen
Mission: Detention for: Pre-trial Felons/ Misdemeanors, Sentenced Felons/ Misdemeanors for the Counties of Logan, Boone and McDowell.

Facility: Tygart Valley Regional Jail & Correctional Center



County: Randolph
Population: 375
Superintendent: Bryan Kelly Lanham
Mission: Detention for: Pre-trial Felons/Misdemeanors, Sentenced Felons/ Misdemeanors for the Counties of Randolph, Tucker, Barbour, Preston, and Pocahontas.

Prison & Jail Facilities & Leadership Biographies

Facility: Western Regional Jail & Correctional Center



County: Cabell

Population: 581

Superintendent: Carl Aldridge

Mission: Detention for: Pre-trial Felons/Misdemeanors, Sentenced Felons/ Misdemeanors for the Counties of Cabell, Wayne, Lincoln, Putnam, and Mason.

Assistant Commissioner: Bureau of Community Corrections



Anne Thomas began her career with the WV Division of Corrections at Mount Olive Correctional Complex in 1999. She has served as an Office Assistant II, Correctional Counselor I, Correctional Counselor II, Correctional Case Manager, Correctional Program Specialist, and Unit Manager at MOCC. She served as Associate Warden of Programs at Lakin Correctional Center from 2007 to 2008. Anne accepted the position of Central Office Director of Classification in 2008 and held this position until being appointed as Warden at Parkersburg Correctional Center on September 1, 2012.

Anne was then appointed as Warden at Lakin Correctional Center on July 23, 2016. On July 22, 2017, she became Acting Chief of Staff at the Division of Corrections Central Office. She was appointed Assistant Commissioner for the Bureau of Community Corrections in July, 2018. In addition to her corrections experience, Ms. Thomas graduated from The College of West Virginia in 1998 with a Bachelor of Science degree in Social and Behavioral Sciences.

Anne currently oversees the Community Corrections Facilities including: Anthony Correctional Center, Charleston Correctional Center and Jail, Beckley Correctional Center and Jail and Parkersburg Correctional Center and Jail. She also oversees Patrick Mirandy, Chief of Community Operations, Robert Arnold, Director of Parole Services and Cheryl Chandler, Director of Offender Services.

Community Corrections Facilities

Facility: Anthony Correctional Center



County: Greenbrier
Population: N/A
Superintendent: Rob Neal
Mission: Male/Female -Court Ordered Young Adult Offender Program.

Facility: Charleston Correctional Center & Jail



County: Kanawha
Population: 106
Superintendent: Pam Baldwin
Mission: Minimum Security. Holding Level 1-2. Must be with 24 months of parole or discharge. Males and Females. Work Release.

Facility: Beckley Correctional Center & Jail



County: Raleigh
Population: 83
Superintendent: Jean Paul DeJarnette
Mission: Minimum Security. Holding Level 1-2. Must be within 24 months of parole or discharge. Males and Females. Work Release.

Facility: Parkersburg Correctional Center & Jail



County: Wood
Population: 276
Superintendent: Aaron Westfall
Mission: Minimum Security. Holding Level 1-2. General Population unit must be within 5 years of parole or discharge. Work Release Unit, must be within 24 months of parole or discharge.

The population for the facilities are as of June 30, 2021.

Community Service Hours FY2023

FY2023	Local Church	Community Cleanup	DOH Crews	County Commissions	Other DHS Agencies	Other State Agencies	Schools	Charity Organizations	Cities/Towns	Parks	Adopt-A-Highway	Farm Commission	Humane Society	Crime Victim Awareness	Other	Total
BCC	0	0	12,719	2,985	477	0	0	0	2,934	0	0	0	0	0	0	19,115
CCC	48	160	0	0	0	0	40	0	0	0	0	0	0	0	96	344
DCC	0	320	25,000	0	0	0	0	40	0	0	120	0	0	0	0	25,480
HWC	135	0	0	0	0	0	0	0	225	0	0	25,460	0	0	14,570	40,390
LCC	264	0	12,186	1,836	0	0	4	0	1,032	0	0	0	120	0	0	15,442
MCDO	0	0	0	50	0	10	0	0	0	0	0	0	0	0	5	65
NCC	0	0	0	0	0	0	0	0	0	0	0	0	0	0	0	0
OCCC	0	70	0	25	11,985	0	0	0	0	0	0	0	0	0	0	12,080
PBCC	32	940	0	0	1,600	0	0	0	0	0	0	0	0	0	350	2,922
PCC	90	0	9,133	0	0	0	317	0	719	0	0	3,598	0	0	2,074	15,930
SCC	0	0	0	0	0	0	0	0	0	0	0	0	0	0	0	0
SMCC	0	0	48	0	0	16	32	0	0	8	0	0	40	0	48	192
SWC	0	0	0	0	0	0	0	0	0	0	0	0	0	0	0	0
PAROLE	254	114	0	39	60	50	0	1,046	584	0	200	0	100	0	505	2,952
TOTAL	823	1,604	59,086	4,935	14,122	76	393	1,086	5,494	8	320	29,058	260	0	17,648	134,912

Parole Services Statistics: Caseload by County

The map below shows the number of clients supervised by Parole Services, by county at the end of FY 2023. Wood County had the highest case load, followed by Cabell, Kanawha, Raleigh and Berkeley Counties. Some reasons for these high numbers are the fact that Kanawha and Cabell Counties have high populations compared to the rest of the state, while Berkeley borders other states and supervises a large number of interstate compact cases.



Parole Services Clients by type June 30, 2023.

On June 30, 2023, there were 3236 total clients under the supervision of WVDCR Parole Services. Of those 3236 clients it should be noted that 1020 were out of state cases.

Client Type	#	%
West Virginia Parolees	1887	58.31%
Out of State Probationers	867	26.79%
Out of State Parolees	153	4.73%
Mandatory Supervision	40	1.24%
Conditional Releases	60	1.85%
Non-Violent Parole Prgm.	229	7.08%
Total	3236	100.00%

Leadership Biographies

Assistant Commissioner: Bureau of Juvenile Services



Marvin Plumley graduated from The College of West Virginia in June of 2000 with a Bachelor of Science degree in Criminal Justice. He began his career with the Division of Corrections in January 2001 at Anthony Correctional Center as a Correctional Counselor II. He remained at ACC until June of 2008 and served in multiple roles including Corporal, Lieutenant and Associate Warden of Security and Programs. In June 2008, Marvin was promoted to the Deputy Warden post at Lakin Correctional Center and served in that capacity for two years before transferring to serve as the Deputy Warden at Mount Olive Correctional Complex.

In May 2012, Marvin was appointed as the Warden at Huttonsville Correctional Center and remained there until April 2017 when he accepted a promotion to Senior Director of Compliance and Audits for the DOC. On July 1, 2018 consolidation of the State's three correctional agencies occurred and Commissioner Jividen appointed Marvin to serve as the Assistant Commissioner for the Bureau of Prisons and Jails for the newly formed Division of Corrections and Rehabilitation and in January 2023 he was appointed to his current position of Assistant Commissioner of the Bureau of Juvenile Services. Throughout his tenure Marvin has performed various ancillary duties to include EEO Counselor and Investigator, CERT, CNT, Investigations and several other committees/groups.

The Community Based Services Department under the Bureau of Juvenile Services consists of 19 Youth Reporting Centers (YRC's) covering 23 counties. Additional services include: A Community Intervention Program, Home Detention/GPS monitoring and aftercare services to committed youth. This past year over 550 youth and former residents received services from programs in Community Based Services.

The following Youth Reporting Centers are under this Bureau:

Brooke/Hancock Co. YRC, Boone/Logan Co. YRC, Cabell Co. YRC, Fayette Co. YRC, Greenbrier Co. YRC Harrison Co. YRC, Jackson Co. YRC, Jefferson Co. YRC, Kanawha Co. YRC, Lincoln Co. YRC, Marion Co. YRC Mason Co. YRC, Mercer Co. YRC, Monongalia YRC, Nicholas Co. YRC, Pocahontas Co. YRC, Putnam Co. YRC Raleigh Co. YRC, Randolph Co. YRC, STARS YRC, Wetzel/Tyler Co. YRC, and Wood Co. YRC.

Juvenile Facilities

The population for the facilities are as of June 30, 2023.

Facility: J.M. Chick Buckbee Juvenile Center



County: Hampshire
Population: 22
Superintendent: Keith McDaniel
Mission: Detention/Commitment/Rehabilitation. 8 Bed
Detention for males up to age 21.

Facility: Donald R. Kuhn Juvenile Center



County: Boone
Population: 36
Superintendent: Jeremy Dolin
Mission: Commitment/Rehabilitation facility for males up
to age 21.

Facility: Gene Spadaro Juvenile Center



County: Fayette
Population: 29
Superintendent: Ricky Scarbro
Mission: Detention Residents only.

Facility: Lorrie Yeager Juvenile Center



County: Wood
Population: 29
Superintendent: Travis White
Mission: Detention Facility. 24 Bed facility.

Juvenile Facilities

Facility: Kenneth "Honey" Rubenstein Juvenile Center



County: Tucker
Population: 50
Superintendent: Dan Dilly
Mission: Commitment/Rehabilitation. 56 bed Rehabilitation facility houses adjudicated low risk males between ages 15-21.

Facility: Ronald Mulholland Juvenile Center



County: Ohio
Population: 42
Superintendent: Linda Scott
Mission: Operated by Youth Services System. Commitment/Rehabilitation and Detention Facility. 10 Bed Detention facility for males and females up to age 21.

Facility: Robert L. Shell Juvenile Center



County: Cabell
Population: 27
Superintendent: Paul Stump
Mission: Diagnostic, Detention and Commitment/Rehabilitation Facility. Various assessments conducted to determine appropriate individual needs.

Facility: Sam Perdue Juvenile Center



County: Mercer
Population: 17
Superintendent: Gary Patton
Mission: Commitment/Rehabilitation Facility. 20 Bed Sexual Offender Program for males ages 13-20.

Juvenile Facilities

Facility: Tiger Morton Juvenile Center



County: Kanawha

Population: 28

Superintendent: David Murphy

Mission: Commitment/Rehabilitation and Detention Facility.

Facility: Vicki Douglas Juvenile Center



County: Berkeley

Population: 14

Superintendent: Ryan Springer

Mission: Detention Facility.

Leadership Biographies

Assistant Commissioner: Intergovernmental Affairs Bureau



Mr. David Farmer began his career with the WV Regional Jail Authority in February 2002 as the Director of Inmate services at the South Central Regional Jail in Charleston, WV. He later became the Administrator of the Southwestern Regional Jail in Logan, WV in December of 2011 where he remained until being named Director of the Academy/ Deputy Chief of Operations in August 2014. In June of 2015, Mr. Farmer was selected as the Executive Director of the Regional Jail and Correctional Facility Authority until the consolidation of the state's correctional agencies in July of 2018. Mr. Farmer was then appointed as an Assistant Commissioner of the Intergovernmental Affairs Bureau where he now oversees Constituent services, Victims Services, Inmate Grievance appeals, Correctional Industries and the WV Division of Corrections and Rehabilitation Corrections Academy.

The Office of Constituent Services serves as a liaison between the WV Division of Corrections and Rehabilitation and the community by providing information to address concerns regarding conditions of confinement and delivery of timely information. The role of this office is to provide an avenue for the general public to obtain and express concerns on relative issues to the division. The Office of Constituent Services receives inquires through the Governor's Office of Constituent Services, public website, or by contacting the Central Office.

Lawrence Pettey, Inmate Grievance Coordinator

The Grievance Coordinator reviews 3rd level inmate grievances to ensure due process and propriety of grievances filed by those in custody, while protecting the interests of the Division and State.

Carla Shirey, Victim Services Specialist

The Victim Services Program offers direct services to victims of crime in all 55 counties in WV for the DCR. Carla Shirey is the VSS (Victim Services Specialist) and provides services to victims by registering them in the OIS database and assisting with the WV Victim Notification Everyday (VINE) notification program. Registration is by phone, email, TTY, SME text, and by using the VINE app. New VINE registration totals for FY2023 were 3,808. During FY2023, Ms. Shirey provided direct services to 946 Victims of Crime, assisted with 314 parole hearings and 265 survivors, or family members of homicide.

Eddie Long, Correctional Industries Director

Correctional Industries (CI) is a self-sustaining special revenue business entity and a corrections program that is responsible for efficient and effective operation of the various manufacturing facilities within the Division of Corrections and Rehabilitation. CI produces numerous products including office furniture, license plates, validation decals, signs, inmate clothing, printed materials and more. To be successful and accomplish this mission it is imperative that CI be focused on customers, products, and our civilian and inmate workforce.

Russell L. Matheney, Director of Training and Staff Development

WV Division of Corrections and Rehabilitation employees must attend the Division's Training Academy, which is in Glenville, WV. Basic Training has been a vital tool in the introduction, development, and establishment of "esprit de corps", the importance of quality and teamwork, a common base of theoretical and operational knowledge, skills, and abilities, and fosters an environment, which stresses continuing training and education for career-minded individuals. The academy also holds various specialized classes to include, Firearms Instructor, Less Lethal Instructor, and Train the Trainers, Defensive Tactics Instructor Development. The Academy continues to improve training thru technology, advancements and best correctional practices.

Fiscal & Budget Statistics

Prisons General Revenue by Category FY23	Expenditures	% Of Budget Expended
Personnel Services (Payroll)*	80,132,623	32.37%
Annual Increment	963,133	0.39%
Inmate Payroll	1,423,907	0.58%
Employee Benefits	24,738,216	9.99%
Utilities	7,550,920	3.05%
Food	7,253,994	2.93%
Other Operating Expenses	17,541,735	7.09%
Repairs & Alterations	3,124,086	1.26%
Equipment	2,010,475	0.81%
Inmate Medical	40,200,640	16.24%
Payments to Regional/County Jails & Federal Bureau of Prisons	51,898,103	20.96%
Board of Risk Insurance Premium	5,463,105	2.21%
Less Reimbursements	5,273,512	2.13%
Total Expenditures	247,574,449	100%

Average Annual Cost Per Inmate for FY 2023: \$40,216 Average Cost Per Day= \$110

* Expenditures Includes National Guard and DNR payments for State of Emergency

**Estimated Annual/Daily costs provided by WV Division of Administrative Services

Jails General Revenue by Category FY23	Appropriated	Spec Rev	Total	% of Budget Expended
Personnel Services (Payroll)	\$ 1,139,557	\$ 42,003,478	\$ 43,143,036	32.52%
Annual Increment	\$ 24,980	\$ 327,858	\$ 352,838	0.27%
Employee Benefits	\$ 387,199	\$ 12,841,722	\$ 13,228,920	9.97%
Utilities	\$ 322	\$ 7,105,993	\$ 7,106,315	5.36%
Food	\$ -	\$ 9,099,241	\$ 9,099,241	6.86%
Other Operating Expenses	\$ 45,017	\$ 8,479,827	\$ 8,524,844	6.43%
Repairs & Alterations	\$ -	\$ 5,289,643	\$ 5,289,643	3.99%
Equipment	\$ 2,024	\$ 2,486,283	\$ 2,488,308	1.88%
Inmate Medical	\$ -	\$ 34,746,535	\$ 34,746,535	26.19%
Bond Payments	\$ -	\$ -	\$ -	0.00%
Board of Risk Insurance Premium	\$ 60,476	\$ 6,144,976	\$ 6,205,452	4.68%
Less Reimbursements	\$ -	\$ 2,485,388	\$ 2,485,388	1.87%
Total Expenditures	\$ 1,659,576	\$ 131,010,944	\$ 132,670,519	100.00%

Average Annual Cost Per Inmate for FY 2023: \$19,885 Average Cost Per Day= \$54.48

Juveniles General Revenue by Category FY23	Expenditures	% Of Budget Expended
Personnel Services (Payroll)	\$ 22,637,593	46.03%
Annual Increment	\$ 259,568	0.53%
Employee Benefits	\$ 7,338,965	14.92%
Utilities	\$ 910,126	1.85%
Food	\$ 328,343	0.67%
Other Operating Expenses	\$ 7,224,630	14.69%
Repairs & Alterations	\$ 644,826	1.31%
Equipment	\$ 403,528	0.82%
Inmate Medical	\$ 8,737,433	17.77%
Board of Risk Insurance Premium	\$ 318,571	0.65%
Less Reimbursements	\$ 379,656	0.77%
Total Expenditures	\$ 49,183,240	100.00%

Average Annual Cost Per Inmate for FY 2023: \$170,775 Average Cost Per Day= \$468

(Includes all expenditures \$49,183,240/ Average Population 288 and includes food/medical costs)

Adult Prison Statistics

County	2018	2019	2020	2021	2022	2023
Barbour	69	72	56	60	52	52
Berkeley	323	344	307	296	278	329
Boone	91	91	60	50	53	34
Braxton	78	78	51	70	57	51
Brooke	72	69	67	47	54	42
Cabell	492	510	375	345	296	221
Calhoun	24	31	36	35	35	31
Clay	61	45	37	41	48	37
Doddridge	21	23	19	16	33	35
Fayette	249	246	208	212	204	198
Gilmer	28	34	30	27	17	19
Grant	43	49	44	44	45	34
Greenbrier	118	116	94	87	98	97
Hampshire	102	105	86	83	75	57
Hancock	114	95	84	79	76	76
Hardy	58	43	31	36	39	42
Harrison	327	355	327	299	291	289
Jackson	95	98	89	99	88	84
Jefferson	121	124	113	122	125	135
Kanawha	743	764	638	612	589	541
Lewis	68	80	66	69	73	71
Lincoln	92	93	91	69	41	32
Logan	128	130	120	108	99	88
Marion	185	195	209	235	215	222
Marshall	92	105	87	93	93	71
Mason	77	65	58	76	49	35
McDowell	101	96	86	71	67	60
Mercer	389	342	283	248	260	219
Mineral	57	55	40	41	40	37
Mingo	124	111	92	103	118	97
Monongalia	238	261	237	254	229	219
Monroe	49	48	57	37	35	38
Morgan	85	86	70	66	59	57
Nicholas	96	97	95	103	108	104
Ohio	205	194	166	168	163	149
Pendleton	30	34	26	22	24	17
Pleasants	14	24	19	18	19	14
Pocahontas	17	22	18	15	16	10
Preston	110	94	103	101	102	90
Putnam	137	135	101	98	101	82
Raleigh	327	302	285	256	243	228
Randolph	138	152	118	116	121	102
Ritchie	30	52	49	43	51	45
Roane	94	99	87	79	77	82
Summers	57	68	58	51	52	51
Taylor	94	84	56	51	51	48
Tucker	9	9	6	6	10	8
Tyler	32	22	13	20	17	9
Upshur	100	81	85	82	75	76
Wayne	183	204	172	175	164	118
Webster	85	84	62	47	57	46
Wetzel	61	57	49	54	57	46
Wirt	23	25	22	16	14	17
Wood	368	406	365	373	349	360
Wyoming	60	58	50	48	40	32

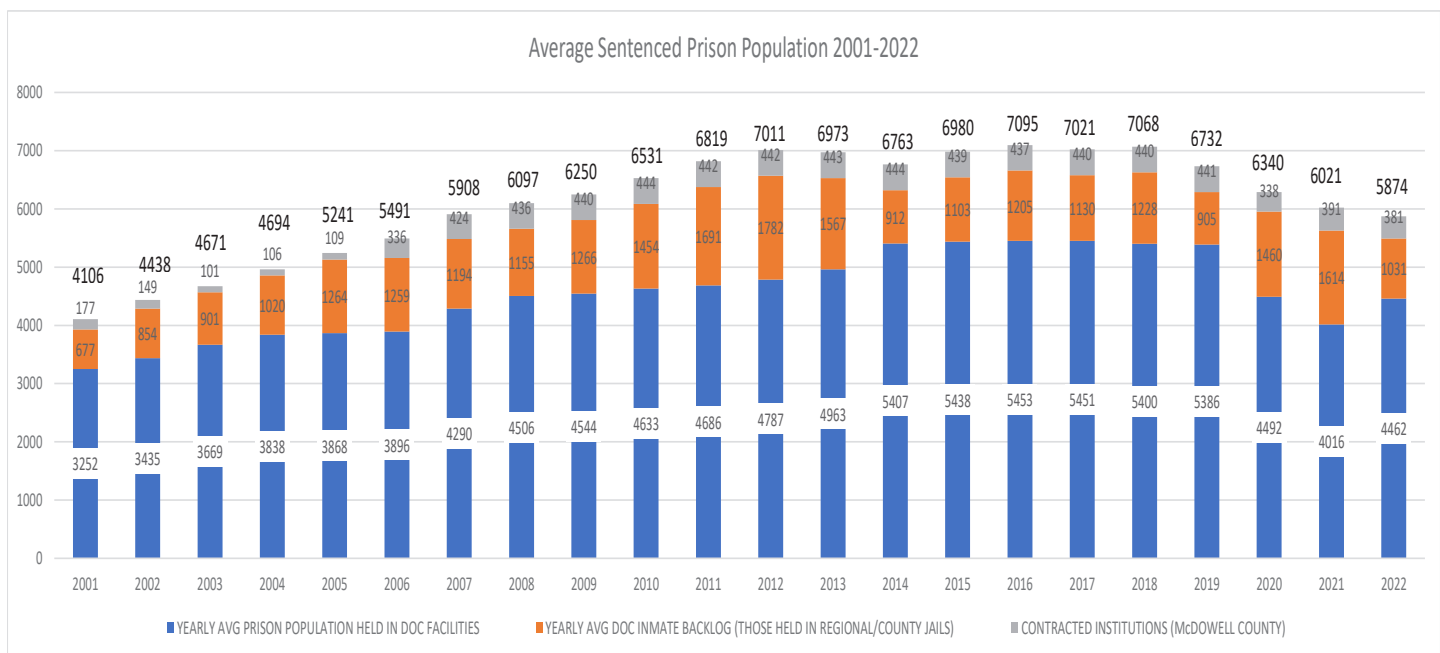
Adult Prison Statistics

The table on the right and the chart below shows the total average sentenced inmate population in WVDCR institutions and the total average sentenced inmate population that have been committed to the WVDCR, but were awaiting prison space in county/regional jails during the past 22 years. During that period, the total inmate population for WVDCR has increased by a total of 1768 inmates.

Inmates that were committed to the WVDCR but were waiting in county/regional jails for bed space in WVDCR facilities has decreased to 1031 in 2022 from a high of 1782 in 2012.

The WVDCR also houses inmates in the McDowell County Correctional Center on a per diem contract basis; this population is represented in the “Contracted” column. This segment has increased by 204 inmates in the last 22 years.

Calendar Year	Prisons	Jails	Contracted	Total
2001	3252	677	177	4106
2002	3435	854	149	4438
2003	3669	901	101	4671
2004	3838	1020	106	4964
2005	3868	1264	109	5241
2006	3896	1259	336	5491
2007	4290	1194	424	5908
2008	4506	1155	436	6097
2009	4544	1266	440	6250
2010	4633	1454	444	6531
2011	4686	1691	442	6819
2012	4787	1782	442	7011
2013	4963	1567	443	6973
2014	5407	912	444	6763
2015	5438	1103	439	6980
2016	5453	1205	437	7095
2017	5451	1130	440	7021
2018	5400	1228	440	7068
2019	5386	905	441	6732
2020	4492	1460	388	6340
2021	4016	1614	391	6021
2022	4462	1031	381	5874



Adult Prison Statistics

Commitments to WVDCR * Does include those sentenced to prison but housed temporarily in jail locations.

FY2023	Regular	Diagnostic	PVT	PVF	PRP	Home Confinement Revoked	Home Confinement Parole Revoked	Probation Violator Felony	Probation Violator Tech	ACC	Escapes Returned to Custody	Returned By Judge as Fit	Community Cor. Rev.	Sex Offenders Released Revocation	Mandatory Release Revoked	Conditional	Non-Violent	Total Commitments
July	117	7	37	1	28	7	1	0	35	6	1	0	0	1	6	1	4	252
August	145	3	39	0	34	7	3	0	39	13	2	0	2	1	4	5	8	305
September	140	3	37	0	15	5	1	2	34	6	0	0	2	5	9	0	1	260
October	132	2	37	0	22	5	0	1	29	3	0	0	2	3	4	0	11	251
November	111	3	26	0	28	3	1	2	16	8	0	1	2	2	1	3	14	221
December	68	3	37	0	22	2	0	2	12	5	0	0	0	4	0	1	5	161
January	84	3	36	0	24	5	0	1	16	4	0	1	0	3	3	0	4	184
February	147	2	36	1	16	5	1	3	60	6	2	0	0	8	3	1	12	303
March	198	3	45	1	44	9	0	1	39	9	0	1	2	5	5	6	11	379
April	195	1	37	1	31	6	0	1	46	15	0	0	1	2	2	1	9	348
May	166	1	11	0	6	10	1	1	37	10	0	0	0	0	2	1	5	251
June	160	3	90	0	1	8	0	0	32	8	3	0	0	2	5	0	9	321
Totals	1663	34	468	4	271	72	8	14	395	93	8	3	11	36	44	19	93	3236

Abbreviation Guide:

- Regular:** Regular Commitment to a WVDCR facility of an appropriate security level.
- Diagnostic:** Commitment for evaluation purposes in order to assist Judges in making sentencing decisions.
- PVT:** Commitment returning a parolee to prison for a technical revocation.
- PVF:** Commitment returning a parolee to prison for a new felony.
- PRP:** Commitment returning a parolee to prison for a revocation due to pending felony/misdemeanor
- Home Conf. Rev.:** Commitment for revoked home confinement, supervised by local jurisdiction.
- Home Conf. Par Rev.:** Commitment for revoked home confinement - parole.
- ACC:** Commitment to the young adult facility, Anthony Correctional Center.
- Esc. Returned:** Escaped from WVDCR facility and returned to complete sentence.
- Returned as Fit:** Returned by Court to Anthony Correctional Center to complete program.

Releases from WVDCR* Does not include those sentenced to prison but housed temporarily in jail locations.

FY2023	# of Inmates Paroled	Mandatory Supervision Release	Medical Respite	Conditional Pardon	Full Pardon	Diagnostic Releases	Escape	Death	# of Inmates Discharged	Successful ACC	Unfit ACC	COR Probation	COR Conviction Overturned	COR Time Served	COR Treatment Center	COR Home Confinement	Conditional	Non-Violent	Total Releases
July	124	5	0	0	0	1	1	5	30	9	1	0	0	3	0	0	10	15	204
August	146	3	0	0	0	0	2	1	51	9	5	1	0	6	1	0	7	16	248
September	117	3	0	0	0	1	0	2	38	2	9	1	0	5	1	0	8	18	205
October	137	2	0	0	0	0	0	2	37	4	3	3	1	3	0	3	15	17	227
November	145	2	0	0	0	0	0	1	36	3	5	1	0	6	0	0	15	17	231
December	142	4	0	0	0	0	0	3	39	1	4	0	0	4	2	3	6	18	226
January	149	4	0	0	0	0	0	3	29	5	9	2	0	2	0	0	15	20	238
February	145	4	0	0	0	0	1	1	45	1	5	0	0	1	1	1	4	17	226
March	176	3	0	0	0	1	0	3	59	2	7	0	0	2	1	1	14	15	284
April	183	4	0	0	0	2	1	3	45	2	7	1	0	0	3	2	10	16	279
May	176	7	0	0	0	6	0	0	48	5	5	2	0	3	2	0	11	29	294
June	132	10	0	0	0	0	1	5	44	2	8	1	0	4	2	1	4	6	220
Totals	1772	51	0	0	0	11	6	29	501	45	68	12	1	39	13	11	119	204	2882

- ***Diagnostic Releases:** Diagnostic commitments to the WVDCR are typically for a temporary period of 60 days after which the inmate is released and reconsidered by the Court.
- ****COR:** Court Ordered Release; Although an inmate can be released from prison by court order for various reasons, the data in this column typically indicates releases from Anthony Correctional Center, a special young adult correctional institution.
- Conditional Releases:** Release of an offender to 180 days post-release supervision in accordance with WV Code 15A-4-7a.
- Non Violent Parole Program:** Any offender of a state correctional facility in which an offender may be paroled without action by Parole Board based upon objective standards in accordance with WV Code 62-12-13c.

Adult Prison Statistics

The data presented in this report was gathered from the WVDCR Offender Information System (OIS) on June 30, 2022. This report includes data on those inmates in the legal custody of the WVDCR as of June 30, 2023. Unless otherwise noted, each inmate is represented only once in each table by their most serious crime.

	FY 2018	FY2019	FY2020	FY2021	FY2022	FY2023
ABDUCTION						
Concealment Of Minor Child From Custodian In Another State	2	0	0	0	0	0
Concealment Or Removal Of Minor Child To Deprive Custodian Of Custody	0	2	2	1	2	1
Threats To Kidnap Or Demand Ransom	3	1	2	0	0	0
ABDUCTION TOTAL	5	3	4	1	2	1
ARSON						
Attempt To Commit Arson; Fourth Degree Arson	2	4	2	4	1	4
Burning, Or Attempting to Burn, Insured Property	0	0	0	1	2	1
Causing Injuries During an Arson Related Crime	0	0	0	0	1	1
First Degree Arson	21	17	12	15	15	14
Second Degree Arson	10	14	5	8	10	9
Starting Fire on Lands of Another	0	0	0	0	0	2
Third Degree Arson	5	4	2	3	5	6
Willfully, Unlawfully and Maliciously Setting Fire	0	0	0	0	1	0
ARSON TOTAL	38	39	21	31	35	37
ASSAULT						
Assault During Commission/Attempt To Commit A Felony	15	14	14	9	7	10
Battery On A Governmental Representative-2nd Offense	3	5	2	1	1	0
Battery Police Officers, Etc 2nd Offense	1	2	0	0	0	2
Domestic Violence - Third Or Subsequent Offense	56	66	51	58	55	56
Malicious Assault	109	91	86	83	69	84
Malicious Assault; Police Officers, Etc.	2	2	5	7	4	5
Stalking; 2nd or Subsequent Offense	3	1	2	2	2	3
Strangulation	20	32	38	46	38	48
Unlawful Assault	99	94	85	78	75	87
Violation of Protective Order	0	2	2	5	3	5
Wanton Endangerment Involving A Firearm	60	67	52	62	56	65
ASSAULT TOTAL	368	376	337	351	310	365
BRIBERY						
Bribery; false claims; conspiracy; criminal penalties	1	1	0	1	0	0
Bribery Or Attempted Bribery	2	1	3	3	1	3
BRIBERY TOTAL	3	2	3	4	1	3
BURGLARY/BREAKING AND ENTERING						
Breaking And Entering	296	277	233	209	223	195
Breaking And Entering to Remove Equipment	0	2	1	0	0	1
Burglary By B&E (1-15 Yrs)	440	406	316	329	284	306
Burglary; Daytime Without Breaking	194	195	123	101	70	51
BURGLARY/BREAKING AND ENTERING TOTAL	930	880	673	639	577	553
CHILD ABUSE/NEGLECT						
Abuse Or Neglect Of Incapacitated Adult	5	8	8	7	7	5
Child Abuse By Parent Resulting In Injury	33	19	13	12	12	15
Child Abuse By Parent W/ Serious Bodily Injury	10	21	14	6	10	12
Child Abuse W/ Risk Of Serious Bodily Injury Or Death	14	14	15	10	13	9
Child Neglect By Parent Resulting In Death	18	15	10	18	16	17
Exposure Of Children To Methamphetamine	2	6	4	2	2	0
Gross Neglect Of Child Creating Risk Of Injury Or Death (1-5 Yrs)	40	53	45	66	62	59
Neglect By Parent, Guardian Or Custodian Causing Bodily Injury (1-3 Yrs)	9	7	12	5	9	6
Neglect By Parent, Guardian Or Custodian Causing Serious Bodily Injury (1-10 Yrs)	10	10	5	9	8	3
Parent Or Custodian Permits Death Of Child By Abuse	2	1	1	0	2	3
Parent, Guardian, Custodian or Other Person in Position of Trust Allowing Sexual Abuse of Child over 16 By Another	0	0	0	0	0	0
Purchase or Sale of Child	0	0	0	1	0	0
CHILD ABUSE/NEGLECT TOTAL	143	154	127	136	141	129

Adult Prison Statistics

	FY 2018	FY 2019	FY2020	FY2021	FY2022	FY2023
COUNTERFEITING/FORGERY						
Alteration of Title/Registration/Permit	0	0	0	0	0	1
Counterfeiting	6	4	8	4	6	3
Forge/Counterfeit Documents/Plates	0	1	2	19	4	2
Forgery Of Public Record, Certificate	6	8	14	12	6	3
Forgery/Counterfeiting/Etc Of Lottery Tickets	1	1	0	1	1	0
Forging Or Uttering Other Writing; Penalty	171	150	124	97	77	57
Possession of Counterfeit With Intent to Utter-Ten or More Notes	0	1	0	1	2	1
COUNTERFEITING/FORGERY TOTAL	184	165	148	134	96	67
DESTRUCTION/DAMAGE/VANDALISM OF PROPERTY						
Damage Or Destruction Of Railroad Or Public Utility Company Property (1-5 Yrs)	0	1	1	1	1	1
Destruction/Concealing Will/Codicil; Embezzlement By Fiduciary	0	0	1	0	0	0
Destruction/Damage/Vandalism, Removal, Injury To or Destruction of Property	0	0	0	0	0	0
Destruction of Building by Rioters	0	0	4	3	2	3
Removal, Injury To Or Destruction Of Property	28	18	13	15	15	12
DESTRUCTION/DAMAGE/VANDALISM OF PROPERTY TOTAL	28	19	19	19	18	16
DRUG/NARCOTIC OFFENSES						
2nd Offense; Poss. Of Ephedrine, Pseudoephedrine	0	0	0	0	0	0
Bringing a Controlled Substance into a Jail	0	0	0	0	0	0
Conspiracy to Manuf., Del., Poss. w/Int. to Del Cont'd Subs. (determinate term 2 up to 10 years)	0	33	56	57	62	81
Conspiracy to Manuf., Del., Poss. w/Int. to Del Cont'd Subs. (determinate term 2 up to 15 years)	0	0	1	1	5	6
Conspiracy to Manuf., Del., Poss. w/Int. to Del Cont'd Subs. (determinate term 2 up to 20 years)	1	0	2	3	4	4
Conspiracy to Manuf., Del., Poss. w/Int. to Del Cont'd Subs. (determinate term 2 up to 30 years)	0	0	3	2	3	8
Distribution By Persons Age 18 Or Older W/I 1000 Feet Of School Sch I,II Narcotic	5	5	5	3	2	2
Distribution By Persons Age 18 Or Older W/I 1000 Feet Of School Sch I,II, III, Non-Narcotic	0	1	0	2	2	0
Distribution to Persons Under the Age of 18 Sch I, II Narcotic	1	0	0	0	0	0
Drug Delivery resulting in death; failure to render aid	4	9	11	18	18	27
Drug Offense 2nd Or Subsequent Offense	4	2	2	2	3	3
Manufacture/Deliver Counterfeit I,II Controlled Narcotic Substance	6	2	5	2	3	3
Manufacture/Deliver Counterfeit I,II,III Controlled Substance	180	75	53	32	32	16
Manufacture/Deliver Counterfeit Iv Controlled Substance	3	8	2	3	1	1
Manufacture/Deliver Sch I,II Controlled Narcotic Substance	234	262	195	119	174	293
Manufacture/Deliver Sch I,II,III Controlled Substance	340	385	260	351	288	145
Manufacture/Deliver Sch Iv Controlled Substance	19	19	21	6	12	14
Obtain Controlled Substance By Fraud, Etc	6	2	2	2	3	1
Operate or Attempt to Operate a Clandestine Drug Lab	0	0	0	0	0	0
Operating Or Attempting To Operate Clandestine Drug Laboratories; Offenses; Penalties	135	72	52	25	16	8
Possession With Intent To Deliver Imitation Controlled Substance	0	0	1	1	4	0
Possession of Controlled Substance with Intent to Deliver	1	3	1	1	0	2
Possession Of Precursor To Manufacture Methamphetamine	24	12	5	3	4	2
Transportation Of Sch I,II Narcotic Controlled Substance	2	1	1	1	0	1
Transportation Of Sch I,II,III Controlled Substance	1	0	0	1	1	2
Unlawful manufacture, delivery, transport into state, or possession of fentanyl	0	2	4	5	38	85
DRUG/NARCOTIC OFFENSES TOTAL	966	893	682	640	675	704
DUI						
Driving While License Suspended Or Revoked; Driving While License Revoked For Driving Under The Influence	50	57	53	52	41	31
DUI Causing Serious Bodily Injury	6	18	16	19	18	23
DUI - Third Offense	53	59	34	25	18	22
DUI 2nd Offense	0	0	0	0	0	0
Fleeing From Officer; Vehicle - DUI - Felony	27	15	17	15	16	17
DUI TOTAL	136	149	120	111	93	93
EMBEZZLEMENT						
Embezzlement - Banking Institution	6	10	6	11	0	2
Embezzlement By Carrier Or Other Person	8	11	8	1	5	7
EMBEZZLEMENT TOTAL	14	21	14	12	5	9
EXTORTION/BLACKMAIL						
Extortion	1	0	0	0	0	0
EXTORTION/BLACKMAIL TOTAL	1	0	0	0	0	0
FRAUD						
Access Computer Fraudulently Obtain Money, Etc.	2	2	1	2	1	1
Attempt Fraudulent Use, Traffic Credit Card To Purchase Goods	0	1	0	0	0	0
False Statement/False Representation	0	0	1	1	1	0
Falsifying Accounts	0	1	1	1	0	0
Financial Exploitation of an Elderly Person (2-20 Yrs)	0	2	5	4	6	2
Forgery Credit Card	9	6	7	0	4	3
Fraud With Access Device - Felony	67	77	75	62	45	58
Fraudulent Claims to Insurance Companies	3	2	2	0	1	1
Fraudulent Schemes	25	24	15	14	16	15
Grand Larceny By False Pretenses	0	2	1	1	0	2
Misappropriation Of Elderly Person'S Funds (2-10Yrs)	0	4	2	2	2	1
Misappropriation Of Elderly Person'S Funds (5-15Yrs)	0	0	0	0	1	0
Obtaining Money, Property Services By False Pretenses	15	15	6	8	10	7
Taking Identity Of Another Person; Penalty	6	6	4	2	1	2
Unlawful Expenditure or Dissipation of Funds of An Incapacitated Adult By A Caregiver	2	3	1	2	0	0
Welfare Fraud - Felony	1	0	1	1	1	1
FRAUD TOTAL	130	145	122	100	89	93

Adult Prison Statistics

	FY 2018	FY 2019	FY2020	FY2021	FY2022	FY2023
HOMICIDE						
2nd Offense Of Murder	1	1	2	2	2	4
Attempt To Commit A Felony Punishable W/Life	3	0	2	0	2	0
Attempt To Kill Or Injure By Poison	0	1	1	1	0	1
Attempted Murder	0	0	0	0	0	1
Convicted Twice Before (Habitual)	10	10	7	7	5	5
Death Of A Child By Parent, Guardian By Child Abuse	19	20	19	18	19	16
Dui With Death - Reckless Disregard - Felony	28	24	20	22	21	27
First Degree Murder	630	648	632	594	583	579
Involuntary Manslaughter; Penalty	1	1	1	1	1	1
Murder Of A Child By A Parent, Guardian Or Custodian Or Other Person By Refusal Or Failure To Supply	6	7	8	8	8	8
Second Degree Murder	183	180	179	172	185	194
Voluntary Manslaughter	61	62	56	58	53	52
HOMICIDE TOTAL	942	954	927	883	879	888
KIDNAPPING/ABDUCTION						
Abduction Of Person, Kidnapping/Concealing Child For Other Purposes	30	25	24	21	20	21
Abduction Of Person, Kidnapping/Concealing Child W/Purpose Of Defiling	12	22	21	22	18	17
Abduction Of Person, Kidnapping/Concealing Child	6	13	13	16	13	16
Penalty For Kidnapping - Life W/Mercy	17	18	14	12	12	13
Penalty For Kidnapping - Life W/O Mercy	3	3	3	5	4	4
Penalty For Kidnapping Where Victim Returned Unharmed After Ransom	5	3	2	2	1	2
Penalty For Kidnapping Where Victim Returned Unharmed Before Ransom Paid	9	9	8	5	4	4
KIDNAPPING/ABDUCTION TOTAL	82	93	85	83	72	77
LARCENY/THEFT OFFENSES						
Grand Larceny	378	370	291	267	230	238
Second Conviction For Petit Larceny	0	1	0	1	0	60
Shoplifting - 3rd Offense	72	71	69	54	46	1
LARCENY/THEFT OFFENSES TOTAL	450	442	360	322	276	299
MOTOR VEHICLE THEFT						
Theft of Rental Vehicle; Penalty	0	1	0	0	0	1
Unlawful Taking Of Vehicle	0	1	0	2	2	1
MOTOR VEHICLE THEFT TOTAL	0	2	0	2	2	2
OTHER						
Accessory	4	1	0	0	0	0
Aiding Escape	1	2	1	1	0	1
Altering/Changing Manufacturer'S Serial Number On Motor Vehicle	1	0	1	2	0	1
An Inmate Of Jail/Corr Facility Possessing Poison, Dangerous Material, Controlled Subs	3	10	11	8	8	6
Attempt To Commit A Felony Punishable W/Term Less Than Life	96	130	95	98	89	70
Concealment Of Deceased Human Body	4	3	1	3	2	4
Conspiracy To Commit A Felony	190	215	141	135	105	93
Crashes Involving death or personal injuries; Erin's Law	0	0	1	1	2	2
Crashes Involving serious bodily injuries; Erins Law	0	0	0	0	2	0
Cruelty To Animals	5	5	6	4	0	3
Disarming Officer Acting In Official Capacity	1	4	4	3	1	6
Disinterment Or Displacement Of Dead Body Or Part	1	0	0	0	0	1
Engaging In Organized Criminal Enterprise	1	1	0	0	0	0
Entry Of Building Other Than Dwelling	0	0	0	0	1	1
Escape From Correctional Inst./Mental Health Facility	0	0	0	0	0	1
Escape From Custody Of Division Of Corrections	5	14	15	10	10	7
Escape From Custody Of The Director Of Juvenile Services	3	4	3	1	3	2
Escape Of Persons In Custody Of Jail	7	8	4	10	8	11
Fail Pay Child Support	0	0	0	0	0	0
Fail To Register/Provide False Info Person Required To Register For 10 Yrs-3Rd Offense (5-25 Yrs)	1	0	0	0	0	0
Fail To Register/Provide False Info Person Required To Register For Life-2Nd Offense (10-25 Yrs)	5	6	9	11	14	12
Failure To Appear After Having Been Released On Bond	18	24	19	14	22	18
Failure To Meet An Obligation To Provide Support To Minor	9	5	2	8	3	4
Failure To Register/Change Registration Child Abuse	7	7	5	5	4	4
Failure To Register/Provide False Info As Sexually Violent Predator (2-10 Yrs)	3	2	1	0	1	1
Failure To Register/Provide False Info As Sexually Violent Predator, 2nd Offense (15-35 Yrs)	0	0	0	0	0	1
Failure To Register; Felony Penalty	93	91	74	85	96	125
Fleeing From Officer; Vehicle - Felony	0	0	0	0	0	0
Fleeing From Officer; Vehicle - Injury - Felony	118	202	201	250	236	272
Fleeing From Officer; Vehicle, Injury - Felony	0	12	8	5	3	1
Fleeing With Property Damage	0	0	0	0	1	1
Home Confinement/Probation Revocation	0	1	0	1	0	0
Leave Accident Involving Death - Felony	2	0	2	1	0	1
Malicious Killing Of Animals By Poison	1	0	0	0	0	0
Mine Trespass-Undergourd Coal Mine	0	0	0	0	0	1
Motor Vehicle or Special Mobile Equipment without ID	1	1	0	1	0	0
Obstruct Duties Of Public Official - 2Nd Offense	0	0	1	0	0	0
Obstructing An Officer	0	0	1	1	1	0
Obstruction or Removal of Any Part of Railroad	1	0	0	0	0	0
Offense by Inmate Resulting in 1-5 Yr. Term	0	1	0	2	1	1
Parole Hold	0	0	1	0	1	0
Patronizing A Victim Of Sexual Servitude	0	0	0	0	1	1
Perjury and Subordination of Perjury	0	1	0	0	0	0
Punishment For Accessory After The Fact	1	2	0	0	1	0
Punishment For Second or Third Offense of Felony	2	3	3	3	3	4
Reckless Driving; Penalties	2	6	5	4	0	0
Removal Out of County of Property Securing Claim	0	0	0	0	0	0
Retaliate -Other Person	1	0	0	0	1	1
Retaliate - Public Official	4	2	7	4	5	2
Revocation of Supervised Release	0	0	2	19	49	76
Sale to Prohibited Persons	0	0	0	0	0	0
Sexual Predator Failure To Register; Felony	10	20	15	19	8	12
Sexual Servitude	0	0	0	1	1	1
Solicitation To Commit Non Violent Felonies	0	0	0	0	0	0
Solicitation To Commit Violent Felonies (3-15 Yrs)	1	1	0	0	0	0
Trespass on State Government Property-With Felonious Intent	1	0	1	2	0	1
Violating Civil Rights By Violence Or Threat	0	0	1	0	0	0
OTHER TOTAL	603	784	641	712	683	749

Adult Prison Statistics

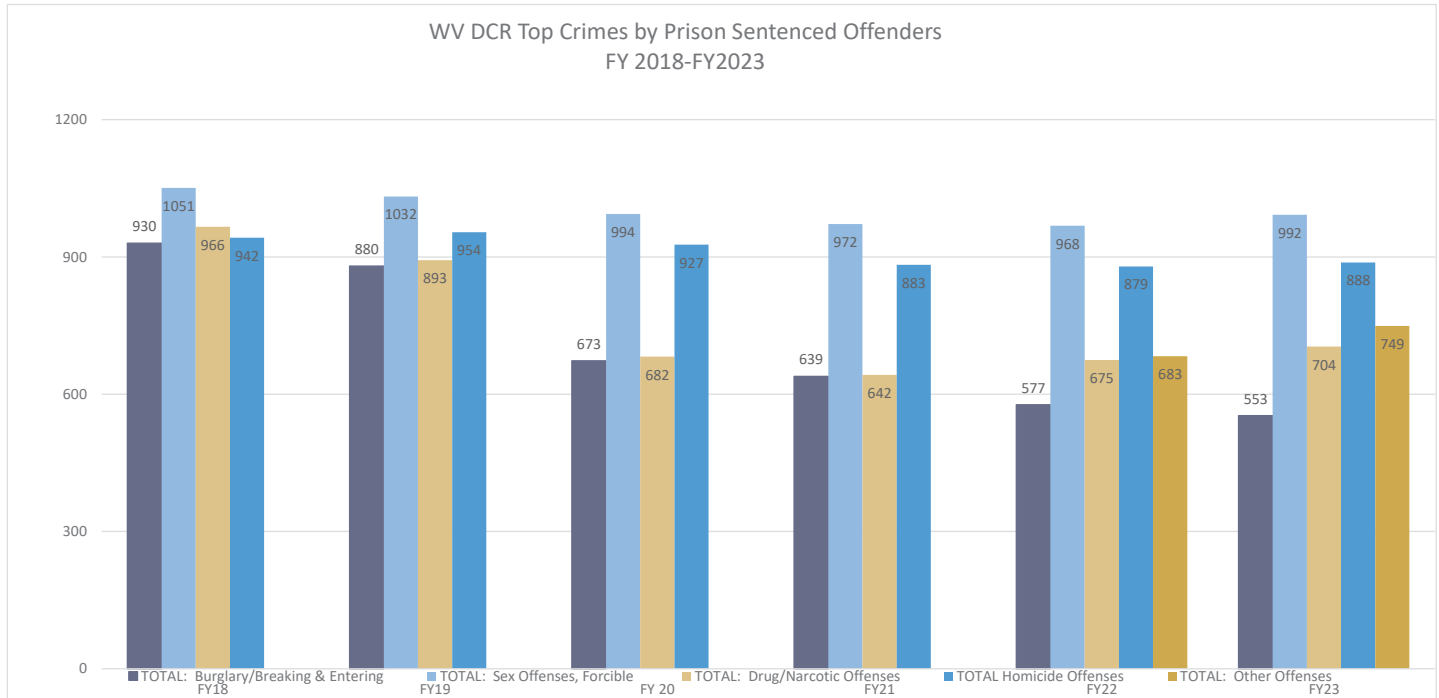
	FY 2018	FY 2019	FY2020	FY2021	FY2022	FY2023
PORNOGRAPHY/OBSCENE MATERIAL						
Distribution And Exhibiting Of Material Depicting	18	22	20	16	18	25
Employment Or Use Of Minor To Produce Obscene Matter Or Assist In Doing Sexually Explicit Conduct	1	2	1	2	1	1
Permits Use Of Minors In Filming Sexually Explicit Conduct	9	3	2	3	6	6
Photographing Minors In Sexually Explicit Conduct	3	2	0	0	1	3
Preparation, Distribution Or Exhibition Of Obscene Matter To Minor	2	6	7	8	9	8
Soliciting A Minor Via Computer	40	33	29	30	38	59
Use Of Obscene Matter With Intent To Seduce Minor-1st Offense	7	5	3	1	1	2
Use Of Obscene Matter With Intent To Seduce Minor-2nd Offense	0	0	0	0	0	1
PORNOGRAPHY/OBSCENE MATERIAL TOTAL	80	73	62	60	74	105
PROSTITUTION						
Prostitution-2nd Offense	0	0	0	0	0	0
PROSTITUTION TOTAL	0	0	0	0	0	0
ROBBERY						
1St Deg Robbery With Weapons Specification/Att. 1St Deg. Robbery With Weapon (20 year & under sentence)	24	24	20	19	13	9
1St Deg Robbery With Weapons Specification/Att. 1St Deg. Robbery With Weapon (over 20 year sentence)	32	29	25	22	15	14
1St Deg Robbery/Attempted 1St Deg Robbery (20 year & under sentence)	245	242	190	159	133	105
1St Deg Robbery/Attempted 1St Deg Robbery (Over 20 year sentence)	184	166	167	157	149	132
Aggravated Bank Robbery - Weapon Specification (20 year & under sentence)	1	2	1	1	1	1
Aggravated Bank Robbery - Weapon Specification (over 20 year sentence)	2	2	2	1	0	0
Bank Robbery	13	12	10	10	9	8
Battery Police Officers, Etc... 3rd Offense	0	1	1	1	0	0
Robbery Or Attempted Robbery; Penalties	6	11	11	7	13	10
Second Degree Robbery	129	116	109	108	92	74
ROBBERY TOTAL	636	605	536	485	425	353
SEX OFFENSE, FORCIBLE						
Imposition Of Sexual Intercourse Or Sexual Intrusion On Incarcerated Persons By Corr. Employee	0	0	0	0	1	1
Parent, Guardian, Custodian Or Other Person In Position Of Trust Allowing Sexual Abuse Of Child	4	2	4	4	3	5
Rape	0	0	0	0	0	0
Sending, Distributing, Exhibiting, Possessing, Displaying Or Transporting Material By A Parent, Guardian	14	17	17	13	16	23
Sex Abuse 1St Deg (5-25 Yrs)	113	75	67	49	40	32
Sexual Abuse By Parent, Guardian, Custodian Or Other Person In Position Of Trust To A Child	335	399	393	391	391	401
Sexual Abuse In The First Degree	151	124	107	119	136	143
Sexual Abuse In The Third Degree	5	1	0	0	0	0
Sexual Assault In First Deg (25-100Yrs)	53	58	58	65	72	73
Sexual Assault In The First Degree	241	223	217	198	179	177
Sexual Assault In The Second Degree	135	133	131	133	130	137
SEX OFFENSE, FORCIBLE TOTAL	1051	1032	994	972	968	992
SEX OFFENSE, NON FORCIBLE						
Incest	55	46	39	33	29	32
Indecent Exposure 3rd or Subsequent Offense	0	0	3	4	3	2
Mandatory Sentence for Certain Sex Offenses Against Children	0	1	1	1	1	1
Revocation Of Sex Offender Supervised Release	62	78	72	74	48	41
Sexual Assault In The Third Degree	132	129	94	89	119	101
SEX OFFENSE, NON FORCIBLE TOTAL	249	254	209	201	200	177
STOLEN PROPERTY						
Bringing Into This State, Receiving Or Disposing Of Stolen Property	6	8	3	4	3	4
Receiving Or Transferring Stolen Goods	44	45	31	32	33	33
Receiving Or Transferring Stolen Vehicle	26	30	26	20	31	33
STOLEN PROPERTY TOTAL	76	83	60	56	67	70
WEAPON LAW VIOLATION						
Carrying Deadly Weapon Without License Or Other Authorization-2nd Offense	0	1	1	1	0	0
Criminal Use Of Destructive Device, Explosive Mate	1	0	0	0	0	1
Delivers Firearm, Drugs, Alcohol, Etc To A Defendant In Jail	3	5	4	3	4	4
False Reports Concerning Bombs or Other Explosive Devices	0	1	0	0	0	1
Illegal Possession of Destructive Device/Explosive	1	2	5	3	3	2
Persons Prohibited From Possessing Firearms	48	68	73	85	105	106
Possessing Deadly Weapons on Premises of Education	0	1	1	0	0	1
Threats Of Terrorist Acts/Conveying False Info Re Terrorist Acts/Committing Terrorist Hoaxes	2	5	3	3	6	4
Transports Firearm, Drugs, Alcohol, Etc Onto Grounds	10	8	6	3	5	17
Use or presentation of Firearm during Commission of a Felony; penalties	0	2	13	18	29	40
Wanton Endangerment Involving Destructive Devices	4	1	3	2	2	1
WEAPON LAW VIOLATION TOTAL	69	94	109	118	154	177
GRAND TOTAL	7184	7262	6253	6072	5842	5959

Adult Prison Statistics

The following table shows the number and percent of WV prison sentenced offenders by their most serious crime from FY 2018 - FY 2023.

Category	FY 18		FY 19		FY 20		FY 21		FY 22		FY 23	
	Number	Percent	Number	Percent	Number	Percent	Number	Percent	Number	Percent	Number	Percent
Abduction/Kidnapping	87	1.2%	96	1%	89	1%	84	1%	74	1%	78	1%
Arson	38	0.5%	39	1%	21	0%	31	1%	35	1%	37	1%
Assault	368	5.1%	376	5%	337	5%	351	6%	310	5%	365	6%
Bribery	3	0.0%	2	0%	3	0%	3	0%	1	0%	3	0%
Burglary/B&E	930	12.9%	880	12%	673	11%	639	11%	577	10%	553	9%
Child Abuse/Neglect	143	2.0%	154	2%	127	2%	134	2%	141	2%	129	2%
Counterfeiting/Forgery	184	2.6%	165	2%	148	2%	134	2%	96	2%	67	1%
Destruction/Damage/Vandalism of Property	28	0.4%	19	0%	19	0%	19	0%	18	0%	16	0%
Drug/Narcotic Offense	966	13.4%	893	12%	682	11%	642	11%	675	12%	704	12%
DUI	136	1.9%	149	2%	120	2%	111	2%	93	2%	93	2%
Embezzlement	14	0.2%	21	0%	14	0%	12	0%	5	0%	9	0%
Extortion/Blackmail	1	0.0%	0	0%	0	0%	0	0%	0	0%	0	0%
Fraud	130	1.8%	145	2%	122	2%	99	2%	89	2%	93	2%
Homicide	941	13.1%	954	13%	927	15%	883	15%	879	15%	888	15%
Larceny/Theft Offenses	450	6.3%	442	6%	360	6%	322	5%	276	5%	299	5%
Motor Vehicle Theft	0	0.0%	2	0%	0	0%	2	0%	2	0%	2	0%
Other	604	8.4%	784	11%	641	10%	714	12%	683	12%	749	13%
Pornography/Obscene Material	80	1.1%	73	1%	62	1%	60	1%	74	1%	105	2%
Prostitution	0	0.0%	0	0%	0	0%	0	0%	0	0%	0	0%
Robbery	636	8.9%	605	8%	536	9%	485	8%	425	7%	353	6%
Sex Offense, Forcible	1051	14.6%	1032	14%	994	16%	972	16%	968	17%	992	17%
Sex Offense, Non Forcible	249	3.5%	254	3%	209	3%	201	3%	200	3%	177	3%
Stolen Property	76	1.1%	83	1%	60	1%	56	1%	67	1%	70	1%
Weapon Law Violation	69	1.0%	94	1%	109	2%	118	2%	154	3%	177	3%
Totals	7184	100.0%	7262	100%	6253	100%	6072	100%	5842	100%	5959	100%

WV DCR Top Crimes by Prison Sentenced Offenders
FY 2018-FY2023



Adult Prison Statistics

Offender Demographics

Sentence Type

Sentence Type	#	%
Habitual Life	48	.81%
Life With Mercy	278	4.67%
Life Without Mercy	298	5.00%
Regular	5335	89.53%
Grand Total	5959	100%

The table above shows inmates by Sentence Type as of June 30, 2023. Life with mercy and life without mercy sentences are typically for first degree murder. However, kidnapping offenses can carry a life without mercy sentence as well. Habitual life offenders are serving life with mercy sentences for repeat offenses. This table includes all WVDCR prison sentenced inmates.

Security Classification

Security Class	#	%
Community	277	5.14%
Minimum	910	16.90%
Medium	2986	55.46%
Close	476	8.84%
Maximum	367	6.82%
Receiving/Intake	368	6.84%
Grand Total	5384	100%

The security classification breakdown is for those inmates held in WVDCR prisons on June 30, 2023. Inmates classified as Receiving/Intake have not been through the formal classification process and are still assigned to an intake/diagnostic unit. This table **does not** include felons housed in the regional jails sentenced to prison. The remaining four tables on this page depict demographic information for inmates sentenced to the custody of prison, but **does not** include those housed in regional jails.

Education Level

Education Category	#	%
Did Not Graduate High School	2335	43.37%
High School Diploma	2558	47.51%
Post High School Education	475	8.82%
Unknown	16	.30%
Grand Total	5384	100%

Race & Gender

Race	Gender	#	%
American Indian/Alaska Native	M	5	.09%
	F	1	.02%
Asian	M	1	.02%
	F	0	.00%
Black	M	661	12.28%
	F	38	.71%
Hispanic or Latino	M	41	.76%
	F	3	.06%
Multi-Racial or Other	M	49	.91%
	F	1	.02%
Native Hawaiian or Pacific Islander	M	1	.02%
	F	0	.00%
White	M	4062	75.45%
	F	521	9.68%
Grand Total		5384	100%

Age Category

Age Category	#	%
Under 20	10	.19%
20 - 29	793	14.73%
30 - 39	1767	32.82%
40 - 49	1472	27.34%
50 - 59	806	14.97%
60 - 69	402	7.47%
70 - 79	116	2.15%
80 and Over	18	.33%
Grand Total	5384	100%

Classes Completed

Class /Programs Category	Number Completing Class
Affective Social Programs	2296
Crime	287
Education Classes	8499
Higher Education	30
Jails	1
LifeSkills	8
NVOPP Cognitive	304
NVOPP Substance Abuse	141
Parole	378
Substance Abuse Classes	1100
Vocational Classes	552
Work Release	45
Total Classes Completed	13641

Jail Statistics

TOP CHARGES FY 2023	
CAPIAS	4237
DOMESTIC BATTERY	3332
POSSESSION OF CONTROLLED SUBSTANCE	3275
OBSTRUCTING	2382
FUGITIVE FROM JUSTICE	2041
TRESPASSING	1901
DUI	1567
DOMESTIC ASSAULT	1318
Grand Larceny	1256
PROBATION VIOLATION	1239
CONSPIRACY	1194
DESTRUCTION OF PROPERTY	1145
OBSTRUCTING AN OFFICER	1027
POSS W/INTENT	981
DRIVING REVOKED FOR DUI	967
PETIT LARCENY	966
WARRANT	958
NO INSURANCE	946
DISORDERLY CONDUCT	869
BURGLARY	797
PUBLIC INTOXICATION	787
PROHIBITED PERSON W/FIREARM	704
OTHER/ SEE HARD COPY	679
BATTERY	659
SHOPLIFTING	641
HOME CONFINEMENT VIOLATION	623
DRIVING SUSPENDED	588
CIRCUIT COURT CAPIAS	560
VIOLATION OF PROTECTIVE ORDER	529

TOP DRUG AND ALCOHOL RELATED CHARGES FY 2023	
POSSESSION OF CONTROLLED SUBSTANCE	3275
DUI	1567
POSSESSION WITH INTENT	1322
DRIVING REVOKED FOR DUI	967
PUBLIC INTOXICATION	787
DRIVING SUSPENDED	588
DUI 1ST OFFENSE	489
AGGRAVATED DUI	426
POSSESSION WITH INTENT TO DELIVER A CONTROLLED SUBSTANCE	417
POSSESSION OF MARIJUANA	326
POSSESSION OF METH	321
SIMPLE POSSESSION	304
DUI 2ND OFFENSE	291
DRIVING REVOKED FOR DUI 3RD	284
POSSESSION	284
Manufacture/Deliver Sch I,II Controlled Narcotic Substance	228
DELIVERY OF A CONTROLLED SUBSTANCE	189
OPEN CONTAINER	183
POSSESSION WITH INTENT TO DELIVER METH	153
DRIVING REVOKED FOR DUI 2ND	143
DOR/DUI	138
DUI CONTROLLED SUBSTANCE	131

*Data based off of admissions and include: Convicted felons and misdemeanors, Division of Corrections Inmates, Federal Sentenced and Pretrial Offenders and Pre-trial Felons and Misdemeanors.

Jail Statistics

FACILITY	2015		2016		2017		2018		2019		2020		2021		2022		2023	
	ADMISSIONS	RELEASES	ADMISSIONS	RELEASES	ADMISSIONS	RELEASES	ADMISSIONS	RELEASES	ADMISSIONS	RELEASES	ADMISSIONS	RELEASES	ADMISSIONS	RELEASES	ADMISSIONS	RELEASES	ADMISSIONS	RELEASES
Central	3050	3039	2796	2744	3066	2861	2929	2734	2971	2759	2531	2427	2475	2170	2214	2018	2290	2089
Eastern	5527	5515	5404	5297	5507	5247	5475	5257	4990	4849	4434	4361	4565	4349	4469	4292	4346	4101
North Central	5677	5599	5604	5330	6187	5612	7134	6311	5937	6264	4594	5369	4427	4764	4619	4948	4816	5146
Northern	3447	3384	3070	3055	3053	2800	3154	2899	3361	3089	3011	2856	3207	3002	3038	2768	2947	2762
Potomac Highlands	2410	2483	1850	1964	2402	2247	2352	2195	2228	2102	1854	1796	2005	1842	1881	1825	1533	1487
South Central	6270	6245	6684	6518	7233	6647	7352	6755	7577	6934	5788	5379	4986	4576	5230	4794	5806	5346
Southern	6534	6447	6749	6342	6786	6258	7400	6777	7050	6634	6489	6122	6094	5656	5940	5454	5362	4915
Southwestern	3451	3524	3570	3519	3159	2990	3421	3281	3525	3300	3598	3498	3293	3115	3246	3116	3075	2972
Tygart Valley	2751	2803	2631	2578	3250	3017	3105	2793	3271	2999	2981	2887	2913	2616	2702	2433	2877	2736
Western	6293	6163	6457	6087	6685	6286	6431	5941	6141	5766	4863	4860	4525	4116	4451	4120	4132	3777
TOTAL	45,410	45,202	44,815	43,434	47,328	43,965	48,753	44,943	47,051	44,696	40,143	39,555	38,490	36,206	37,790	35,768	37,184	35,331

RACE	MALE	FEMALE	UNKNOWN	BLANK	TOTAL FY 2023
BLANK	3	1	0	2	6
American Indian/Alaska Native	15	3	0	0	18
Asian	33	9	0	0	42
Black	3690	762	0	0	4452
Hispanic or Latino	561	56	0	0	617
Multi-Racial or Other	201	44	0	0	245
Native Hawaiian or Pacific Islander	3	1	0	0	4
White	23347	8452	0	1	31800
TOTAL	27853	9328	0	3	37184

AGE GROUP	TOTAL FY 2023
BLANK	5
Under 20	704
20-29	8613
30-39	12720
40-49	9357
50-59	4226
60-69	1327
70+	232
TOTAL	37184

*The statistics on this page include: Convicted felons and misdemeanors, Division of Corrections Inmates, Federal Sentenced and Pretrial Offenders and Pretrial Felons and Misdemeanors.

Jail Statistics

Average Daily Inmate Population by Fiscal Year

REGIONAL JAIL FACILITY	FY 10	FY 11	FY 12	FY 13	FY 14	FY 15	FY16	FY17	FY18	FY19	FY20	FY21	FY22	FY23
Central	279	318	324	319	308	310	310	308	353	355	355	425	403	362
Eastern	372	423	449	489	429	399	392	475	514	478	421	532	536	481
North Central	529	574	631	635	587	575	615	658	694	787	794	855	852	845
Northern	313	324	351	320	285	267	299	307	321	328	345	426	376	339
Potomac Highlands	258	293	313	303	256	226	257	295	306	288	280	312	310	248
South Central	457	499	514	529	474	451	478	532	530	580	521	569	554	513
Southern	491	524	539	556	576	579	581	555	603	633	642	717	645	521
Southwestern	389	415	470	505	417	410	400	444	511	482	479	520	491	462
Tygart Valley	363	391	446	503	449	406	444	500	526	515	493	540	491	427
Western	533	559	609	642	578	587	630	611	736	726	664	769	649	590
TOTAL	3,984	4,320	4,646	4,801	4,359	4,210	4,406	4,685	5,095	5,172	4,994	5,665	5,307	4,788

FY 2023 Average Daily Institutional Inmate Population Report

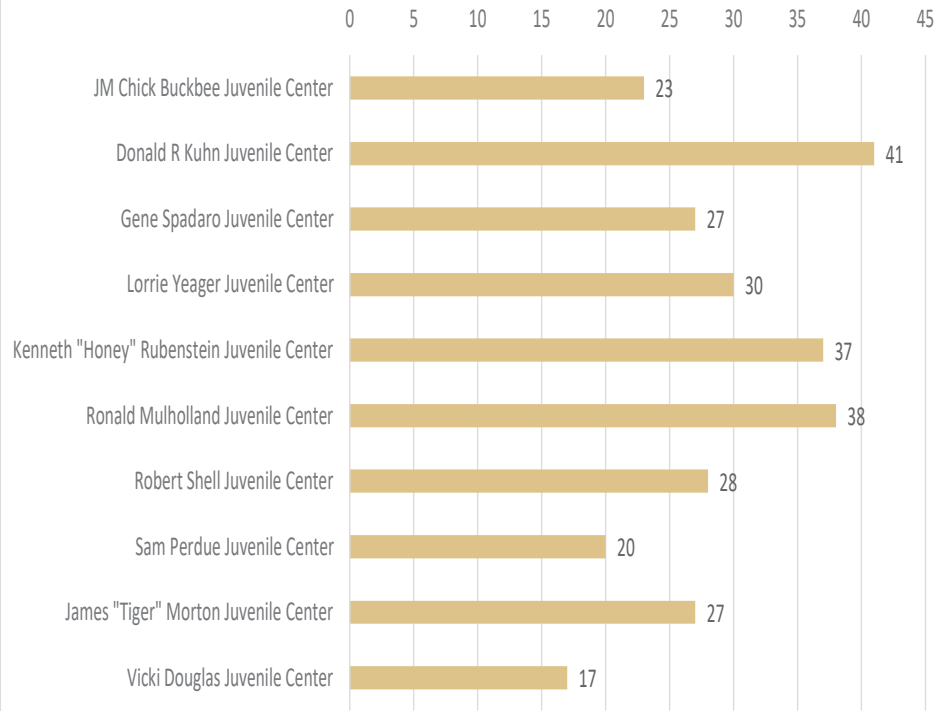
RJA FACILITY	DOC Division of Corrections Inmate		FP Federal Inmate Pretrial		FS Federal Inmate		PTM Pretrial		CM Convicted		PTF Pretrial Felon		CF Convicted Felon		Average Daily Total
	Males	Females	Males	Females	Males	Females	Males	Females	Males	Females	Males	Females	Males	Females	
CRJ	73	17	11	4	2	4	28	9	23	4	115	26	37	9	362
ERJ	117	10	59	7	0	0	34	12	25	5	140	32	35	5	481
NCRJ	107	22	22	3	0	0	77	24	35	11	346	76	99	23	845
NRJ	95	7	33	3	0	0	22	9	10	2	113	22	21	2	339
PHRJ	97	4	3	0	0	0	20	4	11	2	64	16	22	5	248
SCRJ	138	14	33	3	1	0	62	19	12	1	165	31	28	6	513
SRJ	90	15	18	1	0	1	42	14	19	4	191	47	62	17	521
SWRJ	195	9	0	0	0	0	27	13	7	2	134	34	32	9	462
TVRJ	96	15	18	2	1	0	35	11	29	6	132	29	43	10	427
WRJ	174	21	7	1	0	0	38	8	13	3	207	33	73	12	590
TOTAL	1182	134	204	24	4	5	385	123	184	40	1607	346	452	98	4788
Total combined M/F	1316		228		9		508		224		1953		550		4788

*The statistics on this page include: Convicted felons and misdemeanors, Division of Corrections Inmates, Federal Sentenced and Pretrial Offenders and Pretrial Felons and Misdemeanors.

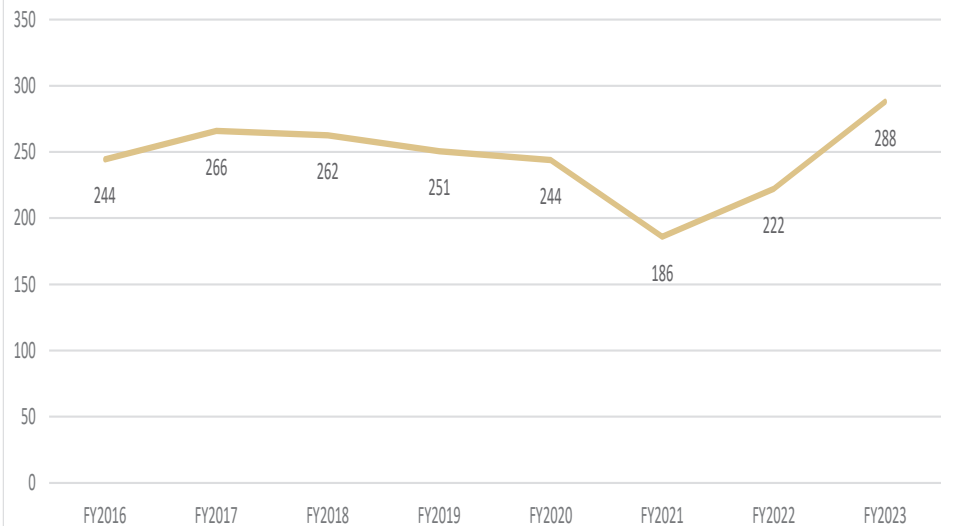
Juvenile Services Statistics

County	Count on 6/30/23
Barbour	4
Berkeley	13
Boone	7
Braxton	3
Brooke	7
Cabell	33
Clay	3
Fayette	5
Gilmer	3
Grant	1
Greenbrier	3
Hampshire	1
Hancock	6
Hardy	4
Harrison	7
Jackson	3
Jefferson	1
Kanawha	23
Lewis	5
Lincoln	3
Logan	4
Marion	7
Marshall	5
Mason	5
McDowell	5
Mercer	12
Mineral	5
Mingo	2
Monongalia	9
Monroe	2
Morgan	1
Nicholas	2
Ohio	5
Pendleton	1
Pleasants	3
Preston	3
Putnam	6
Raleigh	12
Randolph	4
Ritchie	3
Roane	7
Summers	6
Taylor	1
Tucker	1
Upshur	5
Wayne	1
Webster	9
Wetzel	1
Wirt	1
Wood	27
Wyoming	4
Grand Total	294

FY 23 Juvenile Services Residential Average Daily Population



Average Daily Population Juvenile Services Residential
FY 2016-2023

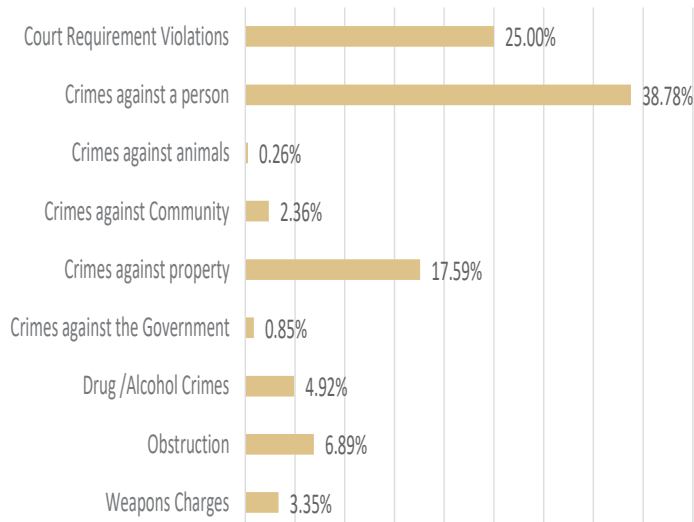


*FY2020 updated

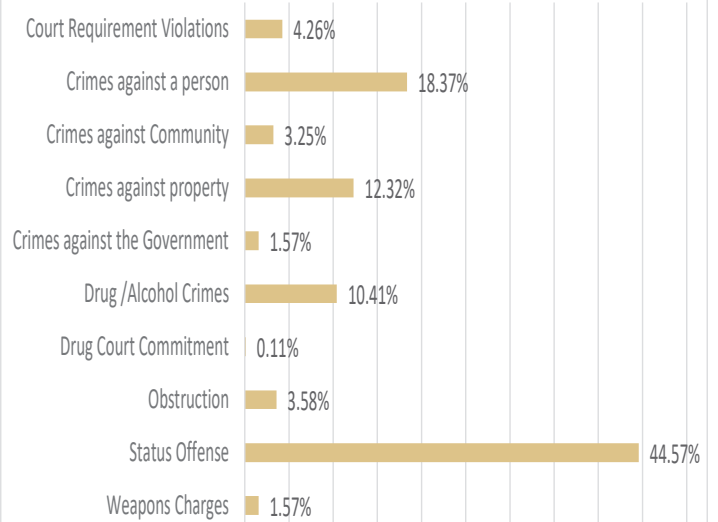
Juvenile Services Statistics

Bookings FY2023

Residential Booking Charges FY23

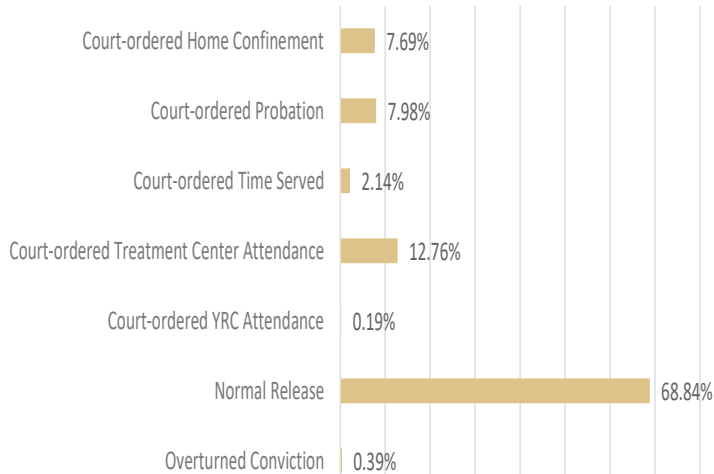


Non Residential Booking Charges FY23

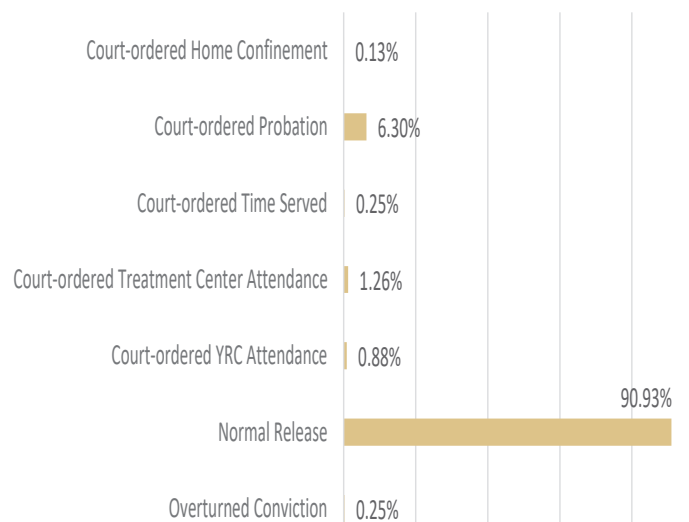


Discharges FY 2023

Residential Discharges FY23



Non Residential Discharges FY23



Juvenile Services Statistics

WV BJS Count on 6/30/23

Offense Category	Offense	Total Count
Court Requirement Violations	Capias	8
	Probation Violation	45
	Violate Home Conf/Alternative Sentence	5
	Violation Of Improvement Period	1
	Violation Of Probation	17
Court Requirement Violations Total		76
Crimes against a person	Arson: 1st Degree	2
	Arson: 3rd Degree > \$500	1
	Assault on Police Officer	1
	Assault Or Battery: Domestic 2nd	1
	Assault: Domestic	18
	Assault: Malicious	4
	Assault: Simple	2
	Battery	38
	Battery: Against Officer/Official/Employ	3
	Battery: Domestic	23
	Domestic Violence: No Injury/Weapon	11
	Film Minor In Sex Explicit Conduct	1
	Incest	1
	Indecent Exposure	1
	Malicious Assault	1
	Malicious Wounding	2
	Manslaughter: Involuntary	1
	Murder: 1st Degree Or Attempt	5
	Robbery: 1st Deg W/Violence To Person	2
	Robbery: 1st Deg W/Weapon	1
	Robbery: 2nd Deg	1
	Sex Assault: 2nd Deg; Intercourse W/Helpless	1
	Sex Offense: Distributing Minor Sex Acts	1
	Sex Offense: Sexual Abuse 1st Degree	2
	Sex Offense: Sexual Assault 1st Degree	2
	Sex Offense: Sexual Assault 2nd Degree	2
	Sex Offense: Sexual Assault 3rd Degree	1
	Sexual Abuse: 1st Degree	10
	Sexual Abuse: 2nd Degree	1
	Telephone: Obscene/Harass/Threat/Anonym	1
	Unlawful Wounding	1
Crimes against a person Total		142
Crimes against animals	Animal: Cruelty,Mistreat,Abandon	1
Crimes against animals Total		1
Crimes against property	Breaking & Entering	2
	Burglary: Nighttime	1
	Destruction Of Property	14
	Disturbance Of Schools, Societies, Other	1
	Entering w/o Breaking	2
	Fraud: Identity Theft Credit Card	1
	Grand Theft Auto	3
	Joy Riding: 2nd Offense/Assist Therein	1
	Joyriding	3
	Kidnapping	1
	Larceny: Grand	6
	Larceny: Petit	2
	Stolen Goods: Poss/Rec/Tranf	1
	Threats of Terrorist Acts (61-6-24(b)	6
	Trespass: Refusing To Leave	1
Crimes against property Total		45
Drug /Alcohol Crimes	Cont Sub: Create/Pos/Sell/Tmf Equip	1
	Drug: Simple Possession	1
	Possession of Drug Paraphernalia	1
	Possession of Marijuana	2
	Possession of Methamphetamines	1
	Possession with the Intent to Deliver a Controlled Substance	4
Drug /Alcohol Crimes Total		10
Obstruction	Escape:Entice/Aid/Abet From Youth Facil	1
	Fleeing: Officer - Vehicle	2
	Fleeing: Officer Non-Vehicle	2
	Obstructing During Investigatoin	1
	Obstructing: Officer	1
	Obstruction	2
Obstruction Total		9
Weapons Charges	Brandishing Deadly Weapon	1
	DOP: Destructive Device	1
	Poss. Deadly Weapons/School Prop	3
	Weapon: Brandishing Deadly	1
	Weapon: Deadly Poss By Minor Conc/Open	5
Weapons Charges Total		11
Grand Total		294

Count of Committed Residents

Offense Category	Count	Percentage
Court Requirement Violations	76	26%
Crimes against a person	142	48%
Crimes against animals	1	0%
Crimes against property	45	15%
Drug /Alcohol Crimes	10	3%
Obstruction	9	3%
Weapons Charges	11	4%
Grand Total	294	100%

WV Bureau of Juvenile Services: Residents by Race/Gender on 6/30/23

Gender	Count	Percentage
Female	66	22.45%
Male	228	77.55%
Grand Total	294	100.00%

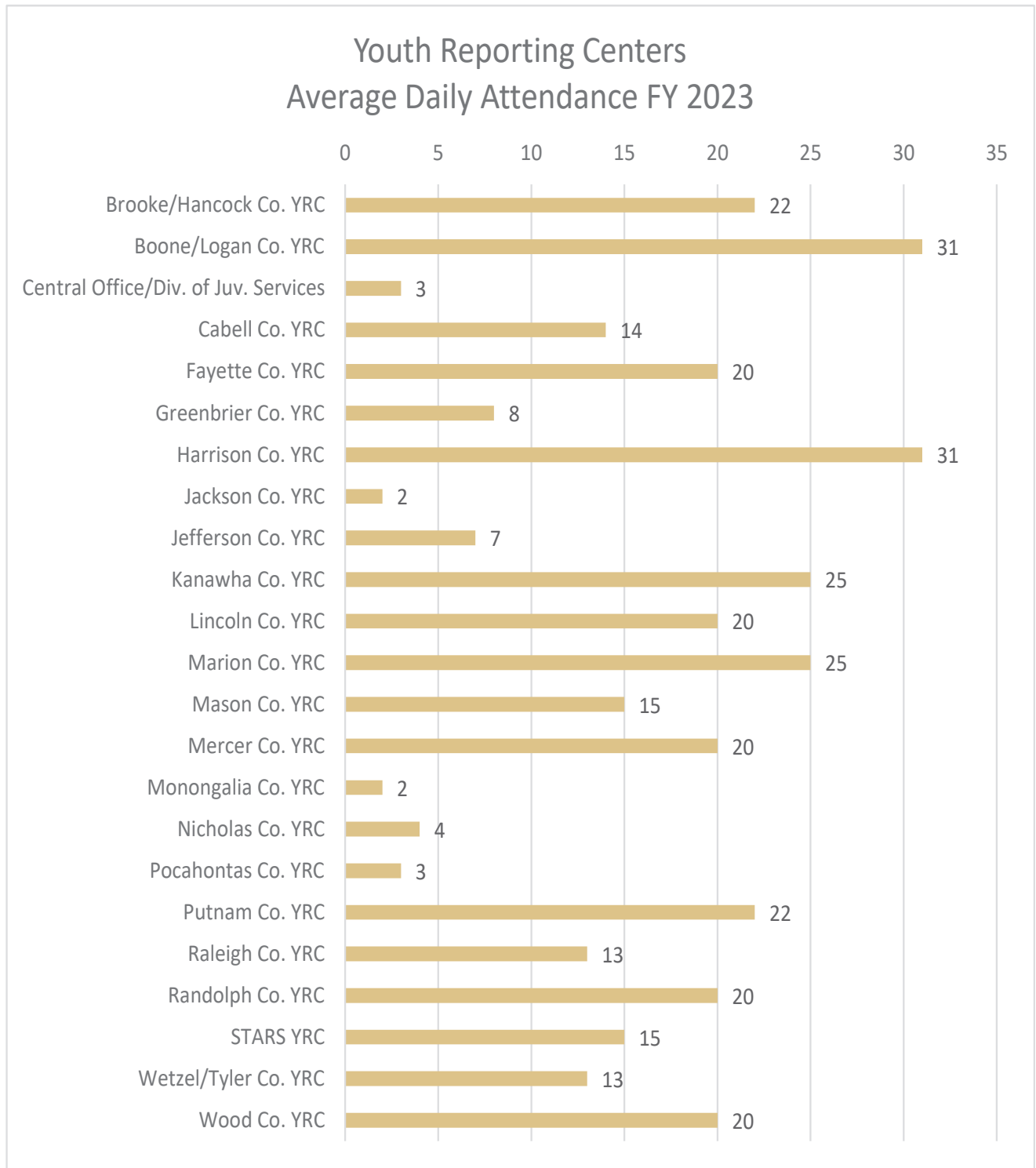
Race	Count	Percentage
Black Hispanic	4	1.36%
Black Non-Hispanic	34	11.56%
Native Hawaiian/Pacific Islander	1	0.34%
Other	9	3.06%
Other - Hispanic	2	0.68%
White Hispanic	10	3.40%
White Non-Hispanic	234	79.59%
Grand Total	294	100.00%

WV Bureau of Juvenile Services: Residents by Age on 6/30/23

Age	Count	Percentage
11	1	0.34%
12	5	1.70%
13	6	2.04%
14	23	7.82%
15	49	16.67%
16	67	22.79%
17	83	28.23%
18	45	15.31%
19	9	3.06%
20	6	2.04%
Grand Total	294	100.00%

* Each resident is represented only once in each table by most serious crime.

Juvenile Services Statistics



WV DCR Employee of the Year

The 2022 Employee of the Year Ceremony was held at the WV DCR Corrections Training Academy on May 18, 2023. Congratulations to all the award recipients and a special recognition to Mt. Olive Correctional Complex Maintenance Supervisor, Johnny Mullins for being selected the 2022 WVDCR Employee of the Year.

Johnny Mullins has not only been outstanding at his job, he has kept up with maintenance issues and ensures his employees are working and taken care of at Mt. Olive Correctional Complex and Jail (MOCC&J) Mr. Mullins has exceeded his duties through major issues like water outages, generator break downs, and a major flood that took out the septic lines at the facility. Mr. Mullins handles all staff complaints and does an excellent job of getting maintenance needs fixed as well as the installation of new appliances. He oversees the purchasing of all maintenance equipment as well as the equipment needed for big projects and snow removal. His duties also include vehicle maintenance at MOCC&J.

Mr. Mullins recently had a heart attack and was back to work before most employees came back from routine procedures. In his short absence Mr. Mullins took calls from his employees from home and had trained his staff well enough that the facility kept up and running with minimal issues. Mr. Mullins not only supervises, but also helps his employees complete tasks on a daily basis. He is loved and respected by his crew of employees and they will do most anything for him. Mr. Mullins is active with special operations and is a regional commander for the CNT team. He is a leader, a trainer, and an exceptional worker. The DCR is lucky to have an employee with Mr. Mullins' skills, abilities, work ethic, and leadership qualities.



Pictured left to right:

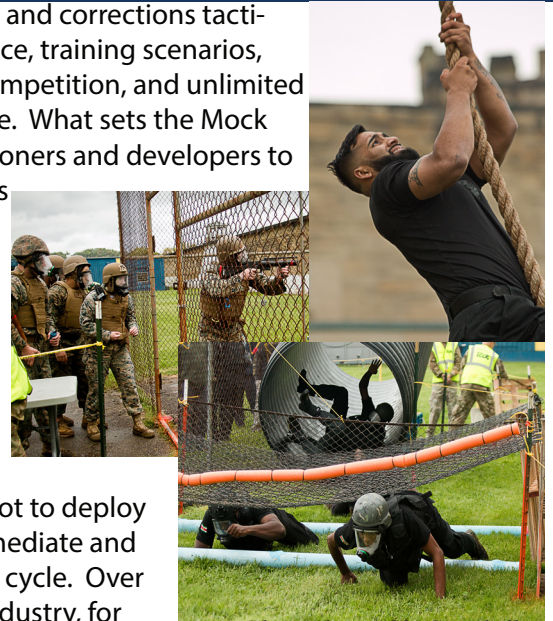
WV DCR Deputy Commissioner Paul Simmons, Mount Olive Correctional Center & Jail (MOCC&J) Supervisor Johnny Mullins and MOCC& J Superintendent Donnie Ames, and Commissioner, William Marshall.

Facility	Employee of the Year
ACC	Jannessa Wright
BCC	John Jordan
Brooke/Hancock YRC	Jamie Atkinson
CBJC	Amie Lewis
CCC	Ifran Hashmi
Central Office	Kathie Jarrett
CID	Amanda Pritt and Jaymi Martin
Cor. Industries	Shirley Burge
CRJ	Carey Wellings
DCC	Darrin McKinney
DRK	Andy Hager
ERJ	Jennifer Gonzalez
GSJC	James Ruff
HCC	Brian Shiflett
KHRJC	Dawn Crossland
LCC	Wendy Fauver
LYJC	Alese Kirk
MCDO	Haven Keene
MOCC	Johnny Mullins
NCRJ	Tammy Morrison
NRJ	Nicole Miller
Parole Services	Kaitlin Watson
PBCC	Jeffrey Jeffers
PCC	Edna Sapp
PHRJ	Kevin Hartman
RSJC	Whitney Carter
SCC	Chad Beaver
SCRJ	Sarah Salisbury
SMCC	Amber Post
Spec. Ops	Kevin Vandevander
SPJC	Zachary Gill
SRJ	Dakota Hood
SWRJ	Josh Jones
TMJC	Trina Stover
TVRJ	Randy Petrice
VDJC	Cody McCune
WRJ	Destiny Bush
WVCA	John Moore

MOCK PRISON RIOT

The Mock Prison Riot (MPR) is a four-day comprehensive law enforcement and corrections tactical and technology tradeshow, including 44,000 square feet of exhibit space, training scenarios, technology demonstrations, certification and other workshops, a Skills Competition, and unlimited opportunities for feedback, networking, and camaraderie on a global scale. What sets the Mock Prison Riot apart from other industry events is the opportunity for practitioners and developers to actually see, touch, deploy, and offer immediate feedback on technologies under realistic conditions.

The first MPR was held on the grounds of the decommissioned West Virginia Penitentiary in Moundsville in 1997, under a federally funded program by the National Institute of Justice. The Mock Prison Riot was born from a need for deploying, demonstrating, and evaluating emerging and existing law enforcement and corrections technologies. Technology developers and practitioners were brought together, once a year at the decommissioned West Virginia Penitentiary during the Mock Prison Riot to deploy products in demonstrations and tactical scenarios, thereby garnering immediate and formal feedback and saving time and money in the product development cycle. Over the years, there has been no other means, especially for the corrections industry, for such activities to take place. The Mock Prison Riot now integrates a Skills Competition, a technology showcase, workshops, lectures, demonstrations, and scenario-based training as part of a comprehensive experience geared toward corrections professionals from around the United States and the world. Since 2012, the West Virginia Division of Corrections and Rehabilitation and the West Virginia Corrections Training Foundation, a 501(c)(3) non-profit corporation, have assumed joint responsibility for the Mock Prison Riot.



Photo's by: Ashly Campbell

2023 Mock Prison Riot Statistics:

2023 was the 26th Mock Prison Riot. Total attendance for 2023 was 960. (Attendance for 2022 was 739).

The following states were represented: Alaska, Arkansas, Arizona, California, Colorado, District of Columbia, Delaware, Florida, Georgia, Illinois, Indiana, Kentucky, Louisiana, Massachusetts, Maryland, Michigan, Minnesota, Missouri, North Carolina, North Dakota, New Hampshire, New Jersey, Nevada, New York, Ohio, Oklahoma, Oregon, Pennsylvania, South Carolina, Tennessee, Texas, Utah, Virginia, Wisconsin, and West Virginia. The following countries were represented: Bahamas, Canada, Colombia, Germany, Eastern Caribbean, Ecuador, Guatemala, Guyana, Israel, Jordan, Morocco, Niger, Nigeria, New Zealand, Panama, Singapore, Senegal, Suriname, and United States.

There were 50 exhibitors represented in the technology showcase. There were 19 participating teams from around the United States and the world for the Skills Competition and 50 participating teams for the Mock Prison Riot. Utah Department of Corrections won the Skills Competition. An officer from Utah Department of Corrections took first place in the Super SWAT Competition. There were 17 different workshops and lectures offered.

Federal Collaboration: The WVDCR, the West Virginia Corrections Training Foundation, and the MPR continues to collaborate with the U.S. State Department, particularly the Bureau of International Narcotics and Law Enforcement (INL). DAS Tobin Bradley visited the 2023 Mock Prison Riot and met with WVDCR and Training Foundation officials. The Mock Prison Riot has been the only event of its kind in the world and over the past 26 years, and has contributed millions of dollars to the Northern Panhandle's economy. The event places the state of West Virginia, the WV DCR, and the West Virginia Corrections Training Foundation on the world stage and at the forefront of training and technology in the corrections industry.

SPECIAL OPERATIONS UNIT

Synopsis of 2023:

WVDCR Special Operations Group had (69) call outs or requests for assistance from facilities throughout the WVDCR consisting of a wide range of requests consisting of escapes, facility disturbances, assaults, facility security, canine narcotic scans, facility searches, high-risk hospital duties, inmate hospital/outside work crew checks and civilian protest security. Depending on the nature of the call out or facility assistance requests, each call could have lasted several days or weeks. One specific detail for Special Operations personnel, Staff is assigned to the Southern Regional Jail security detail beginning 9th January 2023 and still ongoing continuing through the end of 2023 resulting in 5,491 Special Operations man hours invested to this detail.

Special Operations Group conducted or assisted in (51) mass-transports or high-risk transports which totaled 732 inmates being transported for the year. Some of these mass transports were multi phased operations with multiple facility pickup/drop-offs over multiple days. On multiple occasions high-risk transport of an inmate to an outside hospital have resulted in a weeklong high risk hospital detail for Special Operations until the inmate was discharged back to the facility.

Special Operations Group had (20) calls for assistance from multiple Law Enforcement agencies consisting of missing persons, fleeing subjects, school/BOP narcotics sniffs, evidence searches and field processing of mass individual during task force warrant sweeps. Special Operations had 456 manhours invested.

Special Operations had (27) public relations details for schools, organizational groups, facilities, general public and recruitment events. Depending on the nature of the detail a K9 demonstration, Air wing demonstrations or Honor Guard Detail presenting the colors were conducted to represent the WVDCR Special Operations Group and the WVDCR in a positive light.

This report would not be complete without mentioning Mr. Mike Coleman, the individual who was the cornerstone of the conception/implementation of the Special Operations Group and demanded the “esprit de corps” within the unit. Anyone with any salt took some of his qualities in leadership and applied it to their own. His passing was a great loss to the WVDCR and especially to the Special Operations Group.

“Espirit De Corps” within the Special Operations Group speaks volumes after the review of this 2023 annual report in the team’s effectiveness in executing operational task/mission.

SPECIAL OPERATIONS UNIT

JANUARY 2023

INSTITUTIONAL CDS SCANS –928
TOTAL CDS SCANS –928
POSITIVE INDICATIONS –4
PATROL K9 USES –0
DEMOS CONDUCTED –2

FEBRUARY 2023

INSTITUTIONAL CDS SCANS –3682
TOTAL CDS SCANS –4233
POSITIVE INDICATIONS –2
PATROL K9 USES –3
DEMOS CONDUCTED –1

MARCH 2023

INSTITUTIONAL CDS SCANS –5366
TOTAL CDS SCANS –5888
POSITIVE INDICATIONS –2
PATROL K9 USES –0
DEMOS CONDUCTED –2

APRIL 2023

INSTITUTIONAL CDS SCANS –1935
TOTAL CDS SCANS –3767
POSITIVE INDICATIONS –4
PATROL K9 USES –0
DEMOS CONDUCTED –0

MAY 2023

INSTITUTIONAL CDS SCANS –2372
TOTAL CDS SCANS –2372
POSITIVE INDICATIONS –0
PATROL K9 USES –1
DEMOS CONDUCTED –1

JUNE 2023

INSTITUTIONAL CDS SCANS –3040
TOTAL CDS SCANS –3040
POSITIVE INDICATIONS –3
PATROL K9 USES –5
DEMOS CONDUCTED –1

JULY 2023

INSTITUTIONAL CDS SCANS –4031
TOTAL CDS SCANS –4031
POSITIVE INDICATIONS –2
PATROL K9 USES –0
DEMOS CONDUCTED –4

AUGUST 2023

INSTITUTIONAL CDS SCANS –4201
TOTAL CDS SCANS –4658
POSITIVE INDICATIONS –7
PATROL K9 USES –0
DEMOS CONDUCTED –2

SEPTEMBER 2023

INSTITUTIONAL CDS SCANS –5764
TOTAL CDS SCANS –6294
POSITIVE INDICATIONS –6
PATROL K9 USES –10
DEMOS CONDUCTED –0

OCTOBER 2023

INSTITUTIONAL CDS SCANS –3059
TOTAL CDS SCANS –3428
POSITIVE INDICATIONS –5
PATROL K9 USES –5
DEMOS CONDUCTED –2

NOVEMBER 2023

INSTITUTIONAL CDS SCANS –3818
TOTAL CDS SCANS –3818
POSITIVE INDICATIONS –5
PATROL K9 USES –2
DEMOS CONDUCTED –1

DECEMBER 2023

INSTITUTIONAL CDS SCANS –5346
TOTAL CDS SCANS –5824
POSITIVE INDICATIONS –11
PATROL K9 USES –1
DEMOS CONDUCTED –0

2023 YEARLY TOTALS

INSTITUTIONAL CDS SCANS –43,542 TOTAL CDS SCANS –48,281
POSITIVE INDICATIONS –51 PATROL K9 USES –27
DEMOS CONDUCTED –16

PERSONNEL

K9 AS OF 1 JANUARY 2023

1 – CAPTAIN
2– LIEUTENANT
3– SERGEANTS
7– CORPORALS

13 – TOTAL w/ 1 out on FMLA

20 January 2023- Cpl. Leonard Barnett retirement date

15 July 2023- Cpl. Burgan, Cpl. Mayle, Cpl. Wolfe and Cpl. Belt added to the K9 Unit.

K9 AS OF 31 DECEMBER 2023

1 – CAPTAIN
2 – LIEUTENANTS
3 – SERGEANTS
11– CORPORALS

17-Total w/ (1) Corporal out on FMLA since 19 October 2022 and (1) Sergeant out on workers comp since 1 August 2023

CERTIFIED K9'S

AS OF 1 JANUARY 2023 – (19)

AS OF 31 DECEMBER 2023- (16)

Currently:

(2) Bloodhound (7) patrol canines (7) CDS canines

SPECIAL OPERATIONS UNIT

Note: (3) CDS canines and (2) Patrol canines were purchased on the 13 October 2023 and are currently going through training at Tarheel K9 in NC. On the 8 January 2024 handler will be going down for training and certification with the new canines.

22 February 2023: Canine VooDoo (CDS canine-black lab) retired and donated out to a family.

24 March 2023- Canine Colt retired and donated to handler.

10 April 2023- Canine Bailey retired and donated to handler.

13 September 2023- Bloodhound Lloyd purchased from Peacemaker K9 out of Preston Co. WV.

17 November 2023- Bloodhound named Redd retired and donated to previous handler.

Bloodhound: tracking

<u>K9's name:</u>	<u>Birth day:</u>	<u>K9s age/month in 2023:</u>	<u>Assigned handler:</u>
1) Peaches (F)	12-10-14	9yr/Dec	Cpl. Paul Underwood
2) Boomer(Lloyd) (M)	9-23-22	1yr.	Cpl. Robert Martens

Patrol K9's (Shepherd/Malinois cross or Malinois): Apprehension & Protecting/Tracking

1) Loki (M)	6-18-14	9yrs/June	Cpl. Garrett Cooper
2) Eli (M)	3-27-14	9yrs/March	Sgt. Kenneth Brewer
3) Boss (M)	10-1-14	9yrs/Oct	Cpl. Zach Eakle
4) Meiko (M)*	10-1-14	9yrs/Oct	Cpl. Joe Constable
5) Ringo (M)*	11-18-14	9yrs/Nov	Sgt. Cameron McDaniel
6) Jerry (M)	4-18-18	5yrs/April	Lt Jeremy Summerlin
7) Kodo (M)	2-1-14	9yrs/feb	Lt. Wes Williams

CDS K9s (Labrador Retrievers): Control Dangerous Substance (Marijuana, Heroin, Cocaine, Meth, Fentanyl) Passive alert * patrol K9s w/ narcotic odor- passive alert

1) Oakley (M)	11-10-14	9yrs/Nov	Cpl. Braden Wolfe
2) Cargo (M)	6-1-14	9yrs/June	Cpl. Kyle Mayle
3) Shooter (M)	4-10-14	9yrs/April	Cpl. Zach Eakle
4) Penny (F)	1-30-11	12yrs/Jan	Cpl. Tyler Belt
5) Luke (M)	10-12-14	9yrs/ Oct	Cpl. Noah Bergen
6) Timo (F)	5-25-21	2yrs/ May	Cpl. Joe Constable
7) Ace (M)	7-13-18	5yrs/July	Cpl. Mike Forinash

Special Operations Personnel

As of 1 January 2023:

Cert: (36) members

- a) Sniper/Spotter (9)
- b) Breachers (4)
- c) Drone Pilots (7)

K9:(13) Members

CNT: (32) Members

Total: (81) Members + (18) Cert trainee waiting on Phase 1 basic class

Special Operations Personnel

As of 31 December 2023:

Cert: (42)

- a) Sniper/spotter (9)
- b) Breacher (4)
- c) Drone pilots (10)

K9:(17) Members

CNT: (31) Members

Total: (90) Members

2023 K9 Unit vehicle fleet road miles for (17) handlers for the year: 399,824

2023 Spec. Ops. fleet vehicle road miles combined (CERT,CNT,K9) for the year: 592,826

2023 Inmates transported by Special Operations on mass transports or high-risk transports for the year: 732 inmates

2023 Special Operations Group details/assignments/call outs by law enforcement assistance manhours for the year: 456hrs.

WV DCR Facility Directory

WVDCR Facilities List			
Anthony CC and Jail ACC	Beckley CC and Jail BCC	Charleston CC and Jail CCC	
313 Anthony Center Dr. White Sulphur Springs, WV 24986 <i>Rob Neal</i> 536-3911 FAX: 536-3916	111 S. Eisenhower Dr. Beckley, WV 25801 <i>Jean Paul DeJarnette</i> 256-6780 FAX: 256-6782	1356 Hansford St. Charleston, WV 25301 <i>Pamela G Baldwin</i> 340-6921 FAX: 558-1537	
Denmar CC and Jail DCC	Huttonsville CC and Jail HCC	Lakin CC and Jail LCC	
4319 Denmar Rd. Hillsboro, WV 24946 <i>Jason Collins</i> 653-4201 FAX: 653-4855	PO Box 1 Huttonsville, WV 26273 <i>Shelby Searls</i> 335-2291 FAX: 335-4256	11264 Ohio River Rd. West Columbia, WV 25287 <i>J.D. Sallaz</i> 674-2440 FAX: 674-6199	
Martinsburg CC and Jail MCC	Mt. Olive CC and Jail MOCC	Northern CF NCC	
38 Grapevine Rd. Martinsburg, WV 25401 <i>Didymus Tate</i> 267-0156 FAX: 267-0196	1 Mountainside Way Mt. Olive WV 25185 <i>Donnie Ames</i> 442-7213 FAX: 442-7225	112 Northern Regional Correctional Dr. Moundsville, WV 26041 <i>Shawn Straughn</i> 843-4067 FAX: 843-4073	
Ohio Co. CC and Jail OCCC	Parkersburg CC and Jail PBCC	Pruntytown CC and Jail PCC	
1501 Eoff St. Wheeling, WV 26003 <i>Shawn Straughn</i> 238-1007 FAX: 238-1008	225 Holiday Hills Dr. Parkersburg, WV 26104 <i>Aaron Westfall</i> 420-2443 FAX: 420-2477	PO Box 159 Grafton, WV 26354 Records FAX: 265-6130 <i>George Trent</i> 265-6111 FAX: 265-6120	
Saint Marys CC and Jail SMCC	Salem CC and Jail SCC	Stevens CC / McDowell Co. MCDO	
2880 N. Pleasants Hwy. St. Marys, WV 26170 <i>Russell Maston</i> 684-5500 FAX: 684-5506	7 Industrial Blvd. Industrial, WV 26426 Crt. Ords FAX: 782-4285 <i>John Anderson</i> 782-2371 FAX: 782-4816	795 Virginia Ave. / 50 Court St. Welch, WV 24801 436-8530 FAX: 436-8565 <i>Charles Gore</i> 436-5420 FAX: 436-5413	
Central RJ and CF CRJ	Eastern RJ and CF ERJ	Northern RJ NRJ	
1255 Dyer Hill Rd. Sutton, WV 26601 <i>Harvey Hawkins</i> 765-7904 FAX: 765-3341	94 Grapevine Rd. Martinsburg, WV 25405 <i>Didymus Tate</i> 267-0046 FAX: 267-0049	112 Northern Regional Correctional Dr. Moundsville, WV 26041 <i>Shawn Straughn</i> 843-4067 FAX: 843-4089	
North Central RJ and CF NCRJ	Potomac Highlands RJ and CF PHRJ	South Central RJ and CF SCRJ	
1 Lois Ln. Greenwood, WV 26415 <i>Jason Hutson</i> 873-1384 FAX: 873-1381	355 Dolan Dr. Augusta, WV 26704 <i>Travis Myers</i> 496-1275 FAX: 496-7591	1001 Centre Way Charleston, WV 25309 <i>Ronnie Thompson</i> 558-1336 FAX: 558-7307	
Southern RJ and CF SRJ	Southwestern RJ and CF SWRJ	Tygart Valley RJ and CF TVRJ	
1200 Airport Rd. Beaver, WV 25813 <i>Jonathan Frame</i> 256-6726 FAX: 256-6739	1300 Gaston Caperton Dr. Holden, WV 25625 <i>Toby Allen</i> 239-3032 FAX: 239-3079	400 Abbey Rd. Belington, WV 26250 <i>Bryan Lanham</i> 637-0382 FAX: 637-0289	
Western RJ and CF WRJ	Donald R. Kuhn JC DRK	Gene Spadaro JC GSJC	
1 O'Hanlon Pl. Barboursville, WV 25504 <i>Carl Aldridge</i> 733-6821 FAX: 733-6867	1 Lory Pl. Julian, WV 25529 <i>Jeremy Dolin</i> 369-2976 FAX: 369-2991	106 Martin Dr. Mt. Hope, WV 25880 <i>Ricky Scarbro</i> 877-6890 FAX: 877-6929	
J.M. "Chick" Buckbee JC CBJC	Kenneth "Honey" Rubenstein JC RC	Lorrie Yeager Jr. JC LYJC	
144 Jerry Ln. Augusta, WV 26704 <i>Keith McDaniel</i> 496-1341 FAX: 496-1475	141 Forestry Camp Rd. Davis, WV 26260 <i>Dan Dilly</i> 259-5241 FAX: 259-4851	907 Mission Dr. Parkersburg, WV 26101 <i>Christina Rine</i> 420-4860 FAX: 420-4861	
Robert L. Shell JC RSJC	Ronald C. Mulholland JC RMJC	Sam Perdue JC SPJC	
2 O'Hanlon Pl. Barboursville, WV 25504 <i>Paul Stump</i> 948-2190 FAX: 733-6827	PO Box 6041 Wheeling, WV 26003 <i>Linda Scott</i> 232-3441 FAX: 233-3371	843 Shelter Rd. Princeton, WV 24739 <i>Gary Patton</i> 425-9721 FAX: 487-5543	
James H. "Tiger" Morton JC TMJC	Vicki V. Douglas JC VDJC	WV Corrections Academy WVCA	
60 Manfred Holland Way Dunbar, WV 25064 <i>David Murphy</i> 766-2616 FAX: 766-2687	900 Emmett Rousch Dr. Martinsburg, WV 25401 <i>Ryan Springer</i> 267-0164 FAX: 267-0168	103 Academy Dr. Glenville, WV 26351 <i>Russ Matheney</i> 462-3044 FAX: 462-3052	
		Abbreviations: Correctional Center : CC Correctional Facility : CF Juvenile Center : JC Regional Jail : RJ	

WV DCR Parole Services Directory

Region 1		Region 2	
Huntington Office (304) 528-5515 801 Madison Avenue, Rm 200 Huntington, WV 25704		Charleston Office (304) 558-3597 1339 Plaza East Charleston, WV 25301	
Logan Office (304) 792-7218 1103 George Kostas Drive, St 200 Logan, WV 25601		200 – Kaitlin Watson (RD) 201 – Brittany Rinehart (Williams) 202 – Justin Wallace 203 – Derek Stotts 204 – Tyler Spurlock 205 – Eli DesRocher 206 – Robert Nichols 207 – Brett Murray OA – Mary Ashby	
100 – John Smith (RD) 101 – John Clagg 102 – Chad Starcher 103 – Joshua Vance 104 – Brian Templeton 105 – VACANT 106 – Russell Nuckles 107 – Tiffany New 108 – Matthew Hill 109 – Hali Hensley		220 – Rebecca Harrison 221 – John Tackett 222 – Laura Toler* – Reports to RD 800 OA – Susan Benson	
Region 3		Region 4	
Beckley Office (304) 256-6950 3225 Robert C. Byrd Drive Beckley, WV 25801		Lewisburg Office (304) 647-7545 765 South Jefferson Street, St C Lewisburg, WV 24901	
300 – Jeremy Napier (RD) 301 – VACANT 302 – Zachary Avis 304 – Anita Payne 305 – VACANT 306 – Brandi Otey OA – Edith Stewart		Princeton Office (304) 425-7487 159 Davis Street Princeton, WV 24739	
320 – Sarah Burdette		Welch Office (304) 436-3851 110 Park Avenue, Suite 111 Welch, WV 24801	
OA – Lana Pritt		400 – Jill Bryant (RD) 401 – Irisca Leggett 402 – Georgetta Muncy 404 – Erica Martin 405 – Joseph Hall 406 – Chris Webb OA – Angela Garrett	
Region 5		Region 6	
Parkersburg Office (304) 420-4630 225 Holiday Hills Dr, Suite 1 Parkersburg, WV 26104		Elkins Office (304) 637-0379 1513 Harrison Avenue, Unit 27 Elkins, WV 26241	
500 – Clarissa Hill (RD) 501 – Darin Cool 502 – Roger Martin 503 – Jacob Lowe 520 - Nathan Deuley 522 – Justin Taylor 540 – Jordan Vlach OA – Loretta Martin		Clarksburg Office (304) 627-2308 215 West Main Street Clarksburg, WV 26301	
Wheeling Office (304) 238-1030 100 17 th Street Wheeling, WV 26003		600 – Aaron Linn (RD) 601 – Allen Vanscoy 602 – Shari Wince 603 – Erin Hollen 604 – Brooke Riffe	
521 – Melissa Kirkbride 523 – Shaun Crago 524 – Rebecca Parks OA – Beth Quinn		620 – Howard “Cecil” Winans 621 – VACANT 622 – Robert “Eddie” Fox 623 – Joseph Brown 624 – VACANT 625 – Phillip Poling OA – Kelly Foreman	
Region 7		Region 8	
Martinsburg Office (304) 267-0055 1520 Winchester Avenue Martinsburg, WV 25405		Enhanced Supervision	
Moorefield Office (681) 271-2091 150 Robert C. Byrd Industrial Park Rd Moorefield, WV 26836		800 – Bryan Thompson* (RD) 801 – David Toler 802 – Bryan Ware 803 – Ryan Beals 804 – Joshua Myers 805 – William Hicks 806 – Joshua Lott 807 – Melissa Richmond 808 – Laura Toler OA – Eugenia Russell	
700 – Brittany Johnson (RD) 701 – Alexa Gorondy 702 – VACANT 703 – VACANT 704 – Jessica Marsh 705 – Lohan Beard 706 – VACANT OA – VACANT		Elkins Parole Office Beckley Parole Office Clarksburg Parole Office Charleston Parole Office Martinsburg Parole Office Princeton Parole Office Parkersburg Parole Office Wheeling Parole Office Huntington Parole Office Elkins Parole Office	
720 – Christopher Brown 721 – Shannon Shiflett 722 – Kristi Weasenforth OA – Ava McRobie			

Director of Parole
 Robert Arnold

Northern District Supervisor
 Matthew Currence-Elkins Office
 Secretary Northern District
 Marilyn Bennett-Elkins Office

Southern District Supervisor
 Doug Workman—Princeton Office
 Secretary Southern District
 Angela Trump—Beckley Office

*Electronic Monitoring Parole