



FY 2019 Annual Report

WV Division of Corrections & Rehabilitation

Jim Justice, Governor
Jeff S. Sandy, CAMS, CFE, Secretary of DMAPS
Betsy Jividen, WVDCR Commissioner



January 2020

Honorable Jim Justice
Governor of West Virginia

Capitol Building
1900 Kanawha Blvd., East
Charleston, WV 25305

Dear Governor Justice,

It is my honor and privilege to submit the Annual Report for the Division of Corrections & Rehabilitation (DCR), for the fiscal year 2018-2019, in accordance with Chapter § 5-1-20 of the West Virginia Code. We hope that this report will serve to illustrate the Division's progress during the year, as well as provide a valuable reference source for DCR statistics and information.

Sincerely,

Betsy Jividen
Commissioner

Table of Contents

Message From the Secretary of Military Affairs and Public Safety	4
Message From the Commissioner of the Div. of Corrections & Rehabilitation	4-5
Accomplishments	6-10
Table of Organization	11
WVDCR Facility Locations	12
Commissioner's Biography	13
Deputy Commissioner-Field Services	13-14
Deputy Commissioner-Executive Services	14
Chief of Staff	15
Assistant Commissioner-Bureau of Inspector General	16
Assistant Commissioner-Bureau of Prisons and Jails	17-22
Assistant Commissioner-Bureau of Community Corrections	22-25
Assistant Commissioner-Bureau of Juvenile Services	26-29
Assistant Commissioner-Training & Staff Development Bureau	30
Assistant Commissioner-Bureau of Intergovernmental Affairs	31
Fiscal & Budget Statistics	32
Research Statistics-Adult Sentenced Prisoners	33-42
Research Statistics-Jail Statistics: Convicted Felons, and Misdemeanors, Prison Sentenced Offenders held in Regional Jails, Federal Sentenced, Pre-trial Offenders, Pre-trial Felons and Misdemeanors	43-45
Research Statistics-Juveniles	46-49
Employee of the Year	50
Mock Prison Riot	51-52
Address/Phone Listings	53-54

Messages: DMAPS Cabinet Secretary & WVDCR Commissioner



In 1877, the State of West Virginia opened its first prison in Moundsville. Many things have changed over the past 142 years, but the newly formed W.Va. Division of Corrections and Rehabilitation (DCR) has become a leader in safety, innovation, inmate education, and employee training. This past year, the accomplishments achieved by DCR are clearly outstanding.

The history of this agency has been rich in tradition, honor, and bravery. The professionalism and dedication to duty of our members have made me very appreciative as Cabinet Secretary for Military Affairs and Public Safety to be a part of what they represent.

On behalf of the men and women who make up DCR, we take pride in submitting the latest annual report.

Sincerely,
Jeff S. Sandy, CFE, CAMS
Cabinet Secretary



This fiscal year marked a major milestone, as the newly consolidated West Virginia Division of Corrections and Rehabilitation became a reality on July 1, 2018. As we work to integrate and manage the transition to a single agency, our unified goals remain the creation of a safer West Virginia through quality correctional practices, reduction of recidivism, preparation of offenders to become productive law-abiding citizens, and the recruitment of qualified and motivated employees.

The pay raises authorized by Governor Justice and the Legislature have been a meaningful acknowledgment of the work performed by our correctional staff, as well as an incentive for attracting new employees. Thanks to the innovative efforts of our newly established DCR Recruiting Unit, we have been able to fill critical vacancies, hiring more than 850 staff members this fiscal year. The three training academies from the former legacy agencies have been merged into a

single developing curriculum, which is already resulting in cost savings, efficiencies, and targeted training, which, in turn, is enhancing the safety of our facilities for both staff and inmates. Significantly, we have seen a 50% reduction in inmate assaults during this fiscal year.

Other significant accomplishments this year include expansion of the free VINE (Victim Information & Notification) System to all ten regional jails. This life-saving system allows victims to anonymously check an offender's custody status by phone, internet, or use of a mobile app. With more than 7,000 inmates detained on various domestic violence charges last year, and with approximately 6,000 of them eventually being released, this victim-centered service plays a vital role in protecting the safety of both crime victims and our communities.

The first of several planned GOALS (Getting Over Addictive Lifestyles Successfully) Units is now operational at the Western Regional Jail. Founded upon the realization that the involvement of many individuals in the criminal justice system is related to their substance use disorders, these six-to-nine-month secure residential rehab units are being created in our regional jail facilities in partnership with the circuit courts. Medically assisted treatment is available, and follow-up focuses on recovery coaching, community treatment, housing, employment, and accountability.

The Department of Education's Office of Diversion & Transitions Programs continues to offer a wide variety of career technical programs, as well as standard Adult Basic Education classes and newly created innovative opportunities for inmates in our facilities. We have also partnered with Glenville State College, Ashland College, the Appalachian Bible College, to provide college programs through the federal Second Chance Pell Grants program. Our Bible College graduated its first class, and inmate ministers are now part of our growing moral rehabilitation initiative. Our inmate population continues to "give back," and more than 400,000 hours of volunteer service work was provided to communities across

Message: WVDCR Commissioner

the state this year. The nationally renowned Inside Out prison program was implemented at Pruntytown, which was also selected as a training center for Inside Out instructors. Upon completing a comprehensive and interactive training with our population, Inside Out Instructors will be certified to implement the program at their colleges and universities.

The success of our partnership with Catalyst Ministries and its WV Reentry Initiative, founded to provide services for men and women who are reentering society, speaks for itself on so many fronts. Men from Slayton Work Camp are participating in wide-ranging neighborhood revitalization projects in Charleston, with the goal of expanding to other areas. They receive mentoring and vocational training opportunities from dedicated licensed professional volunteers, along with the opportunity to improve their professional and personal skills through work and service. The Laotong Yoga Prison Project also continues to grow and thrive, as our populations experience personal growth from the benefits and life altering effects of yoga. Advanced teacher training is now also being offered, and we now have certified yoga instructors within our population.

One of our prime objectives is to raise public awareness about the important public safety interests that are protected by support for reentry initiatives. Sooner or later, the majority of our inmates, detainees, and prisoners will be released into society, and as corrections professionals, we are tasked with preparing these individuals, and their communities, for that eventual release. We are working to enhance our ties to communities by hosting “reentry simulations” where DCR staff and formerly incarcerated individuals help educate community members and stakeholders about the challenges and best practices for reentry. Simulations are also conducted by – and for – our inmate populations, and the United States Department of Justice selected St. Mary’s Correctional Center as the model and site for its national reentry training film.

Many changes have been implemented this past year, and more are certainly coming, but we have emerged from consolidation stronger, more efficient and better able to focus on development, reform and improved services. As I have said many times before, I believe our employees are some of the best at what they do. It is truly a privilege to work with the men and women of West Virginia corrections. We thank the Governor, the members of the Legislature, and the people of West Virginia for their continued support.

Sincerely,
Betsy Jividen
Commissioner, WVDCR



Accomplishments: VINE & GOALS UNIT



Enhanced VINE/VINE in Jails:

Enhanced VINE is a technological solution that provides victims complete control and gives them a choice for notification at one central location, with password security. This system provides notifications via the web, mobile, and advanced mobile app.

With over 7000 inmates detained due to various Domestic criminal charges, during the 2018 Fiscal Year, implementation of the VINE program within the ten (10) Regional Jails was critical for the victims to receive notifications. All Jails are currently on-line.

The goal of the Division of Corrections & Rehabilitation is to provide a state-wide notification system with the nation's leading automated life-saving information, regarding the custody status of offenders. This service was added at no cost to the taxpayers of West Virginia due to it being funded thru grants.



GOALS Unit:

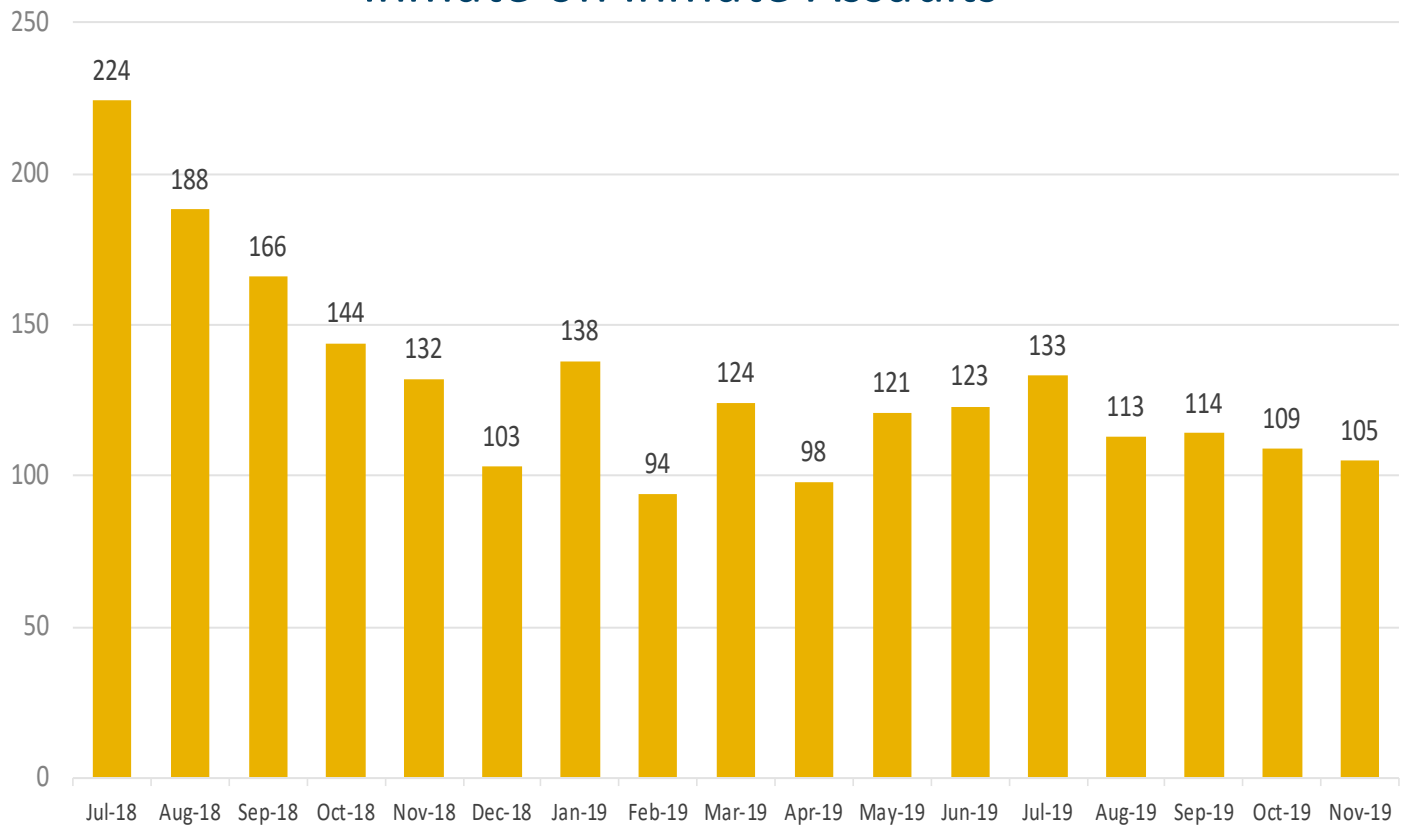
A "GOALS" (Getting Over Addictive Lifestyles Successfully) Unit was established at Western Regional Jail in February 2019 and the second GOALS Unit opened in October 2019 at Northern Regional Jail.

These units share the intent of providing an alternative to courts who wish to commit offenders to rehabilitation units. They give Judges the option of a secure treatment environment. If the offender completes the program successfully, their prison sentence can be reconsidered or reduced.

Accomplishments: Staff Safety Assaults Decline

53%
Reduction
of Inmate
on Inmate
Assaults

Inmate on Inmate Assaults



Accomplishments: Basic Training Consolidation

Basic Training Consolidation:

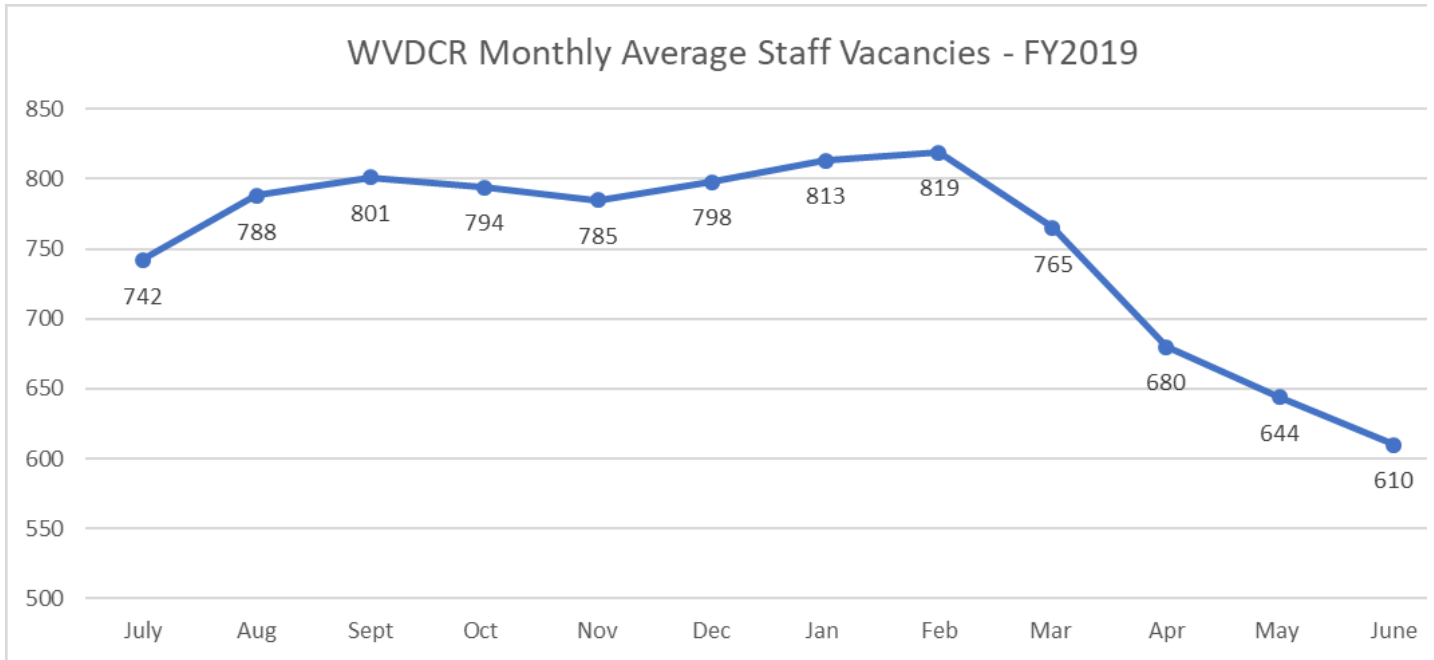
The DCR's Bureau of Training and Staff Development has consolidated the three separate training academies from the former correctional agencies into one curricula. This consolidation of basic training is an important step towards increased teamwork and utilization of resources, as well as creating safer facilities. Prior to consolidation, all three legacy agencies had massive basic training backlogs. During FY2019, 704 staff graduated from the consolidated DCR Academy. Also, in July 2019, the Academy switched to a "Pre-Service" Model of basic training. Now, new staff will receive the training they need to be successful, before working independently in a correctional environment. Over 250 staff have graduated from the new Pre-Service Academy.



Accomplishments: Recruiting

Recruiting:

In January 2019, the WVDCR established a team of Correctional Officers to represent the agency as Recruiting Officers. These Officers received specialized training from the WV National Guard to be recruiters and have conducted a concerted recruiting and advertising campaign to hire staff.



Accomplishments: Inmate Services & Activities

Inmate Services and Activities Department facilitated expansion of Reentry and Moral Rehabilitation Services and Activities. Malachi Dads and Hannah's Gifts are parenting programs where offenders meet in small groups and share letters and pray for their families.

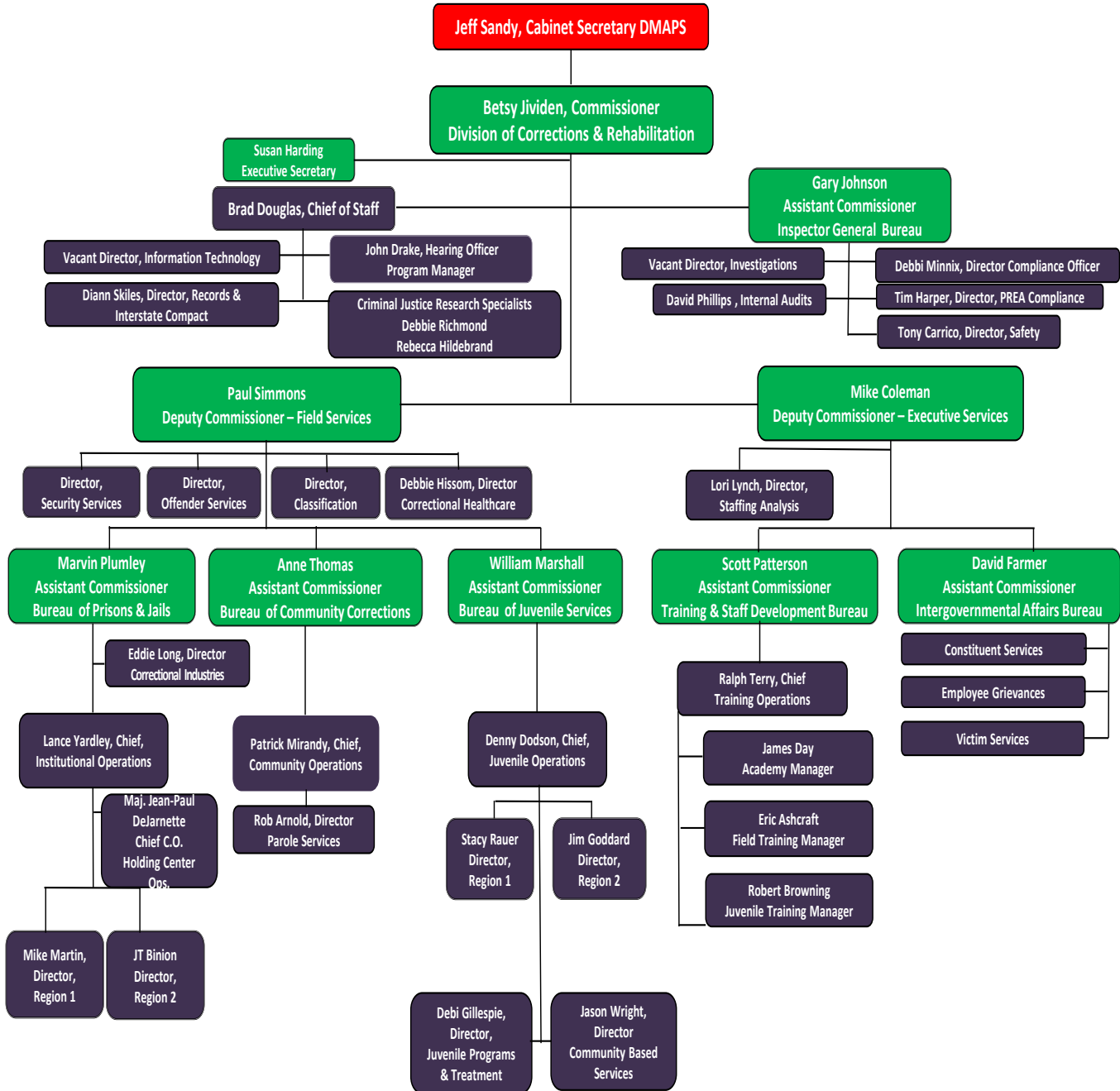
Continued Paws4Prisons Service Dog Program, the Shelter Dog Program and dogs in the Dementia Unit at St. Marys Correctional Center and Jail..

Giving Back with Heart Art Auction: Mission West Virginia hosted a "Giving Back With Heart" art show and art auction Tuesday, Oct. 16, 2018, at The Cultural Center in Charleston, WV. All of the artwork presented was created by incarcerated persons in the West Virginia prison and jail system. All of the proceeds raised went to support scholarships for children who have a parent who has been incarcerated or who have been in the West Virginia foster care system.

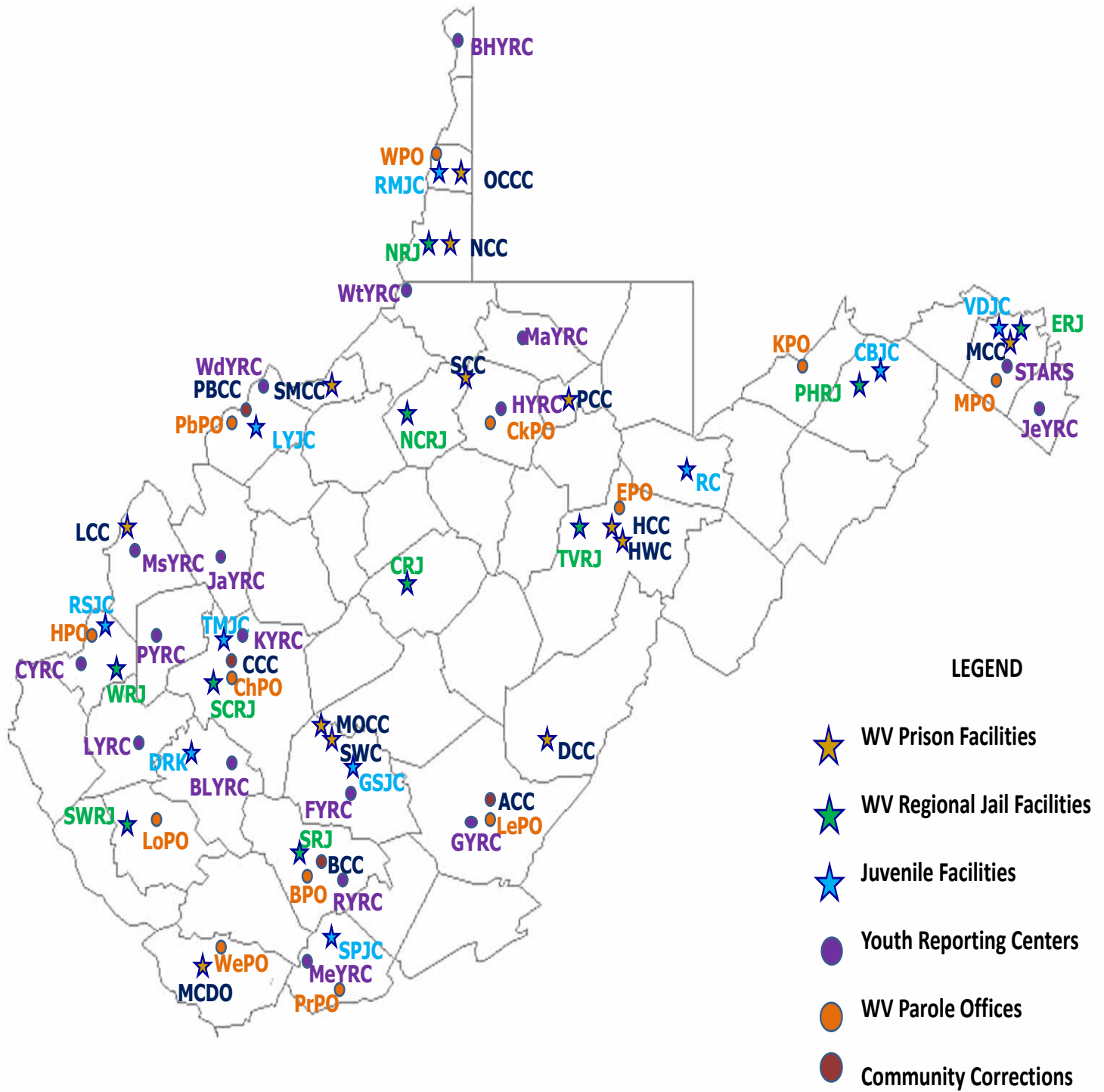


WVDCR Table Of Organization

WV Division of Corrections & Rehabilitation – Effective January 22, 2020



WVDCR Facility Locations



Leadership Biographies

Commissioner



Betsy Steinfeld Jividen was appointed as the Commissioner for the West Virginia Division of Corrections effective January of 2018 and ultimately reappointed as the Commissioner of the newly created West Virginia Division of Corrections and Rehabilitation, effective July of 2018. As such, she is responsible for overseeing the state's 35 facilities, including prisons, jails, community corrections centers, juvenile and contract facilities, along with approximately 4100 employees and more than 12,000 offenders.

She previously was the first woman to be appointed as an Assistant United States Attorney in the Northern District of West Virginia, where she spent 37 years, serving in both the Criminal and Civil Divisions of the office, as well as in senior leadership positions, including Civil Chief, Senior Litigation Counsel,

First Assistant United States Attorney, and three terms as the Acting United States Attorney.

In addition, Commissioner Jividen served as the Reentry Coordinator for the Northern District of West Virginia, working with correctional staff, probation officers, inmates and reentrants - both inside facilities and outside in our communities - assisting with projects and programs aimed at making successful reentry a priority and a reality. She has spent many hours both professionally and personally engaged in work that promotes successful reentry, and by extension, the safety and welfare of communities throughout West Virginia. Ms. Jividen was also instrumental in the development of the first federal Drug Court program for the Northern District of West Virginia. She serves as a board member for the Unity Center, HoH Share and the YWCA's residential program for Women in Transition, and as a volunteer at the House of Hagar and for the Project HOPE homeless outreach program.

Commissioner Jividen is a graduate of the University of Wisconsin and the West Virginia University College of Law. She has been recognized by the National Association of Former United States Attorneys for her exceptional service to the Department of Justice and the United States of America. In 2011, she was named as one of West Virginia's outstanding women attorneys, and in 2014, she was selected as a Fellow of the West Virginia Bar Foundation. Commissioner Jividen also spent several years as an Adjunct Professor at the West Virginia University College of Law, teaching Appellate Advocacy and Trial Advocacy.

Deputy Commissioner: Field Services



Paul Simmons began his career with the Division of Corrections at the West Virginia Penitentiary in July of 1987, as a Correctional Officer I and was promoted to the rank of Sergeant and then Lieutenant. He was part of the transition team for closing the Penitentiary and opening the Mount Olive Correctional Complex. In February of 1998, Paul transferred to Saint Marys Correctional Center and in October of that same year joined the staff at Northern Correctional Center, where he became the Associate Warden of Security in November, 2012. Paul also served as Northern Regional CERT Commander from 2001 to 2012. Paul was appointed as the Assistant Commissioner for the WV Division of Corrections on August 2, 2015 and as the Acting Deputy Commissioner on May 27, 2017. Paul is currently the Deputy Commissioner for Field Services within the WV Division of Corrections and Rehabilitation. He supervises the Assistant Commissioners of Bureau of Prisons and Jails, Bureau of Community Corrections and the Bureau of Juvenile Services.

Leadership Biographies

The Departments under the supervision of the Deputy Commissioner of Field Services include:

Security Services for Prisons, Steve Caudill, Director This department oversees the Special Operations of the WVDCR including the CERT (Corrections Emergency Response Team), CNT (Crisis Negotiators Team) and the K9 operations.

Program Services for Prisons, Jennifer Ballard, Director This department is responsible for overseeing all offender programming for WVDCR.

Inmate Services & Activities for Prisons, Rev. Clarence “CJ” Rider, Director This department provides oversight and direction for various services and activities provided to offenders, such as the Moral Rehabilitation Initiative Program, Bible College, Yoga, Paws-4-Prison Service Dogs, etc.

Classification for Prisons, Lesley Hill, Director This department is responsible for offender classification and offender movement within the WVDCR.

Correctional Healthcare--Debbie Hissom, Director

This department serves as the WVDCR’s liaison with health care vendors. Medical Services participates in assessments,

Deputy Commissioner: Executive Services



Mike Coleman was appointed Deputy Commissioner of Executive Services for the West Virginia Division of Corrections and Rehabilitation in July 2018. He previously served as Deputy Commissioner for the WV Division of Corrections since June 1, 2015, where he was appointed by Commissioner Jim Rubenstein. Deputy Commissioner Coleman began his career as a Correctional Officer at the West Virginia Penitentiary in 1984 where he subsequently served as a Sergeant, Protective Custody Unit Commander, Training Sergeant and as a member of the Corrections Emergency Response Team (CERT).

In 1992, he transferred to the Corrections Academy as a Lieutenant where he was responsible for Basic Training operations and in January 1995, Mr. Coleman was promoted to Executive Assistant to the Warden and transferred to the Mount Olive Correctional Complex, where he subsequently served as Associate Warden-Operations, Associate Warden-Security, Deputy Warden, and 14 months as Acting Warden. In April 2005, the Commissioner appointed him Director of Security with responsibility and authority for Special Operations [Corrections Emergency Response Team, Crisis Negotiation Team, and K9 Unit], Correctional Hearing Officers, the Intelligence Unit, and Liaison with McDowell County Corrections. He was appointed Assistant Commissioner in October 2013, overseeing wardens and administrators of all WVDOC institutions.

Deputy Commissioner Coleman is a graduate of numerous training courses conducted by and through the WV Corrections Academy, the National Institute of Corrections, the Federal Law Enforcement Training Center, and others. He is affiliated with the following organizations: member of the American Correctional Association having served on the Adult Prisons Committee, member and former President of the WV Association of Correctional Employees, member of the Southern States Correctional Association, member of the Correctional Peace Officers Foundation, and member of the National Tactical Officers Association (NTOA).

Director of Staffing Services, Lori Lynch.

The Staffing Services section supplies the Commissioner and Deputy Commissioners with the information needed to balance the personnel resources available with the needs of the facilities and work units within the entire Division. With an everchanging inmate and resident population, staffing audits are ongoing to ensure that resources are shifted as the Commissioner deems necessary. Staffing Services assists all Bureaus of the WV Division of Corrections & Rehabilitation, with the utilization of available personnel positions to insure that the resources are in place to fulfill the mission of each Bureau.

Leadership Biographies

Chief of Staff



Brad Douglas started with the WVDOC in February 2000 as a Data Analyst. In that function he assisted with the establishment and development of the WVDOC's Office of Research & Planning. In 2002, Brad was promoted to Criminal Justice Specialist 2. Later, in December 2003 after the retirement of the Director of Research & Planning, Brad was promoted to that position and served as such until 2011. In 2011, the Commissioner merged the Information Technology and Research & Planning units into the Office of Research & Technology with Brad in the Director's position. In July 2015, Brad was selected as the Commissioner's Chief of Staff and in that role served as the WVDOC's legislative liaison. In August 2017, Brad accepted a temporary assignment for the Regional Jail Authority as Administrator of the South Central Regional Jail. After the consolidation of the State's three correctional agencies under HB 4338 in July 2018, Brad returned to the Central Office as Chief of Staff for the West Virginia Division of Corrections & Rehabilitation.

Brad was instrumental in the development of the Supreme Court Ordered "Master Plan to Address Prison Overcrowding" in 2002, served as staff on the Governor's Commission on Prison Overcrowding in 2009, and served as a primary WVDOC technical consultant during the development and adoption of the Council of State Government's "Justice Reinvestment in West Virginia" initiative. Brad was also co-project manager of the Inmate Management Information System Steering Committee and served as WVDOC and DMAPS project manager in the more recent Offender Information System project. Brad holds a Bachelor's Degree in Criminal Justice from West Virginia State University, and a Masters in Justice Leadership from Marshall University. In 2001, Brad was the recipient of the WV Association of Correctional Employee's K.D. Knapp Scholarship and the Southern States Correctional Association Scholarship.

Information Technology: Vacant, Director

This office is responsible for planning, development, implementation of the agency's Offender Information System, and liaisons with the WV Office of Technology on hardware, software, network infrastructure support and maintenance. The Office is also involved with the design, maintenance, and implementation of the agency's Security Technology Infrastructure.

Records & Interstate Compact: Diann Skiles, Director

This office is responsible for inmate records and document management for the WVDCR. The office instructs, trains, and oversees records and document management at WVDCR facilities as well as ensuring proper information flow between the WVDCR and other state and federal agencies. The office also manages the Interstate Compact for the Transfer of Adult Offenders on Probation and Parole for the State of West Virginia, this task includes the procedures necessary to transfer parolees and probationers between states and the extradition of current inmates to other jurisdictions for trial or to serve detainees.

Correctional Hearings: John Drake, Director

This office oversees the inmate disciplinary hearing program and the management of hearings for Preliminary Parole Revocations, Revocations from Mandatory Supervision and Conditional Release. Correctional Hearing Officers report directly to this office in order to ensure an impartial disciplinary hearing at the facility level.

Planning and Development:

This portion of the Commissioner's Office manages the production of specialized reports for WVDCR leadership, answers requests for information from the legislature and other parties in state government and the public, liaisons with the Office of Research and Strategic Planning for correctional research purposes, and oversees all grant related activity within the agency.

Leadership Biographies

Assistant Commissioner: Inspector General Bureau



Gary Johnson served as a West Virginia Circuit Court Judge for 24 years. He also served as Prosecuting Attorney of Nicholas County for 4 years and was in private practice for 8 years.

He received his BA, MPA and Law Degree from West Virginia University and began practice of law in 1980.

While a Circuit Judge, Mr. Johnson received many awards for his work with children from many organizations including:

- United States Administration on Children, Youth and Families Commissioner's Award
- West Virginia Child Care Association
- West Virginia Children's Justice Task Force
- West Virginia Coalition Against Domestic Violence

He was appointed as Administrative Director of the West Virginia Supreme Court of Appeals in January 2017 and was appointed Assistant Commissioner – Inspector General of the West Virginia Division of Corrections and Rehabilitation on July 1, 2018.

Offices under the Assistant Commissioner--Inspector General Bureau include:

Investigations: Steve Berthiaume, Deputy Director

Investigators are currently embedded in 16 of the 24 adult facilities in the state and 1 of the 10 juvenile centers. In addition, an Investigator is stationed at the Fusion Center and two Investigators are in McDowell County at the Stevens Correctional Facility. Investigators routinely partner with law enforcement and prosecutors on matters involving violations of criminal statutes.

Internal Audits-David Phillips, Director

This office assists the Commissioner in fulfilling the fiduciary oversight responsibilities with respect to the Internal Audit process.

Policy & Compliance Office--Debbi Minnix, Director

This office's primary duty includes policy development.

PREA Compliance--Tim Harper, Director

This office was established to ensure compliance of the standards of the Prison Rape Elimination Act. There were 7 facilities that gained PREA accreditation in FY 2019; Tiger Morton Juvenile Center, Donald R. Kuhn Juvenile Center, Robert L. Shell Juvenile Center, South Central Regional Jail, North Central Regional Jail, Huttonsville Correctional Center, and Mt. Olive Correctional Complex.

Safety & Loss Prevention Department-- Anthony Carrico, Director

Goals of this office include the reduction of workers compensation experience modification ratings, improve return to work participation and review inspection principles, safety strategies and overall consistency and uniformity with all facilities.

Leadership Biographies

Assistant Commissioner: Bureau of Prisons & Jails



Marvin Plumley graduated from The College of West Virginia in June of 2000 with a Bachelor of Science degree in Criminal Justice. He began his career with the Division of Corrections in January 2001 at Anthony Correctional Center as a Correctional Counselor II. He remained at ACC until June of 2008 and served in multiple roles including Corporal, Lieutenant and Associate Warden of Security and Programs. In June 2008, Marvin was promoted to the Deputy Warden post at Lakin Correctional Center and served in that capacity for two years before transferring to serve as the Deputy Warden at Mount Olive Correctional Complex.

In May 2012, Marvin was appointed as the Warden at Huttonsville Correctional Center and remained there until April 2017 when he accepted a promotion to Senior Director of Compliance and Audits for the DOC. On July 1, 2018 consolidation of the State's three correctional agencies occurred and Commissioner Jividen appointed Marvin to serve as the Assistant Commissioner for the Bureau of Prisons and Jails for the newly formed Division of Corrections and Rehabilitation. Throughout his tenure Marvin has performed various ancillary duties to include EEO Counselor and Investigator, CERT, CNT, Investigations and several other committees/groups. Marvin currently oversees Eddie Long, Director of Correctional Industries, and Lance Yardley, Chief of Institutional Operations, and Region 1 and 2's prisons and jails.

Facility: Central Regional Jail & Correctional Center



County: Braxton

Population: 381

Superintendent: Harvey Hawkins

Mission: Detention For: Pre-trial Felons/ Misdemeanors, Sentenced Felons/Misdemeanors for the counties of Braxton, Gilmer, Calhoun, Nicholas, Lewis, Roane, Webster, and Clay.

Facility: Denmar Correctional Center & Jail



County: Pocahontas

Population: 200

Superintendent: Mark Williamson

Mission: Medium Security Prison. Housing Levels 1-3. Must be within 48 mos. of parole or discharge. Correctional Industries Work site. Supervised outside work crews.

Prison & Jail Facilities

Facility: Eastern Regional Jail & Correctional Center



County: Berkeley
Population: 568
Superintendent: John Sheeley
Mission: Detention For: Pre-trial Felons/ Misdemeanors, Sentenced Felons/Misdemeanors for the Counties of Berkeley, Morgan, and Jefferson. Merged with Martinsburg Correctional Center-Male Classification Intake Facility.

Facility: Lakin Correctional Center & Jail



County: Mason
Population: 518
Superintendent: JD Sallaz
Mission: Maximum Security Prison. Housing Levels 1-5. All Female Facility. Classification Intake Unit. Diagnostic Unit. Behavioral Health Unit. KIDS Unit, Long/Short term segregation units. Correctional Industries Work Site. Supervised Outside Work Crews (Must be within 18 months of Parole or discharge.)

Facility: Huttonsville Correctional Center & Jail



County: Randolph
Population: 1135
Superintendent: Charles Williams
Mission: Medium Security Prison. Housing Levels 1-5. Segregation Unit, RSAT Unit, Classification, Intake Unit, Geriatric Unit. Correctional Industries Work site. 46 bed Work Camp on site.

Facility: McDowell Correctional Center & Jail



County: McDowell
Population: 443
Superintendent: Randall Mutter
Mission: Houses medium security inmates.

Prison & Jail Facilities

Facility: Mount Olive Correctional Complex & Jail



County: Fayette

Population: 1010

Superintendent: Donnie Ames

Mission: Maximum Security Prison. Housing Level 3-5. Quilliams Unit. Classification Intake Unit. Mental Health & Medical Unit. Short/Long term segregation units, Correctional Industries Work Site. 48 bed Slayton Work Camp on site.

Facility: North Central Regional Jail & Correctional Center



County: Doddridge

Population: 821

Superintendent: Joe Wood

Mission: Detention for: Pre-trial Felons/ Misdemeanors, Sentenced Felons/Misdemeanors for the Counties of Wirt, Ritchie, Wood, Pleasants, Doddridge, Harrison, Marion, Monongalia, Tyler and Wetzel. Contractually houses Federal detainees for the USMS.

Facility: Northern Regional Jail & Correctional Center



County: Marshall

Population: 592

Superintendent: Shawn Straughn

Mission: Maximum Security Prison. Housing Levels 1-5. Special Management Facility. Short term segregation unit, Behavioral Health Unit, Diagnostic Unit. Correctional Industries Work Site. Detention for Pre-trial Felons/ Misdemeanors.

Facility: Ohio County Correctional Center & Jail



County: Ohio

Population: 67

Superintendent: Shawn Straughn

Mission: Minimum Security. Housing Levels 1-2. Technical Parole Violators. Supervised outside Work Crews. Must be within 24 months of Parole or Discharge. 8 Bed Work Release Unit.

Prison & Jail Facilities

Facility: Potomac Highlands Regional Jail & Correctional Center



County: Hampshire
Population: 315
Superintendent: Mike Lawson
Mission: Detention for: Pre-trial Felons/ Misdemeanors, Sentenced Felons/ Misdemeanors for the Counties of Hardy, Hampshire, Mineral, Grant, and Pendleton

Facility: Pruntytown Correctional Center & Jail



County: Taylor
Population: 362
Superintendent: George Trent
Mission: Minimum Security Prison. Housing Level 1-2 (Select level 3's with placement eval). Must be within 36 months of parole or discharge. Correctional Industries Work Site. Supervised Outside Work Crews.

Facility: St. Marys Correctional Center & Jail



County: Pleasants
Population: 632
Superintendent: Russell Maston
Mission: Medium Security Prison. Housing levels 1-3 (selective level 4) Must be 60 months from parole or discharge. Sheltered Housing Unit. Correctional Industries Work Site, Supervised Outside Work Crews.

Facility: Salem Correctional Center & Jail



County: Harrison
Population: 382
Superintendent: John Anderson
Mission: Medium Security Prison. Housing Levels 1-3 Must be within 60 months of parole or discharge. RSAT Unit. Classification Intake facility. Supervised Outside work crews. Must be within 24 months of parole or discharge.

Prison & Jail Facilities

Facility: South Central Regional Jail & Correctional Center



County: Kanawha
Population: 557
Superintendent: Craig Roberts
Mission: Detention for: Pre-trial Felons/ Misdemeanors, Sentenced Felons/ Misdemeanors for the counties of Kanawha, and Jackson. Contractually houses Federal detainees for the USMS.

Facility: Southern Regional Jail & Correctional Center



County: Raleigh
Population: 629
Superintendent: Michael Francis
Mission: Detention for: Pre-trial Felons/ Misdemeanors, Sentenced Felons/ Misdemeanors for the Counties of Raleigh, Fayette, Greenbrier, Wyoming, Summers, Mercer and Monroe. Contractually houses Federal detainees for the USMS.

Facility: Southwest Regional Jail & Correctional Center



County: Logan
Population: 465
Superintendent: Timothy King
Mission: Detention for: Pre-trial Felons/ Misdemeanors, Sentenced Felons/ Misdemeanors for the Counties of Logan, Boone and McDowell.

Facility: Tygart Valley Regional Jail & Correctional Center



County: Randolph
Population: 481
Superintendent: Bryan Kelly Lanham
Mission: Detention for: Pre-trial Felons/Misdemeanors, Sentenced Felons/ Misdemeanors for the Counties of Randolph, Tucker, Barbour, Preston, and Pocahontas.

Prison & Jail Facilities & Leadership Biographies

Facility: Western Regional Jail & Correctional Center



County: Cabell

Population: 673

Superintendent: Shelby Searls

Mission: Detention for: Pre-trial Felons/Misdemeanors, Sentenced Felons/ Misdemeanors for the Counties of Cabell, Wayne, Lincoln, Putnam, and Mason.

Assistant Commissioner: Bureau of Community Corrections



Anne Thomas began her career with the WV Division of Corrections at Mount Olive Correctional Complex in 1999. She has served as an Office Assistant II, Correctional Counselor I, Correctional Counselor II, Correctional Case Manager, Correctional Program Specialist, and Unit Manager at MOCC. She served as Associate Warden of Programs at Lakin Correctional Center from 2007 to 2008. Anne accepted the position of Central Office Director of Classification in 2008 and held this position until being appointed as Warden at Parkersburg Correctional Center on September 1, 2012.

Anne was then appointed as Warden at Lakin Correctional Center on July 23, 2016. On July 22, 2017, she became Acting Chief of Staff at the Division of Corrections Central Office. She was appointed Assistant Commissioner for the Bureau of Community Corrections in July, 2018. In addition to her corrections experience, Ms. Thomas graduated from The College of West Virginia in 1998 with a Bachelor of Science degree in Social and Behavioral Sciences.

Anne currently oversees the Community Corrections Facilities including: Anthony Correctional Center and Jail, Charleston Correctional Center and Jail, Beckley Correctional Center and Jail and Parkersburg Correctional Center and Jail. She also oversees Patrick Mirandy, Chief of Community Operations and Robert Arnold, Director of Parole Services.

Community Corrections Facilities

Facility: Anthony Correctional Center & Jail



County: Greenbrier
Population: N/A
Superintendent: Rob Neal
Mission: Male/Female -Court Ordered Young Adult Offender Program.

Facility: Charleston Correctional Center & Jail



County: Kanawha
Population: 128
Superintendent: Jeff Stinnett
Mission: Minimum Security. Holding Level 1-2. Must be with 24 months of parole or discharge. Males and Females. Work Release.

Facility: Beckley Correctional Center & Jail



County: Raleigh
Population: 136
Superintendent: William Vest
Mission: Minimum Security. Holding Level 1-2. Must be within 24 months of parole or discharge. Males and Females. Work Release.

Facility: Parkersburg Correctional Center & Jail



County: Wood
Population: 337
Superintendent: Aaron Westfall
Mission: Minimum Security. Holding Level 1-2. General Population unit must be within 5 years of parole or discharge. Work Release Unit, must be within 24 months of parole or discharge.

Community Service Hours FY2019

2019	Local Church	Community Cleanup	DOH Crews	County Commissions	Other MAPS Agencies	Other State Agencies	Schools	Charity Organizations	Cities/Towns	Parks	Adopt-A-Highway	Farm Commission	Humane Society	Crime Victim Awareness	Other	Total
BCC	0	1,638	8,506	0	0	0	0	8,030	3,890	0	0	0	0	0	0	22,063
CCC	506	244	0	0	2,081	233	290	1,296	0	0	50	0	46	0	6,422	11,168
DCC	0	0	13,758	0	61,467	0	0	0	0	0	32	0	0	0	0	75,257
HWC	0	720	11,750	0	0	0	720	0	7,598	0	0	19,500	0	0	3,569	43,857
LCC	68	0	14,964	35	0	130	0	96	25	0	0	0	9	0	102	15,429
MCDO	0	1,362	872	0	0	0	0	0	96	0	72	0	0	0	0	2,402
NCC	0	0	0	0	0	0	16	0	0	0	0	0	0	0	0	16
OCCC	0	302	4,890	0	6,342	0	0	1,680	0	0	0	0	0	0	0	13,214
PBCC	3,513	0	0	0	160	0	0	7,523	10,920	6,760	0	0	0	0	637	29,513
PCC	192	0	21,126	540	0	0	160	316	7,062	2,760	0	3,989	481	0	0	36,626
SCC	0	1,592	0	0	1,608	1,040	0	0	1,416	0	0	0	0	0	2,688	8,344
SMCC	0	8	1,583	54	0	0	0	0	35	0	0	0	46	0	27	1,752
SWC	826	2,857	95,867	114	0	40	2,597	195	7,484	294	46	0	0	0	3,755	114,075
PAROLE	5,093	302	0	1,828	3,024	110	0	16,388	882	0	143	0	518	0	45	28,333
TOTAL	10,198	9,024	173,316	2,571	74,681	1,553	3,783	35,524	39,408	9,814	343	23,489	1,100	0	17,245	402,047



Photos: Offenders from Slayton Work Camp completing community services projects.

Parole Services Statistics: Caseload by County

The map below shows the number of clients supervised by Parole Services, by county at the end of FY 2019. Kanawha County had the highest case load, followed by Mercer, Cabell, Wood, and Berkeley Counties. Some reasons for these high numbers are the fact that Kanawha and Cabell Counties have high populations compared to the rest of the state, while Berkeley and Mercer border other states and supervise a large number of interstate compact cases.



On June 28, 2019, there were 4136 total clients under the supervision of WVDCR Parole Services. Of those 4136 clients it should be noted that 1275 were out of state cases.

Parole Services Clients by type June 28, 2019.

Client Type	#	%
West Virginia Parolees	2791	67.48%
Out of State Probationers	1098	4.28%
Out of State Parolees	177	26.55%
Mandatory Supervision	70	1.69%
Total	4136	100.00%

Leadership Biographies

Assistant Commissioner: Bureau of Juvenile Services



William Marshall was born in Point Pleasant and graduated from Wahama High School, Marshall University and the W.V. State Police Academy. Marshall began his State Police career in Huntington, where he was awarded the 1995 National Association of Police Organizations (NAPO) West Virginia Police Officer of the Year. He later received Honorable Mention for NAPO National Police Officer of the Year. After a tour of duty in Ripley, Marshall transferred to the Interstate Drug Interdiction Team. He was then selected to work on the W.V. Worker's Compensation Fraud Task Force. He also spent time assigned to the drug task forces in Charleston and Parkersburg.

Such distinguished service led to Marshall's selection to the IRS Criminal Investigation Division's Fraud Task Force, working out of the U.S. Attorney's Office for the Southern District of West Virginia in Charleston. While there, he received commendations for outstanding investigative work. He also received a deputation from the U.S. Marshal's Service. Marshall was promoted to Sgt. in 2006 and named Commander of the Pleasants County Detachment. He then served as Commander of the Wood County Detachment before being selected as the Deputy Director of Traffic Records at State Police Headquarters, working with the Governor's Highway Safety Program.

In 2010, Marshall returned to Wood County and resumed command there until the conclusion of his career in July 2017. He retired with more than 25 years of service with the West Virginia State Police. Following his retirement, Military Affairs and Public Safety Cabinet Secretary, Jeff Sandy, chose Marshall as the Cabinet Department's first Director of Corrections Investigations. It was while performing those duties that Governor Jim Justice appointed Marshall as Director of the former legacy agency, Division of Juvenile Services. Under the newly formed Division of Corrections and Rehabilitation, He now serves as the Assistant Commissioner of the Bureau of Juvenile Services. Asst. Commissioner Marshall oversees Denny Dodson, Chief of Juvenile Operations which in addition to the Juvenile Facilities includes the following Youth Reporting Centers:

- Brooke/Hancock County Youth Reporting Center
- Boone/Logan Youth Reporting Center
- Cabell County Youth Reporting Center
- Fayette County Youth Reporting Center
- Greenbrier Youth Reporting Center
- Harrison County Youth Reporting Center
- Jackson County Youth Reporting Center
- Jefferson County Youth Reporting Center
- Kanawha County Youth Reporting Center
- Lincoln County Youth Reporting Center
- Marion County Youth Reporting Center
- Mason County Youth Reporting Center
- Mercer County Youth Reporting Center
- Pocahontas County Youth Reporting Center
- Putnam County Youth Reporting Center
- Raleigh County Youth Reporting Center
- STARS Youth Reporting Center
- Wood County Youth Reporting Center
- Wetzel-Tyler Youth Reporting Center

Juvenile Facilities

Facility: J.M. Chick Buckbee Juvenile Center



County: Hampshire
Population: 10
Superintendent: Barbara Spaid
Mission: Detention/Commitment/Rehabilitation. 8 Bed Detention for males up to age 21.

Facility: Donald R. Kuhn Juvenile Center



County: Boone
Population: 17
Superintendent: Brian Semenie
Mission: Commitment/Rehabilitation facility for males up to age 21.

Facility: Gene Spadaro Juvenile Center



County: Fayette
Population: 25
Superintendent: Timothy Meadows
Mission: Detention Residents only.

Facility: Lorrie Yeager Juvenile Center



County: Wood
Population: 29
Superintendent: Travis White
Mission: Detention Facility. 24 Bed facility.

Juvenile Facilities

Facility: Kenneth “Honey” Rubenstein Juvenile Center



County: Tucker
Population: 43
Superintendent: Dan Dilly
Mission: Commitment/Rehabilitation. 56 bed Rehabilitation facility houses adjudicated low risk males between ages 15-21.

Facility: Ronald Mullholland Juvenile Center



County: Ohio
Population: 22
Superintendent: Linda Scott
Mission: Operated by Youth Services System. Commitment/Rehabilitation and Detention Facility. 10 Bed Detention facility for males and females up to age 21.

Facility: Robert L. Shell Juvenile Center



County: Cabell
Population: 19
Superintendent: John Marchio
Mission: Diagnostic, Detention and Commitment/Rehabilitation Facility. Various assessments conducted to determine appropriate individual needs.

Facility: Sam Perdue Juvenile Center



County: Mercer
Population: 8
Superintendent: Gary Patton
Mission: Commitment/Rehabilitation Facility. 20 Bed Sexual Offender Program for males ages 13-20.

Juvenile Facilities

Facility Tiger Morton Juvenile Center



County: Kanawha

Population: 20

Superintendent: Jeremy Dolin

Mission: Commitment/Rehabilitation and Detention Facility.

Facility Vicki Douglas Juvenile Center



County: Berkeley

Population: 25

Superintendent: Bobby Levering

Mission: Detention Facility.

Leadership Biographies

Assistant Commissioner: Training & Staff Development Bureau



Scott Patterson graduated from West Liberty State College with a Bachelor of Science Degree in Criminal Justice in 1992, where he began his career in Corrections at the West Virginia Corrections Academy as an intern during his senior year. He gained permanent, full-time employment as a Correctional Officer at the West Virginia Penitentiary in 1992; while at the Penitentiary, he also served as a Counselor and then acting Unit Manager of the segregation unit. In 1994, Scott began working for the Academy as an Institutional Training Officer assigned to the newly-constructed Mount Olive Correctional Complex, a position he held until 1995 when he became a Case Manager at Mount Olive. He remained at Mount Olive until 1998, serving as a Unit Manager and then Director of Classification.

In 1998, he was appointed as Warden of the Anthony Correctional Center, where he served until 2007; during his tenure at Anthony, he was placed on temporary duty assignment in McDowell County as the Warden of the Stevens and Welch Correctional Center from October 2006 until May 2007. In July 2007, he left the Division of Corrections and deployed to Iraq as a contractor to the U.S. Department of Justice, helping that country rebuild its corrections system to operate in accordance with international standards for the humane treatment of prisoners and the rule of law. He returned from Iraq in July 2009 and, after a brief hiatus, accepted employment as a Child Protective Services Worker with the WV Department of Health and Human Resources in March 2010, a position he held until March 2011 when he was once again appointed as Warden of the Anthony Correctional Center. In December 2014, he became the WV DOC Senior Director of Compliance and Audits, and held that position until January 2017, when he became the Director of Training. In May 2017, he was assigned as the Acting Assistant Commissioner – Operations, and he held that position until July 2018 when he was appointed the Division of Corrections and Rehabilitation’s Assistant Commissioner for the Bureau of Training and Staff Development.

Leadership staff under this Bureau include, Ralph Terry, Chief Training Operations, James Day, Academy Manager, Eric Ashcraft, Field Training Manager and Robert Browning, Juvenile Training Manager.



Leadership Biographies

Assistant Commissioner: Intergovernmental Affairs Bureau



Mr. David Farmer began his career with the WVRJA in February 2002 as the Director of Inmate services at the South Central Regional Jail in Charleston, WV. He was appointed as the Administrator of the Southwestern Regional Jail in Logan, WV in December of 2011. He remained in that position until being appointed as Director of the Academy/ Deputy Chief of Operations in August 2014. Mr. Farmer was appointed Executive Director of the Regional Jail and Correctional Facility Authority on June 1, 2015. In July 2018, Mr. Farmer was appointed Assistant Commissioner of Intergovernmental Affairs Bureau where he oversees Constituent and Victims Services, Grant Development and Monitoring and the Justice Reinvestment Act.

The Office of **Constituent Services** serves as a liaison between the WV Division of Corrections and Rehabilitation and the community by providing information to address concerns regarding conditions of confinement and delivery of timely information. The role of this office is to provide an avenue for the general public to obtain and express concerns on relative issues to the division. During FY19, this office answered approximately 425 calls/emails regarding issues/concerns of offenders in WVDCR.

The Office of Constituent Services maintains **Employee Grievances** for the Division. The Administrative Hearing Examiner administers the Level I Grievance process for approximately 4000 employees that fall within the Division of Corrections and Rehabilitation. All Level I Grievance Hearing decisions are submitted to the Commissioner of the WV Division of Corrections and Rehabilitation, for review and final sanction. If the Grievant is not satisfied with the Hearing Examiner's response at Level I, the Grievant may appeal to the State Employees Grievance Board.

During the fiscal year 2018-2019, there were approximately eighty-eight Level I grievances filed; eighteen terminations/suspensions, thirteen written reprimands, twenty pay related issues, six scheduling disputes, twelve job position/classification related issues, twelve related to leave/time, and seven in relation to hostile work environment/EEO. Level I outcomes included nine granted, one granted in-part, sixty-six denied, two withdrew, four dismissed, one settled, four waived, and one filed directly to default.

The **Victim Services Program** offers direct services to victims of crime in all 55 counties in West Virginia for the West Virginia Division of Corrections and Rehabilitation. Carla Shirey, is the VSS (Victim Services Specialist) and provides services to victims by registering them in the OIS data base and registering them with the WV Victim Notification Everyday (VINE) notification program. The VINE program offers notification of the Offender's movement throughout the incarceration process of the WVDCR. The VINE Notification System is now offered in all WVDCR Facilities including 15 State Prisons and 10 Regional Jails. The VSS shares the OIS Inmate files with the Parole Board to provide Parole Notification. The VSS provides services by offering information regarding corrections and the parole process by communicating with victims daily by phone calls and direct contact by attending parole hearings. An important role provided to victims by the VSS, is attending parole hearings with victims. By supporting victims at parole hearings, the VSS is ensuring the victim's rights in the role of involvement of Community Justice within the WVDCR.

During FY19, Ms. Shirey has provided direct services to 691 victims of crime. Part of the services included attending 122 parole hearings with victims of all types of crime. While targeting the underserved population of victims of homicide in West Virginia, Carla has assisted 210 families of victims of homicide. In addition, the VSS has Victim Services Representatives (VSR's) staff on-site at WVDCR facilities that are also trained to offer direct services.

Fiscal & Budget Statistics

Prisons General Revenue by Category FY19	Expenditures	% Of Budget Expended
Personnel Services (Payroll)	\$72,657,322	33.61%
Annual Increment	\$937,178	0.43%
Inmate Payroll	\$1,874,227	.87%
Employee Benefits	\$26,091,233	12.07%
Utilities	\$7,617,946	3.52%
Food	\$7,864,325	3.64%
Other Operating Expenses	\$16,353,382	7.56%
Repairs & Alterations	\$2,124,852	0.98%
Equipment	\$2,007,340	0.93%
Inmate Medical	\$25,964,049	12.01%
Payments to Regional/County Jails & Federal Bureau of Prisons	\$45,032,383	20.83%
Board of Risk Insurance Premium	\$3,728,303	1.72%
Less Reimbursements	(1,436,957)	-0.66%
Total Expenditures	\$210,815,583	97.51%

Average Cost Per Inmate for FY 2019: \$30,866 Average Cost Per Day = \$84.56

(Includes all expenditures \$210,815,583 / average population 6830 and includes food/medical costs)

Jails General Revenue by Category FY19	Appropriated	Spec Rev	Total	% of Budget Expended
Personnel Services (Payroll)	\$ 1,134,723	\$ 39,880,125	\$ 41,014,848	39.25%
Annual Increment	\$ 21,741	\$ 274,618	\$ 296,359	0.28%
Employee Benefits	\$ 384,118	\$ 11,616,032	\$ 12,000,150	11.48%
Utilities	\$ 18,661	\$ 5,982,670	\$ 6,001,331	5.74%
Food	\$ 2,586	\$ 5,110,824	\$ 5,113,410	4.89%
Other Operating Expenses	\$ 412,799	\$ 7,854,587	\$ 8,267,386	7.91%
Repairs & Alterations	\$ 122	\$ 1,013,730	\$ 1,013,852	0.97%
Equipment	\$ 17,160	\$ 198,877	\$ 216,037	0.21%
Inmate Medical	\$ -	\$ 16,562,690	\$ 16,562,690	15.85%
Bond Payments	\$ 8,814,885	\$ 3,800,000	\$ 12,614,885	12.07%
Board of Risk Insurance Premium	\$ 16,459	\$ 1,382,546	\$ 1,399,005	1.34%
Total Expenditures	\$ 10,823,254	\$ 93,676,699	\$ 104,499,953	100.00%

Juveniles General Revenue by Category FY19	Expenditures	% Of Budget Expended
Personnel Services (Payroll)	\$ 20,018,075	48%
Annual Increment	\$ 218,246	0.53%
Employee Benefits	\$ 7,522,790	18.18%
Utilities	\$ 791,305	1.91%
Food	\$ 716,638	1.73%
Other Operating Expenses	\$ 6,400,186	15.47%
Repairs & Alterations	\$ 392,281	0.95%
Equipment	\$ 325,155	0.79%
Inmate Medical	\$ 4,453,758	10.76%
Board of Risk Insurance Premium	\$ 178,630	0.43%
Less Reimbursements	\$ 65,523	0.16%
Total Expenditures	\$41,082,586	99%

Adult Prison Statistics

County Spotlights : # of prison inmates incarcerated by county on or around June 30 of the last 10 years

County	2010	2011	2012	2013	2014	2015	2016	2017	2018	2019
Barbour	52	55	49	43	37	41	56	77	69	72
Berkeley	288	305	288	328	301	308	309	296	323	344
Boone	98	89	110	120	120	110	95	93	91	91
Braxton	79	80	86	71	68	65	67	55	78	78
Brooke	59	77	73	62	69	63	75	79	72	69
Cabell	410	424	445	494	462	499	492	503	492	510
Calhoun	13	19	17	18	14	23	22	18	24	31
Clay	24	33	40	33	35	47	41	38	61	45
Doddridge	21	24	27	24	22	22	25	19	21	23
Fayette	212	235	241	251	260	244	239	248	249	246
Gilmer	19	20	31	32	28	36	32	27	28	34
Grant	58	58	74	65	50	43	41	45	43	49
Greenbrier	126	126	136	146	119	150	144	121	118	116
Hampshire	64	64	65	73	78	87	90	96	102	105
Hancock	108	108	96	99	99	96	115	120	114	95
Hardy	35	35	38	42	29	41	48	43	58	43
Harrison	238	250	272	273	297	278	324	322	327	355
Jackson	97	108	135	141	123	121	107	101	95	98
Jefferson	99	80	68	84	86	90	99	102	121	124
Kanawha	755	835	837	820	743	742	761	754	743	764
Lewis	51	53	54	48	64	70	80	74	68	80
Lincoln	49	42	52	43	53	70	85	98	92	93
Logan	169	205	171	175	156	162	148	169	128	130
Marion	167	197	203	207	192	179	190	195	185	195
Marshall	78	94	103	88	79	87	87	95	92	105
Mason	98	106	105	104	70	78	95	84	77	65
McDowell	111	108	115	102	102	99	108	97	101	96
Mercer	434	445	444	454	460	446	418	377	389	342
Mineral	49	69	77	73	63	62	57	58	57	55
Mingo	186	171	157	173	123	136	123	111	124	111
Monongalia	179	197	217	220	221	233	216	229	238	261
Monroe	31	35	52	56	63	56	60	55	49	48
Morgan	73	70	76	89	89	83	72	90	85	86
Nicholas	144	131	115	120	120	120	100	93	96	97
Ohio	250	277	279	271	244	220	203	219	205	194
Pendleton	38	41	38	32	32	28	24	34	30	34
Pleasants	8	5	13	6	13	12	14	11	14	24
Pocahontas	13	12	17	12	14	15	16	26	17	22
Preston	80	93	95	85	74	85	85	83	110	94
Putnam	128	124	140	135	132	138	147	124	137	135
Raleigh	278	276	278	294	277	271	311	322	327	302
Randolph	73	70	59	55	79	80	74	89	138	152
Ritchie	25	31	26	25	23	27	26	29	30	52
Roane	47	60	55	61	64	62	70	73	94	99
Summers	48	47	47	76	65	62	52	58	57	68
Taylor	83	96	82	81	58	76	80	89	94	84
Tucker	10	7	4	4	1	3	5	5	9	9
Tyler	22	33	40	32	28	28	39	32	32	22
Upshur	91	100	101	86	108	92	88	106	100	81
Wayne	158	155	171	144	143	173	161	141	183	204
Webster	51	62	74	87	97	116	112	99	85	84
Wetzel	54	45	56	75	65	58	56	62	61	57
Wirt	24	20	23	24	22	16	23	20	23	25
Wood	280	303	322	306	299	316	327	348	368	406
Wyoming	48	52	47	46	49	49	67	62	60	58

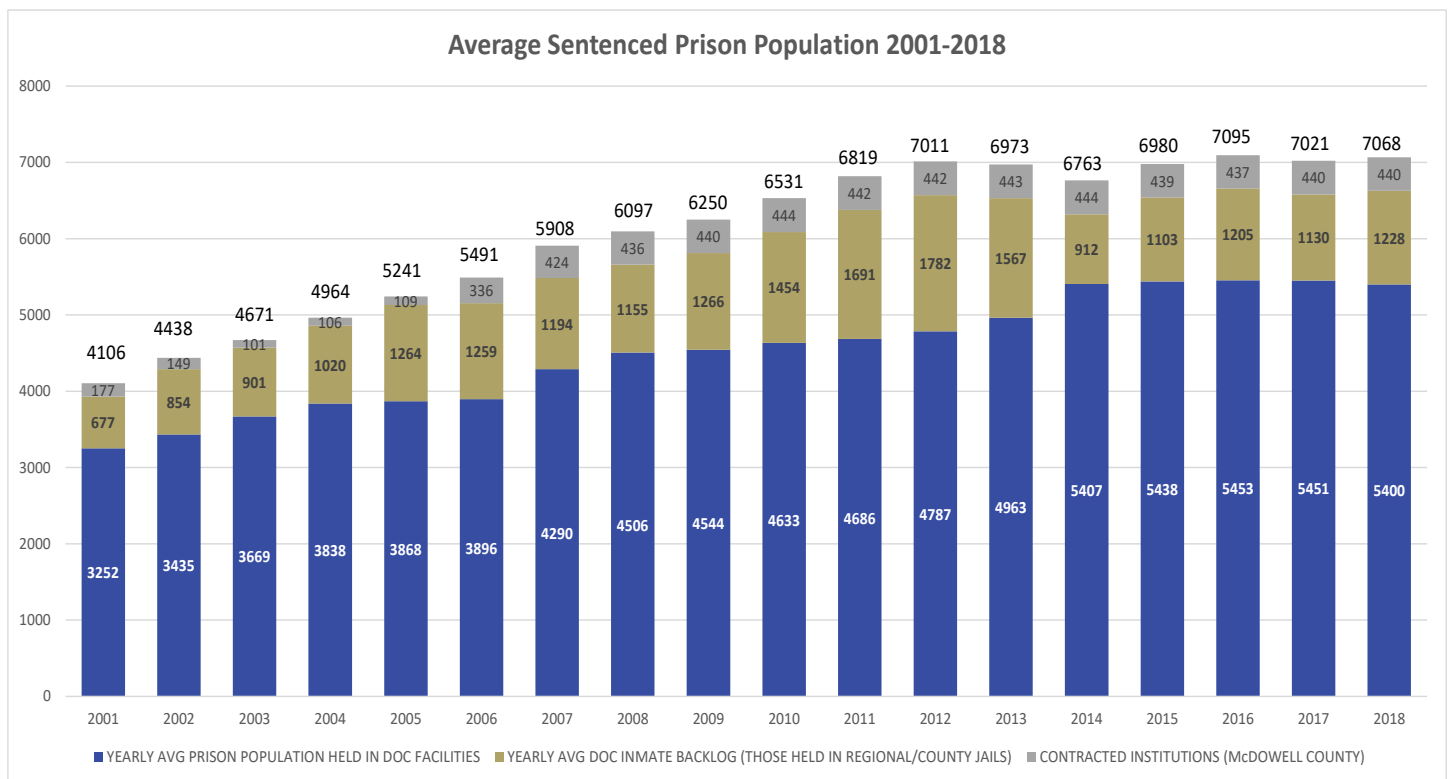
Adult Prison Statistics

The table on the right and the chart below shows the total average sentenced inmate population in WVDCR institutions and the total average sentenced inmate population that have been committed to the WVDCR, but were awaiting prison space in county/regional jails during the past 17 years. During that period, the total inmate population for WVDCR has increased by a total of 2962 inmates.

Inmates that were committed to the WVDCR but were waiting in county/regional jails for bed space in WVDCR facilities increased by a total of 551 inmates since 2001.

The WVDCR also houses inmates in the McDowell County Correctional Center on a per diem contract basis; this population is represented in the “Contracted” column. This segment has increased by 263 inmates in the last 17 years.

Calendar Year	Prisons	Jails	Contracted	Total
2001	3252	677	177	4106
2002	3435	854	149	4438
2003	3669	901	101	4671
2004	3838	1020	106	4964
2005	3868	1264	109	5241
2006	3896	1259	336	5491
2007	4290	1194	424	5908
2008	4506	1155	436	6097
2009	4544	1266	440	6250
2010	4633	1454	444	6531
2011	4686	1691	442	6819
2012	4787	1782	442	7011
2013	4963	1567	443	6973
2014	5407	912	444	6763
2015	5438	1103	439	6980
2016	5453	1205	437	7095
2017	5451	1130	440	7021
2018	5400	1228	440	7068



Adult Prison Statistics

Commitments to WVDCR * Does not include those sentenced to prison but housed temporarily in jail locations.

Month	Regular	Diag	PVT	PVF	PRP	Home Conf. Rev.	Home Conf. Par. Rev.	Prob. Viol. Felony	Prob. Viol. Tech.	ACC	Esc. Returned	Returned As Fit	Com. Cor. Rev.	Sex Off. Rev.	Total
Jul-18	163	2	24	0	23	13	0	0	51	22	0	1	2	2	303
Aug-18	192	2	16	1	23	6	1	0	53	15	0	1	1	5	316
Sep-18	214	4	8	0	8	3	0	0	38	14	0	1	0	5	295
Oct-18	204	2	19	0	37	8	0	2	37	18	1	0	2	2	332
Nov-18	155	1	30	0	23	3	1	1	40	11	0	0	0	4	269
Dec-18	167	6	6	0	20	8	0	0	40	4	0	0	0	2	253
Jan-19	246	12	36	0	23	7	0	1	38	7	1	0	1	4	376
Feb-19	179	4	37	0	31	14	2	0	52	11	0	0	2	2	334
Mar-19	159	6	41	2	32	10	0	0	36	13	0	0	0	6	305
Apr-19	206	5	69	3	39	11	0	0	61	9	3	0	0	6	412
May-19	159	4	64	2	22	9	1	0	30	12	0	1	0	4	308
Jun-19	204	5	52	1	50	19	1	0	36	9	1	0	2	2	382
Totals	2248	53	402	9	331	111	6	4	512	145	6	4	10	44	3885

Abbreviation Guide:

- Regular:** Regular Commitment to a WVDCR facility of an appropriate security level.
- Diagnostic:** Commitment for evaluation purposes in order to assist Judges in making sentencing decisions.
- PVT:** Commitment returning a parolee to prison for a technical revocation.
- PVF:** Commitment returning a parolee to prison for a new felony.
- PRP:** Commitment returning a parolee to prison for a revocation due to pending felony/misdemeanor
- Home Conf. Rev.:** Commitment for revoked home confinement, supervised by local jurisdiction.
- Home Conf. Par Rev.:** Commitment for revoked home confinement - parole.
- ACC:** Commitment to the young adult facility, Anthony Correctional Center.
- Esc. Returned:** Escaped from WVDCR facility and returned to complete sentence.
- Returned as Fit:** Returned by Court to Anthony Correctional Center to complete program.

Releases from WVDCR* Does not include those sentenced to prison but housed temporarily in jail locations.

Month	# of Inmates Paroled	Medical Respite	Conditional Pardon	Full Pardon	Diagnostic Releases*	Escape	Death	# of Inmates Discharged	Court Ordered Release**	Mand. Sup. Rel.	Total
Jul-18	214	0	0	0	3	0	1	55	27	11	311
Aug-18	263	0	0	0	1	2	4	55	24	9	358
Sep-18	234	0	0	0	1	0	3	59	23	8	328
Oct-18	266	0	0	0	2	1	3	63	20	14	369
Nov-18	245	0	0	0	1	0	3	55	32	13	349
Dec-18	254	0	0	0	1	0	6	65	25	13	364
Jan-19	280	0	0	0	2	0	2	51	29	5	369
Feb-19	252	0	0	0	3	1	7	51	22	5	341
Mar-19	245	0	0	0	1	1	3	53	23	11	337
Apr-19	257	0	0	0	0	2	1	44	37	9	350
May-19	241	0	0	0	1	1	4	57	32	3	339
Jun-19	218	0	0	0	4	0	1	56	10	6	295
Totals	2969	0	0	0	20	8	38	664	304	107	4110

***Diagnostic Releases:** Diagnostic commitments to the WVDCR are typically for a temporary period of 60 days after which the inmate is released and reconsidered by the Court.

****COR:** Court Ordered Release; Although an inmate can be released from prison by court order for various reasons, the data in this column typically indicates releases from Anthony Correctional Center, a special young adult correctional institution.

Adult Prison Statistics

The data presented in this report was gathered from the WVDCR Offender Information System (OIS) on June 28, 2019. This report includes data on those inmates in the legal custody of the WVDCR as of June 28, 2019. Unless otherwise noted, each inmate is represented only once in each table by their most serious crime.

	FY2015	FY 2016	FY 2017	FY 2018	FY2019
ABDUCTION					
Concealment Of Minor Child From Custodian In Another State	0	0	1	2	0
Concealment Or Removal Of Minor Child To Deprive Custodian Of Custody	2	3	1	0	2
Threats To Kidnap Or Demand Ransom	3	1	2	3	1
ABDUCTION TOTAL	5	4	4	5	3
ARSON					
Attempt To Commit Arson; Fourth Degree Arson	0	6	2	2	4
Burning, Or Attempting to Burn, Insured Property	0	0	1	0	0
First Degree Arson	30	30	26	21	17
Second Degree Arson	11	10	10	10	14
Starting Fire on Lands of Another	2	1	0	0	0
Third Degree Arson	6	5	5	5	4
ARSON TOTAL	49	52	44	38	39
ASSAULT					
Assault During Commission/Attempt To Commit A Felony	18	16	16	15	14
Battery On A Governmental Representative-2nd Offense	0	2	2	3	5
Battery Police Officers, Etc 2nd Offense	5	1	1	1	2
Domestic Violence - Third Or Subsequent Offense	58	51	58	56	66
Malicious Assault	108	95	85	109	91
Malicious Assault; Police Officers, Etc.	3	2	2	2	2
Stalking; 2nd or Subsequent Offense	0	1	0	3	1
Strangulation	0	0	6	20	32
Unlawful Assault	104	99	95	99	94
Violation of Protective Order	2	0	0	0	2
Wanton Endangerment Involving A Firearm	49	47	65	60	67
ASSAULT TOTAL	347	314	330	368	376
BRIBERY					
Bribery; false claims; conspiracy; criminal penalties	0	0	0	1	1
Bribery Or Attempted Bribery	0	1	1	2	1
BRIBERY TOTAL	0	1	1	3	2
BURGLARY/BREAKING AND ENTERING					
Breaking And Entering	285	274	304	296	277
Breaking And Entering to Remove Equipment	1	2	0	0	2
Burglary By B&E (1-15 Yrs)	357	388	419	440	406
Burglary; Daytime Without Breaking	194	212	203	194	195
BURGLARY/BREAKING AND ENTERING TOTAL	837	876	926	930	880
CHILD ABUSE/NEGLECT					
Abuse Or Neglect Of Incapacitated Adult	2	2	3	5	8
Child Abuse By Parent Resulting In Injury	27	28	25	33	19
Child Abuse By Parent W/ Serious Bodily Injury	14	15	14	10	21
Child Abuse W/ Risk Of Serious Bodily Injury Or Death	13	21	16	14	14
Child Neglect By Parent Resulting In Death	25	24	25	18	15
Exposure Of Children To Methamphetamine	18	14	9	2	6
Gross Neglect Of Child Creating Risk Of Injury Or Death (1-5 Yrs)	53	46	55	40	53
Neglect By Parent, Guardian Or Custodian Causing Bodily Injury (1-3 Yrs)	8	11	8	9	7
Neglect By Parent, Guardian Or Custodian Causing Serious Bodily Injury (1-10 Yrs)	14	14	15	10	10
Parent Or Custodian Permits Death Of Child By Abuse	2	2	2	2	1
Parent, Guardian, Custodian or Other Person in Position of Trust Allowing Sexual Abuse of Child over 16 By Another	2	3	0	0	0
CHILD ABUSE/NEGLECT TOTAL	178	180	172	143	154

Adult Prison Statistics

	FY2015	FY 2016	FY 2017	FY 2018	FY 2019
COUNTERFEITING/FORGERY					
Counterfeiting	7	9	7	6	4
Forge/Counterfeit Documents/Plates	0	2	1	0	1
Forgery Of Public Record, Certificate	4	5	6	6	8
Forgery/Counterfeiting/Etc Of Lottery Tickets	0	0	4	1	1
Forging Or Uttering Other Writing; Penalty	192	173	172	171	150
Possession of Counterfeit With Intent to Utter-Ten or More Notes	0	2	1	0	1
COUNTERFEITING/FORGERY TOTAL	203	191	191	184	165
DESTRUCTION/DAMAGE/VANDALISM OF PROPERTY					
Damage Or Destruction Of Railroad Or Public Utility Company Property (1-3 Yrs)	0	0	1	0	1
Destruction/Damage/Vandalism, Removal, Injury To or Destruction of Property	0	0	2	0	0
Removal, Injury To Or Destruction Of Property	25	21	14	28	18
DESTRUCTION/DAMAGE/VANDALISM OF PROPERTY TOTAL	25	21	17	28	19
DRUG/NARCOTIC OFFENSES					
2nd Offense; Poss. Of Ephedrine, Pseudoephedrine	1	1	0	0	0
Bringing a Controlled Substance into a Jail	0	0	1	0	0
Conspiracy to Manuf., Del., Poss. w/Int. to Del Cont'd Subs. (determinate term 2 up to 20 years)	0	0	0	1	33
Distribution By Persons Age 18 Or Older W/I 1000 Feet Of School Sch I,ii Narcotic	6	4	4	5	5
Distribution By Persons Age 18 Or Older W/I 1000 Feet Of School Sch I,ii, iii, Non-Narcotic	1	1	0	0	1
Distribution to Persons Under the Age of 18 Sch I, II Narcotic	1	0	0	1	0
Drug Delivery resulting in death; failure to render aid	0	0	0	4	9
Drug Offense 2nd Or Subsequent Offense	5	5	5	4	2
Manufacture/Deliver Counterfeit I,ii Controlled Narcotic Substance	8	12	10	6	2
Manufacture/Deliver Counterfeit I,ii,iii Controlled Substance	8	49	169	180	75
Manufacture/Deliver Counterfeit Iv Controlled Substance	3	5	3	3	8
Manufacture/Deliver Sch I,ii Controlled Narcotic Substance	350	305	276	234	262
Manufacture/Deliver Sch I,ii,iii Controlled Substance	190	228	178	340	385
Manufacture/Deliver Sch Iv Controlled Substance	13	21	17	19	19
Obtain Controlled Substance By Fraud, Etc	14	12	7	6	2
Operate or Attempt to Operate a Clandestine Drug Lab	0	0	1	0	0
Operating Or Attempting To Operate Clandestine Drug Laboratories; Offenses; Penalties	162	143	107	135	72
Possession of Controlled Substance with Intent to Deliver	0	0	0	1	3
Possession Of Precursor To Manufacture Methamphetamine	24	20	18	24	12
Transportation Of Sch I,ii Narcotic Controlled Substance	3	6	4	2	1
Transportation Of Sch I,ii,iii Controlled Substance	1	2	2	1	0
Unlawful manufacture, delivery, transport into state, or possession of fentanyl	0	0	0	0	2
DRUG/NARCOTIC OFFENSES TOTAL	790	814	802	966	893
DUI					
Driving While License Suspended Or Revoked; Driving While License Revoked For Driving Under The Influence	45	54	45	50	57
DUI Causing Serious Bodily Injury	0	0	0	6	18
Dui - Third Offense	59	37	45	53	59
DUI 2nd Offense	0	0	1	0	0
Fleeing From Officer; Vehicle - Dui - Felony	23	25	23	27	15
DUI TOTAL	127	116	114	136	149
EMBEZZLEMENT					
Embezzlement - Banking Institution	8	8	11	6	10
Embezzlement By Carrier Or Other Person	0	4	6	8	11
EMBEZZLEMENT TOTAL	8	12	17	14	21
EXTORTION/BLACKMAIL					
Extortion	1	0	0	1	0
EXTORTION/BLACKMAIL TOTAL	1	0	0	1	0
FRAUD					
Access Computer Fraudulently Obtain Money, Etc.	4	2	4	2	2
Attempt Fraudulent Use, Traffic Credit Card To Purchase Goods	3	3	2	0	1
False Statement/False Representation	0	1	0	0	0
Falsifying Accounts	0	0	1	0	1
Financial Exploitation of an Elderly Person (2-20 Yrs)	0	0	0	0	2
Forgery Credit Card	11	15	10	9	6
Fraud With Access Device - Felony	59	65	63	67	77
Fraudulent Claims to Insurance Companies	2	5	0	3	2
Fraudulent Schemes	18	20	24	25	24
Grand Larceny By False Pretenses	0	0	0	0	2
Misappropriation Of Elderly Person'S Funds (2-10Yrs)	0	4	2	0	4
Misappropriation Of Elderly Person'S Funds (5-15Yrs)	0	0	1	0	0
Obtaining Money, Property Services By False Pretenses	14	15	9	15	15
Taking Identity Of Another Person; Penalty	4	3	3	6	6
Unlawful Expenditure or Dissipation of Funds of An Incapacitated Adult By A Caregiver	3	0	2	2	3
Welfare Fraud - Felony	3	2	3	1	0
FRAUD TOTAL	121	136	124	130	145

Adult Prison Statistics

	FY2015	FY 2016	FY 2017	FY 2018	FY 2019
HOMICIDE					
2nd Offense Of Murder	0	0	1	1	1
Attempt To Commit A Felony Punishable W/Life	2	4	3	3	0
Attempt To Kill Or Injure By Poison	1	1	1	0	1
Convicted Twice Before (Habitual)	16	15	14	10	10
Death Of A Child By Parent, Guardian By Child Abuse	22	20	21	19	20
Dui With Death - Reckless Disregard - Felony	20	26	24	28	24
First Degree Murder	597	653	655	630	648
Involuntary Manslaughter; Penalty	0	0	1	1	1
Murder Of A Child By A Parent, Guardian Or Custodian Or Other Person By Refusal Or Failure To Supply	3	4	4	6	7
Second Degree Murder	187	181	179	183	180
Voluntary Manslaughter	63	65	66	61	62
HOMICIDE TOTAL	911	969	969	942	954
KIDNAPPING/ABDUCTION					
Abduction Of Person, Kidnapping/Concealing Child For Other Purposes	36	36	35	30	25
Abduction Of Person, Kidnapping/Concealing Child W/Purpose Of Defiling	25	27	26	12	22
Abduction Of Person, Kidnapping/Concealing Child	0	1	5	6	13
Penalty For Kidnapping - Life W/Mercy	15	16	18	17	18
Penalty For Kidnapping - Life W/O Mercy	2	2	2	3	3
Penalty For Kidnapping Where Victim Returned Unharmed After Ransom	5	6	4	5	3
Penalty For Kidnapping Where Victim Returned Unharmed Before Ransom Paid	15	17	16	9	9
KIDNAPPING/ABDUCTION TOTAL	98	105	106	82	93
LARCENY/THEFT OFFENSES					
Grand Larceny	351	389	357	378	370
Second Conviction For Petit Larceny	1	1	1	0	1
Shoplifting - 3rd Offense	47	61	68	72	71
LARCENY/THEFT OFFENSES TOTAL	399	451	426	450	442
MOTOR VEHICLE THEFT					
Theft of Rental Vehicle; Penalty	0	0	0	0	1
Unlawful Taking Of Vehicle	0	1	2	0	1
MOTOR VEHICLE THEFT TOTAL	0	1	2	0	2
OTHER					
Accessory	2	0	1	4	1
Aiding Escape	1	0	0	1	2
Altering/Changing Manufacturer'S Serial Number On Motor Vehicle	1	0	1	1	0
An Inmate Of Jail/Corr Facility Possessing Poison, Dangerous Material, Controlled Subs	1	2	3	3	10
Attempt To Commit A Felony Punishable W/Term Less Than Life	194	134	126	96	130
Concealment Of Deceased Human Body	0	1	3	4	3
Conspiracy To Commit A Felony	366	243	201	190	215
Cruelty To Animals	4	4	4	5	5
Disarming Officer Acting In Official Capacity	5	3	4	1	4
Disinterment Or Displacement Of Dead Body Or Part	1	1	1	1	0
Engaging In Organized Criminal Enterprise	0	0	1	1	1
Escape From Custody Of Division Of Corrections	2	6	4	5	14
Escape From Custody Of The Director Of Juvenile Services	1	0	2	3	4
Escape Of Persons In Custody Of Jail	6	5	9	7	8
Fail Pay Child Support	0	0	1	0	0
Fail To Register/Provide False Info Person Required To Register For 10 Yrs-3Rd Offense (5-25 Yrs)	0	1	1	1	0
Fail To Register/Provide False Info Person Required To Register For Life-2Nd Offense (10-25 Yrs)	0	1	4	5	6
Failure To Appear After Having Been Released On Bond	13	8	11	18	24
Failure To Meet An Obligation To Provide Support To Minor	7	7	7	9	5
Failure To Register/Change Registration Child Abuse	0	1	6	7	7
Failure To Register/Provide False Info As Sexually Violent Predator (2-10 Yrs)	1	3	2	3	2
Failure To Register; Felony Penalty	79	71	70	93	91
Fleeing From Officer; Vehicle - Death - Felony	1	1	1	0	0
Fleeing From Officer; Vehicle - Felony	36	107	114	118	202
Fleeing From Officer; Vehicle, Injury - Felony	1	1	2	0	12
Home Confinement/Probation Revocation	0	1	1	0	1
Leave Accident Involving Death - Felony	0	2	2	2	0
Malicious Killing Of Animals By Poison	0	1	1	1	0
Motor Vehicle or Special Mobile Equipment without ID	0	0	0	1	1
Obstruction or Removal of Any Part of Railroad	1	0	0	1	0
Offense by Inmate Resulting in 1-5 Yr. Term	1	0	0	0	1
Parole Hold	0	0	1	0	0
Perjury and Subordination of Perjury	0	0	0	0	1
Punishment For Accessory After The Fact	6	0	2	1	2
Punishment For Second or Third Offense of Felony	0	0	0	2	3
Reckless Driving; Penalties	0	1	1	2	6
Removal Out of County of Property Securing Claim	1	0	0	0	0
Retaliate -Other Person	0	1	0	1	0
Retaliate - Public Official	3	7	5	4	2
Sale to Prohibited Persons	0	0	1	0	0
Sexual Predator Failure To Register; Felony	4	9	17	10	20
Solicitation To Commit Non Violent Felonies	2	2	0	0	0
Solicitation To Commit Violent Felonies (3-15 Yrs)	0	2	1	1	1
Trespass on State Government Property-With Felonious Intent	0	0	0	1	0
OTHER TOTAL	740	626	611	603	784

Adult Prison Statistics

	FY2015	FY 2016	FY 2017	FY 2018	FY 2019
PORNOGRAPHY/OBSCENE MATERIAL					
Distribution And Exhibiting Of Material Depicting	24	22	14	18	22
Employment Or Use Of Minor To Produce Obscene Matter Or Assist In Doing Sexually Explicit Conduct	0	0	2	1	2
Permits Use Of Minors In Filming Sexually Explicit Conduct	1	0	2	9	3
Photographing Minors In Sexually Explicit Conduct	4	5	4	3	2
Preparation, Distribution Or Exhibition Of Obscene Matter To Minor	5	4	3	2	6
Soliciting A Minor Via Computer	18	21	26	40	33
Use Of Obscene Matter With Intent To Seduce Minor-1st Offense	4	1	2	7	5
PORNOGRAPHY/OBSCENE MATERIAL TOTAL	56	53	53	80	73
PROSTITUTION					
Prostitution-2nd Offense	0	2	0	0	0
PROSTITUTION TOTAL	0	2	0	0	0
ROBBERY					
1St Deg Robbery With Weapons Specification/Att. 1St Deg. Robbery With Weapon (20 year & under sentence)	56	25	26	24	24
1St Deg Robbery With Weapons Specification/Att. 1St Deg. Robbery With Weapon (over 20 year sentence)	0	40	35	32	29
1St Deg Robbery/Attempted 1St Deg Robbery (20 year & under sentence)	418	269	270	245	242
1St Deg Robbery/Attempted 1St Deg Robbery (Over 20 year sentence)	0	169	161	184	166
Aggravated Bank Robbery - Weapon Specification (20 year & under sentence)	0	2	2	1	2
Aggravated Bank Robbery - Weapon Specification (over 20 year sentence)	6	5	5	2	2
Bank Robbery	17	17	14	13	12
Battery Police Officers, Etc... 3rd Offense	1	2	0	0	1
Robbery Or Attempted Robbery; Penalties	5	32	43	6	11
Second Degree Robbery	118	132	128	129	116
ROBBERY TOTAL	621	693	684	636	605
SEX OFFENSE, FORCIBLE					
Imposition Of Sexual Intercourse Or Sexual Intrusion On Incarcerated Persons By Corr. Employee	3	2	2	0	0
Parent, Guardian, Custodian Or Other Person In Position Of Trust Allowing Sexual Abuse Of Child	2	0	4	4	2
Rape	1	1	1	0	0
Sending, Distributing, Exhibiting, Possessing, Displaying Or Transporting Material By A Parent, Guardian	1	1	13	14	17
Sex Abuse 1St Deg (5-25 Yrs)	88	89	92	113	75
Sexual Abuse By Parent, Guardian, Custodian Or Other Person In Position Of Trust To A Child	357	355	366	335	399
Sexual Abuse In The First Degree	147	142	139	151	124
Sexual Abuse In The Third Degree	0	0	2	5	1
Sexual Assault In First Deg (25-100Yrs)	40	45	51	53	58
Sexual Assault In The First Degree	258	258	248	241	223
Sexual Assault In The Second Degree	130	128	131	135	133
SEX OFFENSE, FORCIBLE TOTAL	1027	1021	1049	1051	1032
SEX OFFENSE, NON FORCIBLE					
Incest	51	51	46	55	46
Indecent Exposure 3rd or Subsequent Offense	1	0	0	0	0
Mandatory Sentence for Certain Sex Offenses Against Children	0	0	0	0	1
Revocation Of Sex Offender Supervised Release	34	42	57	62	78
Sexual Assault In The Third Degree	151	148	137	132	129
SEX OFFENSE, NON FORCIBLE TOTAL	237	241	240	249	254
STOLEN PROPERTY					
Bringing Into This State, Receiving Or Disposing Of Stolen Property	7	6	8	6	8
Receiving Or Transferring Stolen Goods	38	46	56	44	45
Receiving Or Transferring Stolen Vehicle	25	19	19	26	30
STOLEN PROPERTY TOTAL	70	71	83	76	83
WEAPON LAW VIOLATION					
Carrying Deadly Weapon Without License Or Other Authorization-2nd Offense	2	1	1	0	1
Criminal Use Of Destructive Device, Explosive Mate	1	1	1	1	0
Delivers Firearm, Drugs, Alcohol, Etc To A Defendant In Jail	0	5	2	3	5
False Reports Concerning Bombs or Other Explosive Devices	0	0	0	0	1
Illegal Possession of Destructive Device/Explosive	1	0	0	1	2
Persons Prohibited From Possessing Firearms	38	36	32	48	68
Possessing Deadly Weapons on Premises of Education	0	1	0	0	1
Threats Of Terrorist Acts/Conveying False Info Re Terrorist Acts/Committing Terrorist Hoaxes	5	4	5	2	5
Transports Firearm, Drugs, Alcohol, Etc Onto Grounds	1	1	6	10	8
Use or presentation of Firearm during Commission of a Felony; penalties	0	0	0	0	2
Wanton Endangerment Involving Destructive Devices	16	2	2	4	1
WEAPON LAW VIOLATION TOTAL	64	51	49	69	94
GRAND TOTAL	6914	7001	7014	7184	7262

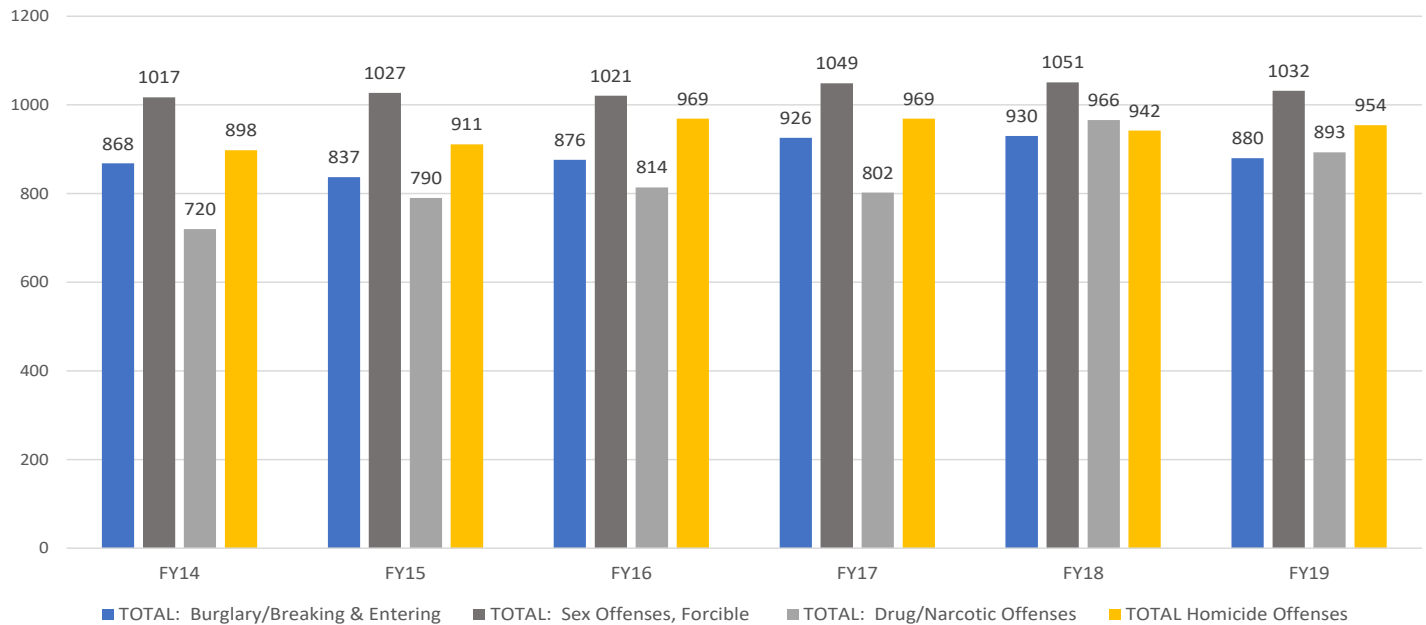
*Note: An error in the 2018 statistics for Attempt to Commit a Felony Punishable with Life-updated in 2019 statistics

Adult Prison Statistics

The following table shows the number and percent of WV prison sentenced offenders by their most serious crime from FY 2014 - FY 2019.

Category	FY 14		FY15		FY 16		FY 17		FY 18		FY 19	
	Number	Percent	Number	Percent	Number	Percent	Number	Percent	Number	Percent	Number	Percent
Abduction/Kidnapping	102	1.5%	103	1.5%	109	1.6%	110	1.6%	87	1.2%	96	1%
Arson	50	0.7%	49	0.7%	52	0.7%	44	0.6%	38	0.5%	39	1%
Assault	376	5.5%	347	5.0%	314	4.5%	330	4.7%	368	5.1%	376	5%
Bribery	0	0.0%	0	0.0%	1	0.0%	1	0.0%	3	0.0%	2	0%
Burglary/B&E	868	12.8%	837	12.1%	876	12.5%	926	13.2%	930	12.9%	880	12%
Child Abuse/Neglect	165	2.4%	178	2.6%	180	2.6%	172	2.5%	143	2.0%	154	2%
Counterfeiting/Forgery	218	3.2%	203	2.9%	191	2.7%	191	2.7%	184	2.6%	165	2%
Destruction/Damage/Vandalism of Property	16	0.2%	25	0.4%	21	0.3%	17	0.2%	28	0.4%	19	0%
Drug/Narcotic Offense	722	10.6%	790	11.4%	814	11.6%	802	11.4%	966	13.4%	893	12%
DUI	122	1.8%	127	1.8%	116	1.7%	114	1.6%	136	1.9%	149	2%
Embezzlement	22	0.3%	8	0.1%	12	0.2%	17	0.2%	14	0.2%	21	0%
Extortion/Blackmail	2	0.0%	1	0.0%	0	0.0%	0	0.0%	1	0.0%	0	0%
Fraud	130	1.9%	121	1.8%	136	1.9%	124	1.8%	130	1.8%	145	2%
Homicide	898	13.2%	911	13.2%	969	13.8%	969	13.8%	941	13.1%	954	13%
Larceny/Theft Offenses	373	5.5%	399	5.8%	451	6.4%	426	6.1%	450	6.3%	442	6%
Motor Vehicle Theft	1	0.0%	0	0.0%	1	0.0%	2	0.0%	0	0.0%	2	0%
Other	714	10.5%	740	10.7%	626	8.9%	611	8.7%	604	8.4%	784	11%
Pornography/Obscene Material	40	0.6%	56	0.8%	53	0.8%	53	0.8%	80	1.1%	73	1%
Prostitution	0	0.0%	0	0.0%	2	0.0%	0	0.0%	0	0.0%	0	0%
Robbery	644	9.5%	621	9.0%	693	9.9%	684	9.8%	636	8.9%	605	8%
Sex Offense, Forcible	1017	15.0%	1027	14.9%	1021	14.6%	1049	15.0%	1051	14.6%	1032	14%
Sex Offense, Non Forcible	206	3.0%	237	3.4%	241	3.4%	240	3.4%	249	3.5%	254	3%
Stolen Property	57	0.8%	70	1.0%	71	1.0%	83	1.2%	76	1.1%	83	1%
Weapon Law Violation	39	0.6%	64	0.9%	51	0.7%	49	0.7%	69	1.0%	94	1%
Totals	6782	100.0%	6914	100.0%	7001	100.0%	7014	100.0%	7184	100.0%	7262	100%

WV DCR Top 4 Crimes by Prison Sentenced Offenders
FY14-FY19



Adult Prison Statistics

Offender Demographics

Sentence Type

Sentence Type	#	%
Habitual Life	60	.83%
Life With Mercy	320	4.41%
Life Without Mercy	292	4.02%
Regular	6590	90.75%
Grand Total	7262	100%

The table above shows inmates by Sentence Type as of June 28, 2019. Life with mercy and life without mercy sentences are typically for first degree murder. However, kidnapping offenses can carry a life without mercy sentence as well. Habitual life offenders are serving life with mercy sentences for repeat offenses. This table includes all WVDCR prison sentenced inmates.

Security Classification

Security Class	#	%
Community	504	8.66%
Minimum	1021	17.54%
Medium	2857	49.08%
Close	450	7.73%
Maximum	545	9.36%
Receiving/Intake	444	7.63%
Grand Total	5821	100%

The security classification breakdown is for those inmates held in WVDCR prisons on June 28, 2019. Inmates classified as Receiving/Intake have not been through the formal classification process and are still assigned to an intake/diagnostic unit. This table **does not** include felons housed in the regional jails sentenced to prison. The remaining four tables on this page depict demographic information for inmates sentenced to the custody of prison, but it **does not** include those housed in regional jails.

Education Level

Education Category	#	%
Did Not Graduate High School	3074	52.81%
High School Diploma	2299	39.49%
Post High School Education	431	7.40%
Unknown	17	.29%
Grand Total	5821	100%

Race & Gender

Race	Gender	#	%
American Indian/Alaska Native	M	3	.05%
	F	1	.02%
Asian	M	2	.03%
	F	2	.03%
Black	M	700	12.03%
	F	27	.46%
Hispanic or Latino	M	23	.40%
	F	2	.03%
Multi-Racial or Other	M	48	.82%
	F	0	.00%
Native Hawaiian or Pacific Islander	M	1	.02%
	F	0	.00%
White	M	4467	76.74%
	F	545	9.36%
Grand Total		5821	100%

Age Category

Age Category	#	%
Under 20	21	.36%
20 - 29	1328	22.81%
30 - 39	1964	33.74%
40 - 49	1318	22.64%
50 - 59	727	12.49%
60 - 69	361	6.20%
70 - 79	90	1.55%
80 and Over	12	.21%
Grand Total	5821	100%

Classes Completed

Class /Programs Category	Number Completing Class
Affective Social Programs	2238
Computer Classes	38
Crime Specific Classes	320
Education Classes	4839
College Courses	211
Parole	53
Pre-Release Preparation Classes	203
Lifeskills Classes	123
Substance Abuse Classes	996
Vocational Classes	537
Total Classes Completed	9558

Jail Statistics

TOP 30 CHARGES FY 2019	
CAPIAS	4434
DOMESTIC BATTERY	3785
OBSTRUCTING	2773
POSS C\S	2071
FUGITIVE FROM JUSTICE	2046
DUI	2029
Grand Larceny	1833
PROBATION VIOLATION	1765
POSSESSION OF CONTROLLED SUBSTANCE	1558
DRIVING REVOKED FOR DUI	1478
TRESPASSING	1446
CONSPIRACY	1446
PETIT LARCENY	1443
DOMESTIC ASSAULT	1405
DESTRUCTION OF PROPERTY	1334
DISORDERLY CONDUCT	1263
OBSTRUCTING AN OFFICER	1248
NO INSURANCE	1202
PUBLIC INTOXICATION	1185
HOME CONFINEMENT VIOLATION	1072
POSS W/INTENT	1066
BURGLARY	1012
BAILPIECE	984
DRIVING SUSPENDED	973
SHOPLIFTING	962
PAROLE HOLD	865
WARRANT	864
BATTERY	806
SEE HARD COPY	782
Breaking And Entering	674

TOP 25 DRUG AND ALCOHOL RELATED CHARGES FY 2019	
POSS C\S	2071
DUI	2029
POSSESSION OF CONTROLLED SUBSTANCE	1558
DRIVING REVOKED FOR DUI	1478
PUBLIC INTOXICATION	1185
POSS W/INTENT	1066
DRIVING SUSPENDED	973
DUI 1ST OFFENSE	639
Manufacture/Deliver Sch I,ii,iii Controlled Substance	512
AGGRAVATED DUI	502
DUI 2ND OFFENSE	495
SIMPLE POSSESSION	467
POSSESSION WITH INTENT	449
POSSESSION WITH INTENT TO DELIVER A CONTROLLED SUBSTANCE	427
DELIVERY OF A CONTROLLED SUBSTANCE	424
POSSESSION OF METH	400
DRIVING REVOKED FOR DUI 3RD	344
DUI CONTROLLED SUBSTANCE	318
POSS MARIJUANA	272
DRIVING REVOKED FOR DUI 2ND	259
DUI WITH DRUGS	258
POSSESSION	254
Manufacture/Deliver Sch I,ii Controlled Narcotic Substance	237
POSSESSION OF MARIJUANA	211
DUI 3RD OFFENSE	197

*Data based off of admissions and include: Convicted felons and misdemeanors, Division of Corrections Inmates, Federal Sentenced and Pretrial Offenders and Pre-trial Felons and Misdemeanors.

Jail Statistics

Admissions and Releases

FACILITY	2015		2016		2017		2018		2019	
	ADMISSIONS	RELEASES	ADMISSIONS	RELEASES	ADMISSIONS	RELEASES	ADMISSIONS	RELEASES	ADMISSIONS	RELEASES
Central	3050	3039	2796	2744	3066	2861	2929	2734	2971	2759
Eastern	5527	5515	5404	5297	5507	5247	5475	5257	4990	4849
North Central	5677	5599	5604	5330	6187	5612	7134	6311	5937	6264
Northern	3447	3384	3070	3055	3053	2800	3154	2899	3361	3089
Potomac Highlands	2410	2483	1850	1964	2402	2247	2352	2195	2228	2102
South Central	6270	6245	6684	6518	7233	6647	7352	6755	7577	6934
Southern	6534	6447	6749	6342	6786	6258	7400	6777	7050	6634
Southwestern	3451	3524	3570	3519	3159	2990	3421	3281	3525	3300
Tygart Valley	2751	2803	2631	2578	3250	3017	3105	2793	3271	2999
Western	6293	6163	6457	6087	6685	6286	6431	5941	6141	5766
TOTAL	45,410	45,202	44,815	43,434	47,328	43,965	48,753	44,943	47,051	44,696

Admissions By Race	Male	Female	Unknown	Blank	Total FY 2019
Blank	34	9	0	6	49
American Indian/Alaska Native	28	3	0	0	31
Asian	36	5	0	0	41
Black	4310	746	0	0	5056
Hispanic or Latino	565	44	0	0	609
Multi-Racial or Other	172	44	0	0	216
Native Hawaiian or Pacific Islander	3	6	0	0	9
White	29681	11357	2	0	41040
Total	34829	12214	2	6	47051

Admissions by Age Group	Total FY 2019
Blank	7
Under 20	1111
20-29	14577
30-39	16704
40-49	9473
50-59	3964
60-69	1066
70+	149

*The statistics on this page include: Convicted felons and misdemeanors, Division of Corrections Inmates, Federal Sentenced and Pretrial Offenders and Pre-trial Felons and Misdemeanors.

Jail Statistics

Average Daily Inmate Population by Fiscal Year

REGIONAL JAIL FACILITY	FY 10	FY 11	FY 12	FY 13	FY 14	FY 15	FY16	FY17	FY18	FY19
Central	279	318	324	319	308	310	310	308	353	355
Eastern	372	423	449	489	429	399	392	475	514	478
North Central	529	574	631	635	587	575	615	658	694	787
Northern	313	324	351	320	285	267	299	307	321	328
Potomac Highlands	258	293	313	303	256	226	257	295	306	288
South Central	457	499	514	529	474	451	478	532	530	580
Southern	491	524	539	556	576	579	581	555	603	633
Southwestern	389	415	470	505	417	410	400	444	511	482
Tygart Valley	363	391	446	503	449	406	444	500	526	515
Western	533	559	609	642	578	587	630	611	736	726
TOTAL	3,984	4,320	4,646	4,801	4,359	4,210	4,406	4,685	5,095	5,172

FY 2019 Average Daily Institutional Inmate Population Report By Type & Gender

RJA FACILITY	DOC Division of Corrections		FP Federal Inmate Pretrial		FS Federal Inmate Sentenced		PTM Pretrial Misdemeanor		CM Convicted Misdemeanor		PTF Pretrial Felon		CF Convicted Felon		Average Daily Total
	Males	Females	Males	Females	Males	Females	Males	Females	Males	Females	Males	Females	Males	Females	
CRJ	71	10	11	2	1	0	38	12	16	3	127	24	31	9	355
ERJ	120	15	38	5	0	0	46	15	27	5	154	37	12	4	478
NCRJ	106	20	10	3	1	0	74	23	50	13	313	68	81	25	787
NRJ	104	21	29	4	0	0	29	8	14	3	88	19	7	2	328
PHRJ	152	8	0	0	0	0	23	7	10	4	51	14	15	4	288
SCRJ	98	13	69	14	3	0	66	20	13	4	203	45	25	7	580
SRJ	153	32	32	4	3	3	62	19	28	8	219	52	14	4	633
SWRJ	216	39	0	0	0	0	33	12	16	3	111	28	18	6	482
TVRJ	68	124	12	4	2	0	42	13	24	3	139	35	36	13	515
WRJ	195	31	7	0	1	0	52	16	32	6	247	45	74	20	726
TOTAL	1283	313	208	36	11	3	465	145	230	52	1652	367	313	94	5172
Total combined	1596		244		14		610		282		2019		407		5172

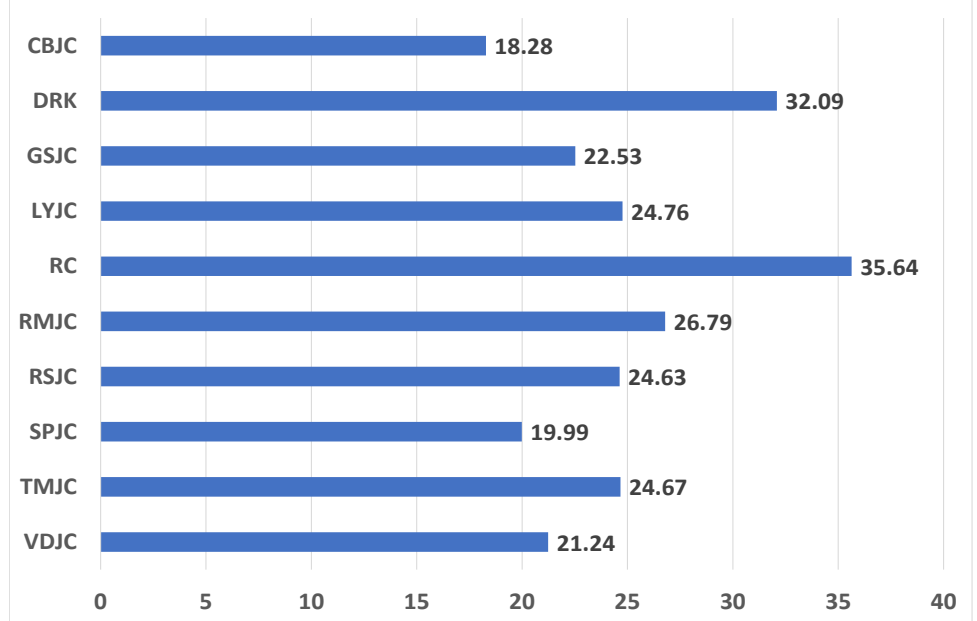
*The statistics on this page include: Convicted felons and misdemeanors, Division of Corrections Inmates, Federal Sentenced and Pretrial Offenders and Pre-trial Felons and Misdemeanors.

Juvenile Services Statistics

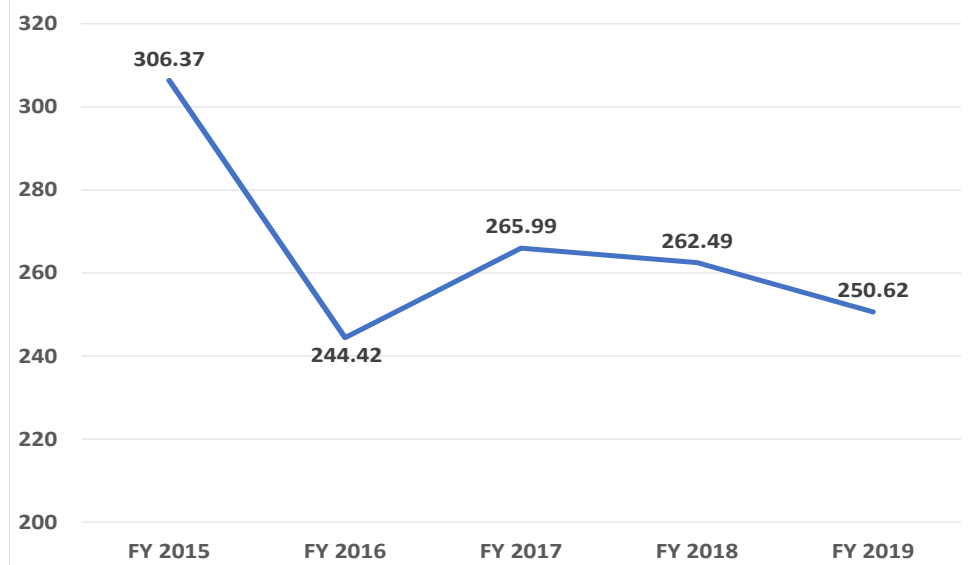
Offenders by County of Jurisdiction on 6/28/19

County	2019
Barbour	3
Berkeley	12
Boone	9
Braxton	1
Brooke	4
Cabell	20
Calhoun	5
Clay	2
Doddridge	1
Fayette	2
Gilmer	1
Grant	2
Greenbrier	2
Hampshire	7
Hancock	1
Hardy	6
Harrison	9
Jackson	6
Jefferson	4
Kanawha	20
Lewis	1
Logan	1
Marion	6
Marshall	1
Mason	3
McDowell	2
Mercer	9
Mineral	4
Mingo	2
Monongalia	4
Monroe	1
Morgan	2
Nicholas	1
Ohio	3
Pendleton	1
Pleasants	3
Pocahontas	1
Preston	5
Putnam	5
Raleigh	8
Randolph	4
Ritchie	1
Roane	5
Summers	1
Taylor	1
Tucker	3
Tyler	1
Webster	3
Wetzel	1
Wirt	1
Wood	15
Wyoming	3

FY 19 Average Daily Population

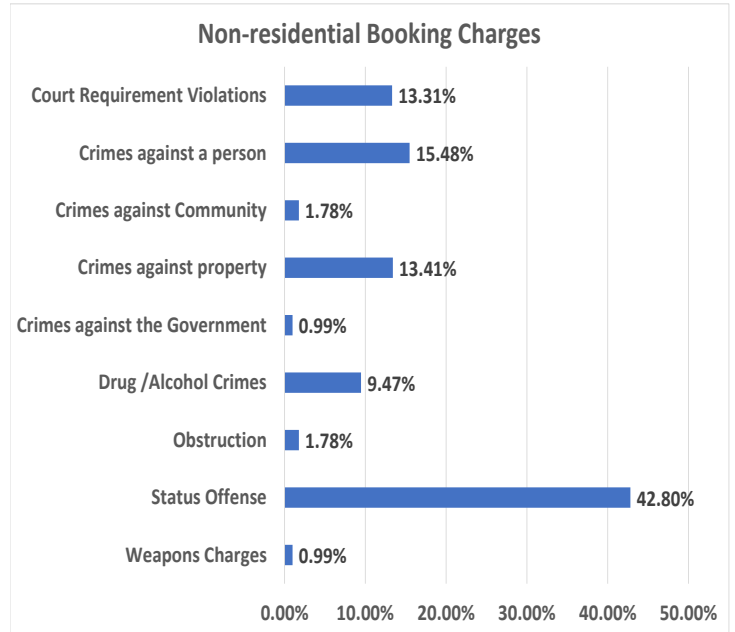
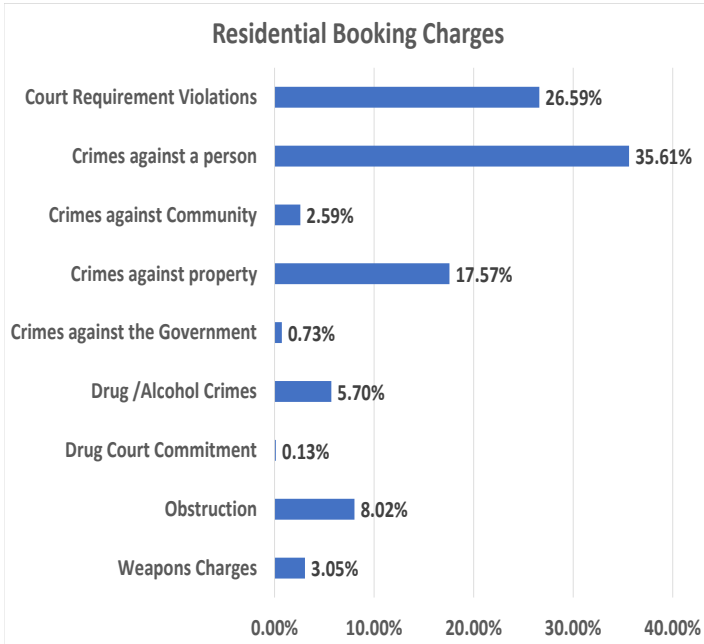


Average Daily Population, FY 2015 - FY 2019

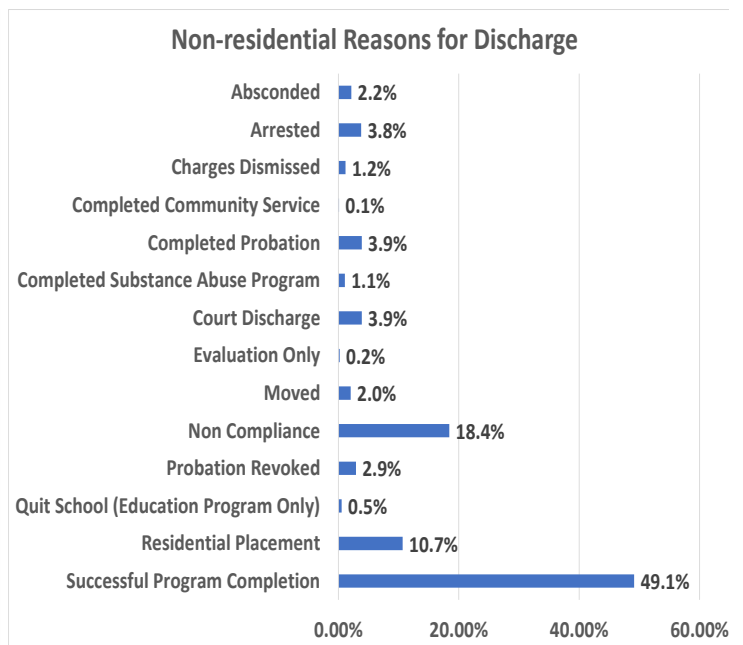
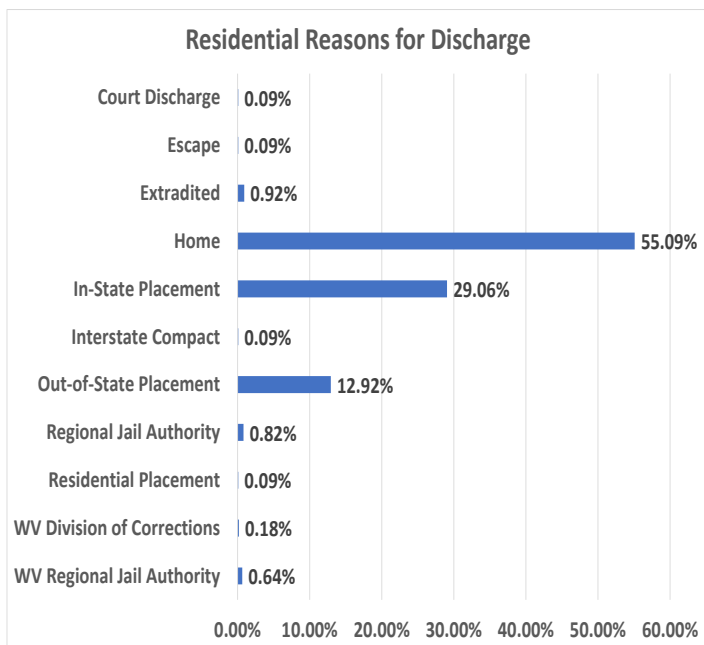


Juvenile Services Statistics

Bookings FY2019



Discharges FY 2019



Juvenile Services Statistics

Crime	FY2019
Court Requirement Violations	46
Bond Revocation: Failure To Appear	1
Capias	12
DV: Violation Of Protective Order	1
Failure To Appear For A Felony	1
Failure To Appear For Misdemeanor	1
Improvement period	1
Probation Violation	17
Violate Home Conf/Alternative Sentence	1
Violation Of Improvement Period	3
Violation Of Probation	8
Crimes against a person	107
Assault on Police Officer	2
Assault Or Battery: Domestic 2nd	2
Assault: Domestic	9
Assault: Emergency Personnel	1
Assault: Public Official Unlawful	1
Assault: School Employee	4
Assault: Simple	2
Battery	16
Battery: Against Officer/Official/Employ	1
Battery: Domestic	20
Battery: Public Official 2nd-3rd Offense	1
Child Pornography	2
Domestic Violence: No Injury/Weapon	2
Malicious Wounding	2
Murder: 1st Degree Or Attempt	2
Murder: 2nd Degree Or Attempt	1
Robbery: 1st Deg W/Bod Harm Or Weapon	2
Robbery: 1st Deg W/Weapon	3
Robbery: 2nd Deg	1
Sex Offense: Sexual Abuse 1st Degree	7
Sex Offense: Sexual Assault 1st Degree	4
Sex Offense: Sexual Assault 2nd Degree	2
Sex Offense: Sexual Assault 3rd Degree	1
Sexual Abuse	5
Sexual Abuse: 1st Degree	7
Sexual Abuse: 3rd Degree	1
Strangulation	3
Wanton Endangerment: Involving Firearm	3
Crimes against Community	2
Threat/Terror Act; Convey False Info	2
Crimes against property	41
Arson: 1st Deg. Aid/Abet Dwell/Outhouse	1
Arson: 1st Degree-Dwelling Or Outbuildin	1
Breaking & Entering	5
Burglary: Daytime W/O Breaking	3
Credit Card: Fraud/Forg/Pss/Traffic/Trnf	1
Destruction Of Property	10
Fraud: Counterfeit Credit Card	1
Joyriding	1
Larceny: Grand	5
Larceny: Petit	4
Leaving The Scene-Vehicle Damage	1
Stolen Goods: Poss/Rec/Tranf	1
Threats of Terrorist Acts (61-6-24(b))	7
Drug /Alcohol Crimes	10
Cont Sub: Poss/Threat/Oth At School	1
Drug: Intent To Deliver - Sch. V	1
Possession of Marijuana	1
Possession with the Intent to Deliver a Controlled Substance	7
Obstruction	7
Consp/Attmp: To Commit A Felony	1
Contempt: Disobedience/Resist To Officer	1
Fleeing: Officer - Vehicle	2
Fleeing: Officer Non-Vehicle	1
Obstructing: Officer	1
Obstruction	1
Weapons Charges	6
Brandishing Deadly Weapon	1
Carrying a concealed & Deadly Weapon	1
Poss Deadly Weap On School Grounds/Bus	1
Poss. Deadly Weapons/School Prop	2
Weapon: Brandishing Deadly	1
Grand Total	219

Crime Category	FY19	
	Number	Percent
<i>Court Requirement Violations</i>	46	21.00%
<i>Crimes against a person</i>	107	48.86%
<i>Crimes against Community</i>	2	0.91%
<i>Crimes against property</i>	41	18.72%
<i>Drug /Alcohol Crimes</i>	10	4.57%
<i>Obstruction</i>	7	3.20%
<i>Weapons Charges</i>	6	2.74%
Totals	219	100.00%

WV Bureau of Juvenile Services: Residential Race & Gender

6/28/2019

Gender	Count	Percentage
Female	41	18.72%
Male	178	81.28%
Total	219	100.00%

Race	Count	Percentage
American Indian/Alaska Native	1	0.46%
Black Hispanic	2	0.91%
Black Non-Hispanic	29	13.24%
Native Hawaiian/Pacific Islander	1	0.46%
Other	13	5.94%
Other - Hispanic	3	1.37%
White Hispanic	4	1.83%
White Non-Hispanic	166	75.80%
Total	219	100.00%

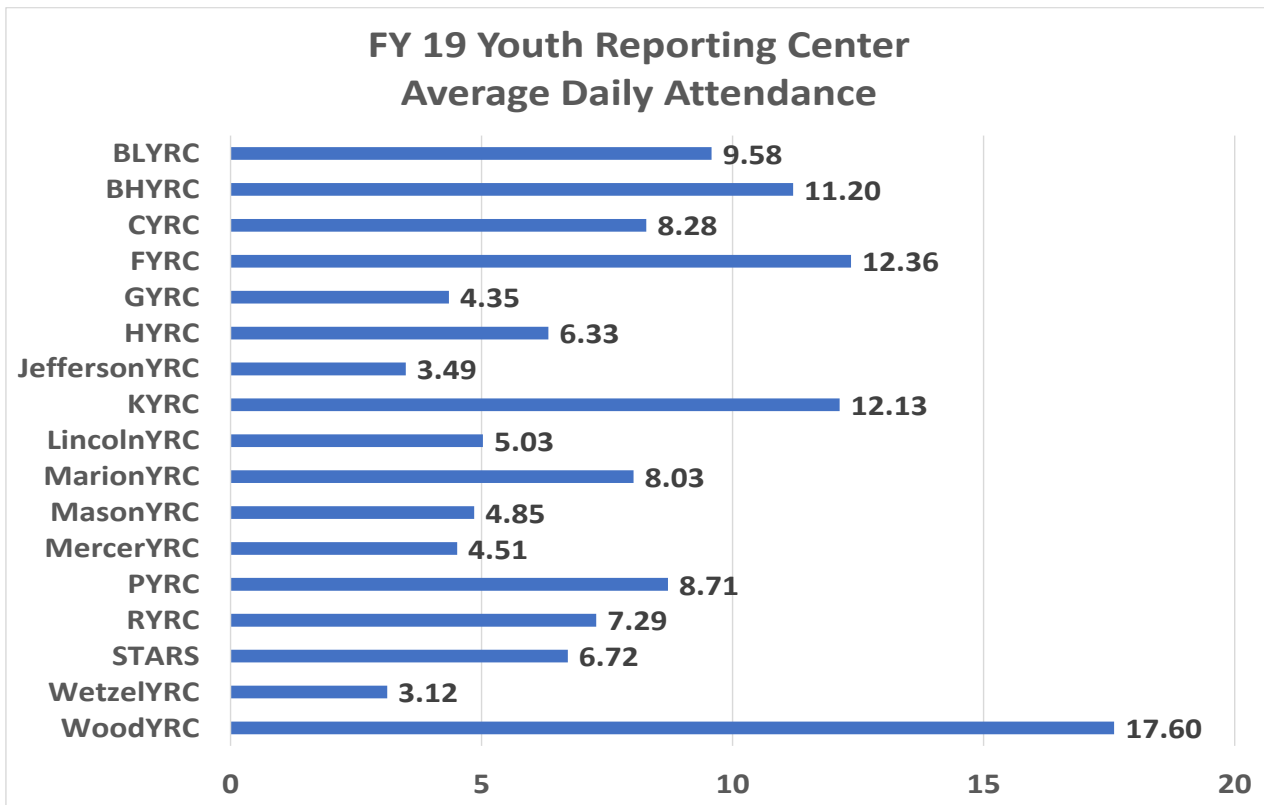
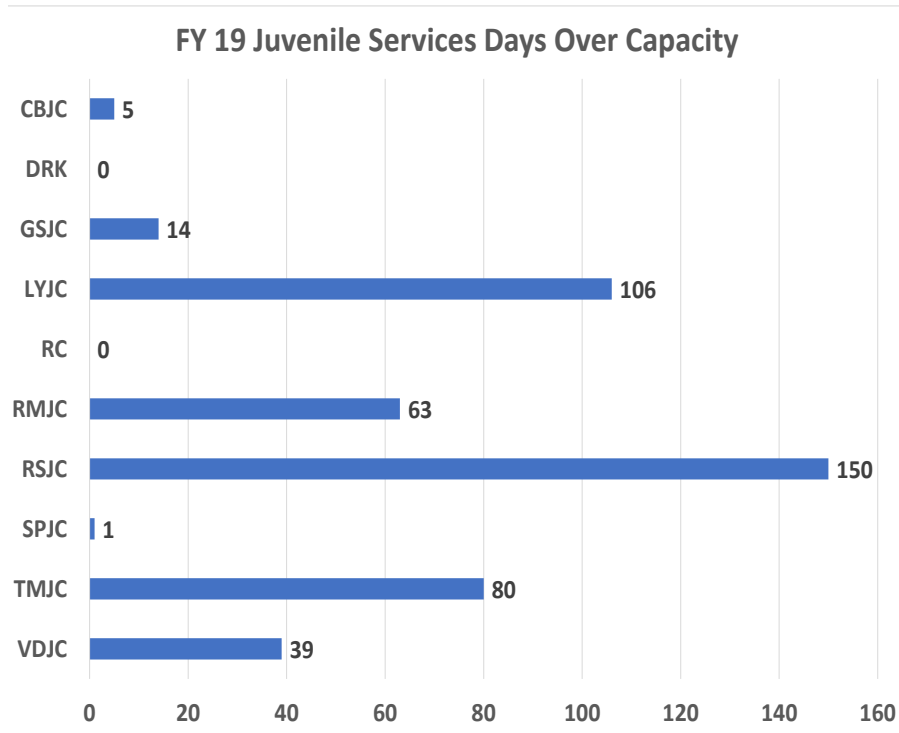
WV Bureau of Juvenile Services: Residential by Age

6/28/2019

Age	Count	Percentage
11	1	0.46%
12	1	0.46%
13	6	2.74%
14	15	6.85%
15	27	12.33%
16	43	19.63%
17	45	20.55%
18	62	28.31%
19	10	4.57%
20	9	4.11%
Total	219	100.00%

*Each juvenile is represented only once, by their most serious crime.

Juvenile Services Statistics



WVDCR Employee of the Year

On May 30, 2019, the WV Division of Corrections and Rehabilitation celebrated their first annual Employee of the Year Ceremony, at the WVDMAPS Professional Development Center in Glenville, WV. This event honored the 2018 Employees of the Year from their respective facility/office, along with a special recognition plaque presented to the family members of fallen officers from Corrections in WV. Congratulations to Bobby Berry, Special Operations, for being selected as Employee of the Year for the entire Division. Please see below for a complete list of award recipients. Pictured below are Bobby Berry, along with Director of Security, Steve Caudill, Deputy Commissioner-Field Services, Paul Simmons, Commissioner Betsy Jividen and Deputy Commissioner-Executive Services, Mike Coleman.



ACC	Jamie Sacra
BCC	Ronald Shelton
CBJC	Brenda Everett
CBS	Krista Cummings
CCC	Bobby Williams
Central Office	Jonathan Huffman
CRJ	Matthew Cochran
DCC	Debbie Walker
DRKJC	David Michael
ERJ	Juan Yancey
GSJC	Karen Crist
HCC	James Barkley
KHRJC	Lora Evans
LCC	Kenneth Greenlee
LYRJ	Travis White
MCC	Jessie Jeans
MCDO/SCC	Beatrice Shelton
MOCC	James Barnhouse
NCC	Denny Morris

NCRJ	Sherry Trickett
NRJ	Gage Justice
Parole Services	Miranda Adams
PBCC	Justin Taylor
PCC	Melissa Schleicher
PHRJ	Peter Kostick
Prison Industries	Jennifer Martin
RSJC	James Roberts
SCC	Deloris Thompson
SCRJ	Aaron Payne
SMCC	Roger Martin
Spec. Ops	Bobby Berry
SPJC	Lisa McGraw
SRJ	Daniel Mills
SWRJ	Ralph Hager
TMJC	Lindsey Gregory
TVRJ	Jessica Wells
VDJC	Sharon Parsons
WRJ	Bruce Wallace

Mock Prison Riot: 2019

History of Mock Prison Riot

In its present form, the Mock Prison Riot (MPR) is a four-day comprehensive law enforcement and corrections tactical and technology tradeshow, including 44,000 square feet of exhibit space, training scenarios, technology demonstrations, certification and other workshops, a Skills Competition, and unlimited opportunities for feedback, networking, and camaraderie on a global scale. What sets the Mock Prison Riot apart from other industry events is the opportunity for practitioners and developers to actually see, touch, deploy, and offer immediate feedback on technologies under realistic conditions.

The first MPR was held on the grounds of the decommissioned West Virginia Penitentiary in Moundsville in 1997 and was executed as part of a federally-funded program of the United States Department of Justice (DOJ), National Institute of Justice (NIJ), Office of Justice Programs (OJP). The program's initial mission was to develop and deploy an active, broad-based national program to assist in the commercialization of innovative technology for use by the law enforcement and corrections (LEC) community. The Mock Prison Riot was born from the program's practice of deploying, demonstrating, and evaluating emerging and existing law enforcement and corrections technologies, as directed by the NIJ. Technology developers and practitioners were brought together, en masse, once a year at the decommissioned WV Penitentiary during the Mock Prison Riot to deploy products in demonstrations and tactical scenarios, thereby garnering immediate and formal feedback and saving time and money in the product development cycle. Over the years, there has been no other means, especially for the corrections industry, for such activities to take place.

In January of 2011, the NIJ announced that it would be eliminating funding entirely for the Mock Prison Riot. In 2012, the West Virginia Division of Corrections and Rehabilitation (WV DCR) and the West Virginia Corrections Training Foundation, a 501(c)(3) non-profit corporation, assumed joint responsibility for the Mock Prison Riot.

2019 Mock Prison Riot Statistics:

-2019 was the 23rd Mock Prison Riot.

-Total attendance for 2019 was 1,233. (Attendance for 2018 was 1,125).

-States represented:

Alaska, Arkansas, Armed Forces Americas, California, District of Columbia, Florida, Georgia, Idaho, Illinois, Indiana, Kentucky, Louisiana, Maine, Maryland, Massachusetts, Michigan, Minnesota, Missouri, New Jersey, New York, North Carolina, Ohio, Oklahoma, Ontario, Pennsylvania, Rhode Island, South Carolina, Tennessee, Texas, Utah, Vermont, Virginia, West Virginia, Wisconsin

-Countries represented:

Antigua, Bahamas, Benin, Dominica, Georgia, Grenada, Guatemala, Guyana, Hong Kong, Israel, Jamaica, Mali, Niger, Pakistan, Poland, Senegal, Singapore, St. Kitts, St. Lucia, St. Vincent, Trinidad & Tobago, Tunisia, USA

-There were 45 exhibitors represented in the technology showcase.

-There were 34 participating teams from around the United States and the world for the Skills Competition and 43 participating teams for the Mock Prison Riot.

-Michigan Department of Corrections won the Skills Competition. A representative from Senegal Prison Service took first place in the Super SWAT Competition.

Mock Prison Riot: 2019

-2019 marked the third year for the Iron Operator Challenge, held in conjunction with the Mock Prison Riot. The Iron Operator Challenge is now sponsored by C2 Tactical Training and Consulting. The winner of the Iron Operator Challenge was FCI Elkton, Ohio from the Federal Bureau of Prisons. There were 17 workshops and lectures.

Federal Collaboration:

The WV DCR, the West Virginia Corrections Training Foundation, and the MPR continues to collaborate with the U.S. State Department, particularly the Bureau of International Narcotics and Law Enforcement (INL). In conjunction with the West Virginia Corrections Training Foundation, the WV DCR has advised the Senegalese Prison Service on how to conduct a scenario-based training event in the Sahel region of Africa. For 2019, the team has consulted with Mali, the next nation in the Sahel that will be hosting an MPR-type training event and Skills Competition.

The WV DCR and the MPR again hosted Acting Deputy Assistant Director Heather Merritt from INL for the 2019 event. DAS Merritt toured the facility and observed workshops, training, and the Skills Competition for the second consecutive year. She met with various representatives of the WV DCR, including Commissioner Betsy Jividen, who participated in a forum regarding women in corrections.

The Mock Prison Riot has been the only event of its kind in the world over the past 23 years, and has contributed millions of dollars to the Northern Panhandle's economy. The event places the State of West Virginia, the WV DCR, and the West Virginia Corrections Training Foundation on the world stage and at the forefront of training and technology in the corrections industry.



WV DCR Facility Directory

11/25/2019

WVDCR Facilities List		
Anthony CC ACC 313 Anthony Center Dr. White Sulphur Springs, WV 24986 <i>Rob Neal</i> 536-3911 FAX: 536-3916	Beckley CC and Jail BCC 111 S. Eisenhower Dr. Beckley, WV 25801 <i>William J. Vest</i> 256-6780 FAX: 256-6782	Charleston CC and Jail CCC 1356 Hansford St. Charleston, WV 25301 <i>Jeff A. Stinnett</i> 340-6921 FAX: 558-1537
Denmar CC and Jail DCC 4319 Denmar Rd. Hillsboro, WV 24946 <i>Mark Williamson</i> 653-4201 FAX: 653-4855	Huttonsville CC and Jail HCC PO Box 1 Huttonsville, WV 26273 <i>Charles Williams</i> 335-2291 FAX: 335-4256	Lakin CC and Jail LCC 11264 Ohio River Rd. West Columbia, WV 25287 <i>J.D. Sallaz</i> 674-2440 FAX: 674-6199
Martinsburg CC and Jail MCC 38 Grapevine Rd. Martinsburg, WV 25401 <i>Scott E. Paugh</i> 267-0156 FAX: 267-0196	Mt. Olive CC and Jail MOCC 1 Mountainside Way Mt. Olive WV 25185 <i>Donnie Ames</i> 442-7213 FAX: 442-7225	Northern CF NCC 112 Northern Regional Correctional Dr. Moundsville, WV 26041 <i>Shawn Straughn</i> 843-4067 FAX: 843-4073
Ohio Co. CC and Jail OCCC 1501 Eoff St. Wheeling, WV 26003 <i>Shawn Straughn</i> 238-1007 FAX: 238-1008	Parkersburg CC and Jail PBCC 225 Holiday Hills Dr. Parkersburg, WV 26104 <i>Aaron Westfall</i> 420-2443 FAX: 420-2477	Pruntytown CC and Jail PCC PO Box 159 Grafton, WV 26354 Records FAX: 265-6130 <i>George Trent</i> 265-6111 FAX: 265-6120
Saint Marys CC and Jail SMCC 2880 N. Pleasants Hwy. St. Marys, WV 26170 <i>Russell Maston</i> 684-5500 FAX: 684-5506	Salem CC and Jail SCC 7 Industrial Blvd. Industrial, WV 26426 Crt. Ords FAX: 782-4285 <i>John Anderson</i> 782-2371 FAX: 782-4816	Stevens CC / McDowell Co. MCDO 795 Virginia Ave. / 50 Court St. Welch, WV 24801 436-8530 FAX: 436-8565 <i>R.S. Mutter</i> 436-5420 FAX: 436-5413
Central RJ and CF CRJ 1255 Dyer Hill Rd. Sutton, WV 26601 <i>Harvey Hawkins</i> 765-7904 FAX: 765-3341	Eastern RJ and CF ERJ 94 Grapevine Rd. Martinsburg, WV 25405 <i>John J. Sheeley</i> 267-0046 FAX: 267-0049	Northern RJ NRJ 112 Northern Regional Correctional Dr. Moundsville, WV 26041 <i>Shawn Straughn</i> 843-4067 FAX: 843-4089
North Central RJ and CF NCRJ 1 Lois Ln. Greenwood, WV 26415 <i>Joe Wood</i> 873-1384 FAX: 873-1381	Potomac Highlands RJ and CF PHRJ 355 Dolan Dr. Augusta, WV 26704 <i>Mike Lawson</i> 496-1275 FAX: 496-7591	South Central RJ and CF SCRJ 1001 Centre Way Charleston, WV 25309 <i>Craig Roberts</i> 558-1336 FAX: 558-7307
Southern RJ and CF SRJ 1200 Airport Rd. Beaver, WV 25813 <i>Michael Francis</i> 256-6726 FAX: 256-6739	Southwestern RJ and CF SWRJ 1300 Gaston Caperton Dr. Holden, WV 25625 <i>Timothy King</i> 239-3032 FAX: 239-3079	Tygart Valley RJ and CF TVRJ 400 Abbey Rd. Belington, WV 26250 <i>Bryan Lanham</i> 637-0382 FAX: 637-0289
Western RJ and CF WRJ 1 O'Hanlon Pl. Barboursville, WV 25504 <i>Shelby Searls</i> 733-6821 FAX: 733-6867	Donald R. Kuhn JC DRK 1 Lory Pl. Julian, WV 25529 <i>Brian Semenie</i> 369-2976 FAX: 369-2991	Gene Spadaro JC GSJC 106 Martin Dr. Mt. Hope, WV 25880 <i>Timothy Meadows</i> 877-6890 FAX: 877-6929
J.M. "Chick" Buckbee JC CBJC 144 Jerry Ln. Augusta, WV 26704 <i>Barbara Spaid</i> 496-1341 FAX: 496-1475	Kenneth "Honey" Rubenstein JC RC 141 Forestry Camp Rd. Davis, WV 26260 <i>Dan Dilly</i> 259-5241 FAX: 259-4851	Lorrie Yeager Jr. JC LYJC 907 Mission Dr. Parkersburg, WV 26101 <i>Travis L. White</i> 420-4860 FAX: 420-4861
Robert L. Shell JC RSJC 2 O'Hanlon Pl. Barboursville, WV 25504 <i>John Marchio</i> 948-2190 FAX: 733-6827	Ronald C. Mulholland JC RMJC PO Box 6041 Wheeling, WV 26003 <i>Linda Scott</i> 232-3441 FAX: 233-3371	Sam Perdue JC SPJC 843 Shelter Rd. Princeton, WV 24739 <i>Gary Patton</i> 425-9721 FAX: 487-5543
James H. "Tiger" Morton JC TMJC 60 Manfred Holland Way Dunbar, WV 25064 <i>Jeremy Dolin</i> 766-2616 FAX: 766-2687	Vicki V. Douglas JC VDJC 900 Emmett Rousch Dr. Martinsburg, WV 25401 <i>Bobby Levering</i> 267-0164 FAX: 267-0168	WV Corrections Academy WVCA 103 Academy Dr. Glennville, WV 26351 <i>Ralph Terry</i> 462-3044 FAX: 462-3052
		Abbreviations: Correctional Center : CC Correctional Facility : CF Juvenile Center : JC Regional Jail : RJ

WVDCR Parole Services Directory

Region 1		Region 2	
Huntington Office (304) 528-5515 801 Madison Avenue, Rm 200 Huntington, WV 25704		Charleston Office (304) 558-3597 1339 Plaza East Charleston, WV 25301	
100 – Kaitlin Watson (RD) 101 – Brittany Williams 102 – Chad Starcher 103 – VACANT 104 – John Smith 105 – Justin Wallace 106 – Russell Nuckles 107 – Ashley Gonzales 108 – Matthew Hill OA – Tammy Mays		Logan Office (304) 792-7218 1103 George Kostas Drive, St 200 Logan, WV 25601	
200 – Mike Brown (RD) 201 – Roshana Gray 202 – Garrie White 203 – Jordan McKinley 204 – Tyler Spurlock 205 – Eli DesRocher 206 – Robert Nichols OA – Mary Ashby		220 – Rebecca Harrison 221 – John Tackett – Reports to SDS (3) 222 – Laura Toler – Reports to R8 RD OA – Linley Marcum	
Region 3		Region 4	
Beckley Office (304) 256-6950 3225 Robert C. Byrd Drive Beckley, WV 25801		Princeton Office (304) 425-7487 159 Davis Street Princeton, WV 24739	
300 – Jeremy Napier (RD) 301 – Robert Sovine 302 – Heather Crook 304 – Jessica Crook 306 – Brandi Otey OA – Edith Stewart		Welch Office (304) 436-3851 110 Park Avenue, Suite 111 Welch, WV 24801	
305 – Kyle Blethen 320 – Elizabeth Smith OA – Lana Pritt		400 – Jill Bryant (RD) 401 – Irisca Leggett 402 – Clayton Ayers 403 – Amanda Brookman 404 – Erica Martin 405 – William Hicks 406 – Chris Webb OA – Angela Garrett	
401 – Robert Sovine 402 – Heather Crook 404 – Jessica Crook 306 – Brandi Otey OA – Edith Stewart		420 – Georgetta Muncy 421 – Rachel Bohannon OA – Miranda Adams	
Region 5		Region 6	
Parkersburg Office (304) 420-4630 225 Holiday Hills Dr, Suite 1 Parkersburg, WV 26104		Elkins Office (304) 637-0379 1513 Harrison Avenue, Unit 27 Elkins, WV 26241	
500 – David Jones (RD) 501 – Jeff Dyke 502 – VACANT 503 – Clarissa Hill 540 – Jordan Vlach OA – Loretta Martin		Clarksburg Office (304) 627-2308 215 West Main Street Clarksburg, WV 26301	
520 – Kendall Witham 521 – Chris Harris 522 – Matthew Szabat 523 – Melissa Richmond OA – Beth Quinn		600 – Aaron Linn (RD) 601 – Allen Vanscoy 602 – Shari Wince 603 – Erin Hollen 604 – Michaela Lewis-Lambert	
601 – Allen Vanscoy 602 – Shari Wince 603 – Erin Hollen 604 – Michaela Lewis-Lambert		620 – VACANT 621 – Thairon Holler 622 – Brandon Roth 623 – Brooke Riffe 624 – Garrett Rinehart 625 – Alexander Eakle OA – Kelly Foreman	
Region 7		Region 8	
Martinsburg Office (304) 267-0055 1520 Winchester Avenue Martinsburg, WV 25405		Enhanced Supervision	
700 – Kelley Green (RD) 701 – Brittany Johnson 702 – Ethan Landis 703 – Cheryle Lippman 704 – Jessica Marsh 705 – Drew Lidbeck 706 – Adam Lewis OA – Linda Seamster OA – Dena Albright		800 – Bryan Thompson (RD) 801 – David Toler 802 – Bryan Ware 803 – Ryan Beals 804 – Calvin Lease 805 – Joe Hall 806 – Joshua Lott 808 – Brian Templeton OA – Eugenia Russell EM – Laura Toler	
720 – Joshua Myers 721 – Ryan Weese 722 – Kristi Shockey		Elkins Parole Office Beckley Parole Office Clarksburg Parole Office Charleston Parole Office Martinsburg Parole Office Princeton Parole Office Parkersburg Parole Office Huntington Parole Office Elkins Parole Office Logan Parole Office	