

West Virginia Division of Corrections



catalyst
MINISTRIES



Mount Olive Bible College

*A Moral Rehabilitation Program of the West Virginia Division of Corrections
Funded by Catalyst Ministries & Sponsored by Appalachian Bible College*



Annual Report: 2014



Earl Ray Tomblin, Governor
Joseph C. Thornton, Cabinet Secretary, DMAPS
Jim Rubenstein, Deputy Secretary, DMAPS
& Commissioner, WVDOC



*STATE OF WEST VIRGINIA
DEPARTMENT OF MILITARY AFFAIRS & PUBLIC SAFETY
DIVISION OF CORRECTIONS*



*EARL RAY TOMBLIN
GOVERNOR*

*JIM RUBENSTEIN
COMMISSIONER*

*JOSEPH C. THORNTON
SECRETARY*

OFFICE OF THE COMMISSIONER
1409 Greenbrier St.
CHARLESTON, WV 25311
(304) 558-2036 Telephone - (304) 558-5934 Fax

December 2014

Honorable Earl Ray Tomblin
Governor of West Virginia

Capitol Building
1900 Kanawha Blvd., East
Charleston, WV 25305

Dear Governor Tomblin,

In accordance with Chapter § 5-1-20 of the West Virginia Code, the Division of Corrections respectfully submits its annual report for the fiscal year 2013-2014.

We hope that this report will serve to illustrate the Division's progress during the year, as well as provide a valuable reference source for DOC statistics and information.

Sincerely,

A handwritten signature in blue ink, appearing to read "Jim Rubenstein". The signature is stylized with a large initial "J" and a long, sweeping underline.

Jim Rubenstein
Commissioner



Jim Rubenstein
Commissioner

James Ielapi
Deputy Commissioner

Jan Chamberlain
Assistant Commissioner

Michael Coleman
Assistant Commissioner



Table of Contents

Overview	3
Message From the Secretary of Military Affairs and Public Safety	4
Message From the Commissioner of the Division of Corrections	5
Vision, Mission, Core Values, Guiding Principles, Goals, & FY14 Accomplishments	6-9
DOC Institution Locations	10
Organizational Chart	11
American Correctional Association	12
Office of The Commissioner	13
Commissioner and Deputy Commissioner Biographies	13
Assistant Commissioners Biography	14
Chief of Staff/Legislative Issues	15
Directors	16
Academy	16
Administration/Fiscal	16
Classification	17
Correctional Industries	17
Hearing Examiner	18
Investigations	18
Human Resources	19
Legal Services	19
Medical Services	20
Parole Services	20
Programs	21
Records/Interstate Compact	21
Research and Technology	22
Safety & Loss	22
Security	23
Construction	24-25
WVDOC Employees of the Year	26
WVDOC Employees on the Job	27
Correctional Institutions	28
Anthony Correctional Center	28
Beckley Correctional Center	29
Charleston Work/Study Release Center	30
Denmar Correctional Center	31
Huntington Work/Study Release Center	32
Huttonsville Correctional Center/Huttonsville Work Camp	33
Lakin Correctional Center	34
Martinsburg Correctional Center	35
McDowell County Correctional Center	36
Mount Olive Correctional Complex / Slayton Work Camp	37
Northern Correctional Center	38
Ohio County Correctional Center	39
Parkersburg Correctional Center	40
Pruntytown Correctional Center	41
Salem Correctional Center	42
St. Mary's Correctional Center	43
Research & Statistics	44
WV Counties Commitment Growth	44-57
Training Statistics	58
Fiscal & Budget	58-59
Institutional Statistics	60-69
Parole Services Statistics	70-71
Mock Riot/Retirements	72-75
Staff & Inmate Focus	76-77
Phone/Address Directory	78-79
Tables & Charts Index	80
In Memory and Acknowledgments	81

Message from the Secretary of MAPS



The 2014 Annual Report of the West Virginia Division of Corrections reflects vigorous progress made toward implementing Justice Reinvestment and continuing the agency's long-standing mission of protecting public safety in the Mountain State. I commend Commissioner Jim Rubenstein and his team for their work during a year that saw the overall DOC population decrease by 3.5 percent, and its share of the regional jail population plummet by nearly 48 percent.

Both accomplishments reverse years-long trends and positively contrast troubling population forecasts. West Virginia citizens, the DOC's dedicated staff and the state's confined population are all safer as a result.

The Division of Corrections achieved this partly through its embrace of the Justice Reinvestment Act, Senate Bill 371. With provisions of that sweeping reform still to take hold, DOC has already displayed its dedication toward helping to implement and fulfill Gov. Earl Ray Tomblin's landmark vision of strengthening public safety and the criminal justice system in West Virginia.

The DOC also merits praise for the successful conversion and opening of the Salem Correctional Center. The 388-bed facility provides much-needed space for the state's offender population while also offering that population significant avenues toward rehabilitation through educational and vocational opportunities and substance abuse treatment.

Allow me again to congratulate Commissioner Rubenstein on his appointment by Gov. Tomblin as Deputy Secretary for the Department of Military Affairs and Public Safety. It is much deserved. For more than nine years, he and I worked closely in the pursuit of public safety. This promotion allows for even greater and more fruitful collaboration.

We both recognize, as well, that challenges remain. The staff of DOC ceaselessly safeguards both the public and the offenders in their custody. Their service explains the division's continuing success. Providing them with the resources they need, and addressing their recruitment and retention concerns, remains a top priority.

I remain a resolute and enthusiastic supporter of this Division and its vital mission to West Virginia.

Joseph C. Thornton, Cabinet Secretary
West Virginia Department of Military Affairs and Public Safety

Message from the Commissioner



Change is inevitable, how we react to it is discretionary. In the field of corrections, as new trends and initiatives constantly evolve, so must we. Accept challenges, and embrace change... it's the only way to move forward.

In Fiscal Year 2014, the WV Division of Corrections celebrated many accomplishments and worked through many new challenges. As always, I am proud of our Correctional Team working together to implement aspects of Justice Reinvestment, SB371. Not all of the aspects have been implemented across the board, but we stand dedicated to remain true to course, as we see these efforts as a work in progress. As more initiatives of SB 371 are implemented, I look forward to seeing more and more successful outcomes.

The 2014 Annual Report for the Division of Corrections demonstrates only some of the many achievements over the past fiscal year including:

- The total WVDOC inmate population was reduced by 3.5 % between July 1, 2013 and June 30, 2014.
- As a result of the passage of SB457, WVDOC has begun offering programs for DOC inmates housed in regional jails.
- WVDOC sponsored the 18th Annual Mock Prison Riot, this year marked the first ever lecture series and welcomed a visiting delegation from several Caribbean islands and international media attention. Also the Mock Riot received the Innovative Approaches Award for 2013 from the International Association of Correctional Training Personnel.
- Salem Correctional Center opened in October 2013, the facility houses 388 male/medium security inmates.
- In FY2014, the WVDOC began looking into the concept of Moral Rehabilitation in Prison, a non-traditional program that aims to effect culture change in prisons. The Louisiana State Prison at Angola has become a model for this program and has witnessed great success in reducing violence among prisoners. The first program in the WV DOC officially began in September 2014.

Fiscal Year 2015, promises to bring about many more challenges, along with celebrated achievements.

In July 2014, I began my dual role as Deputy Cabinet Secretary of Military Affairs and Public Safety and Commissioner of the WV Division of Corrections. I am extremely honored at the confidence Governor Tomblin has placed in me and I look forward to the challenges of this new role and working with everyone, from WV Division of Corrections to the staff of the WV Regional Jails and WV Division of Juvenile Services.

In this ever changing world, our mission remains constant: *“To enhance public safety by providing safe, secure, humane correctional facilities, operating an effective system of offender reentry and community supervision, reducing offender recidivism and assisting victims of crime.”*

Copies of this and previous annual reports can be viewed on the WVDOC website at: www.wvdoc.com

Jim Rubenstein, Deputy Secretary, DMAPS & Commissioner, WVDOC

Vision, Mission, Core Values



The Vision of the West Virginia Division of Corrections is to be recognized as an innovative leader in providing quality correctional services.



The mission of the West Virginia Division of Corrections is to enhance public safety by providing safe, secure, and humane correctional facilities, operating an effective system of offender re-entry and community supervision, reducing offender recidivism, and assisting victims of crime.



- * Public Safety
- * Integrity
- * Fairness
- * Commitment
- * Professionalism

Guiding Principles



- Our highest priority is the protection of the public, staff, and offenders through the highest degree of professional performance at all times.
- Our integrity is above reproach, as we are accountable to the public, staff, and offenders alike.
- We correct offender behavior first and foremost by modeling appropriate behavior.
- We provide and encourage staff to seek out opportunities that develop or enhance professional knowledge, skills, and abilities.
- We treat all employees, the public, and offenders with fairness, honesty, consideration, and dignity while recognizing diversity.
- We empower our employees to effectively perform their duties to the best of their abilities through training, trust, and teamwork.
- We take pride in maintaining the quality of our organization through performance, appearance, and education.
- We embrace professional service over personal desire and provide correctional services, as appropriate, which will positively affect offender management and reentry.
- We are sensitive to the needs of crime victims and their families and aid them in personal empowerment.
- We exhibit the highest degree of ethical behavior, professional excellence, quality, and competence in all that we do.
- We resolve all situations, in which the course of action is in doubt, by erring on the side of security and public safety.

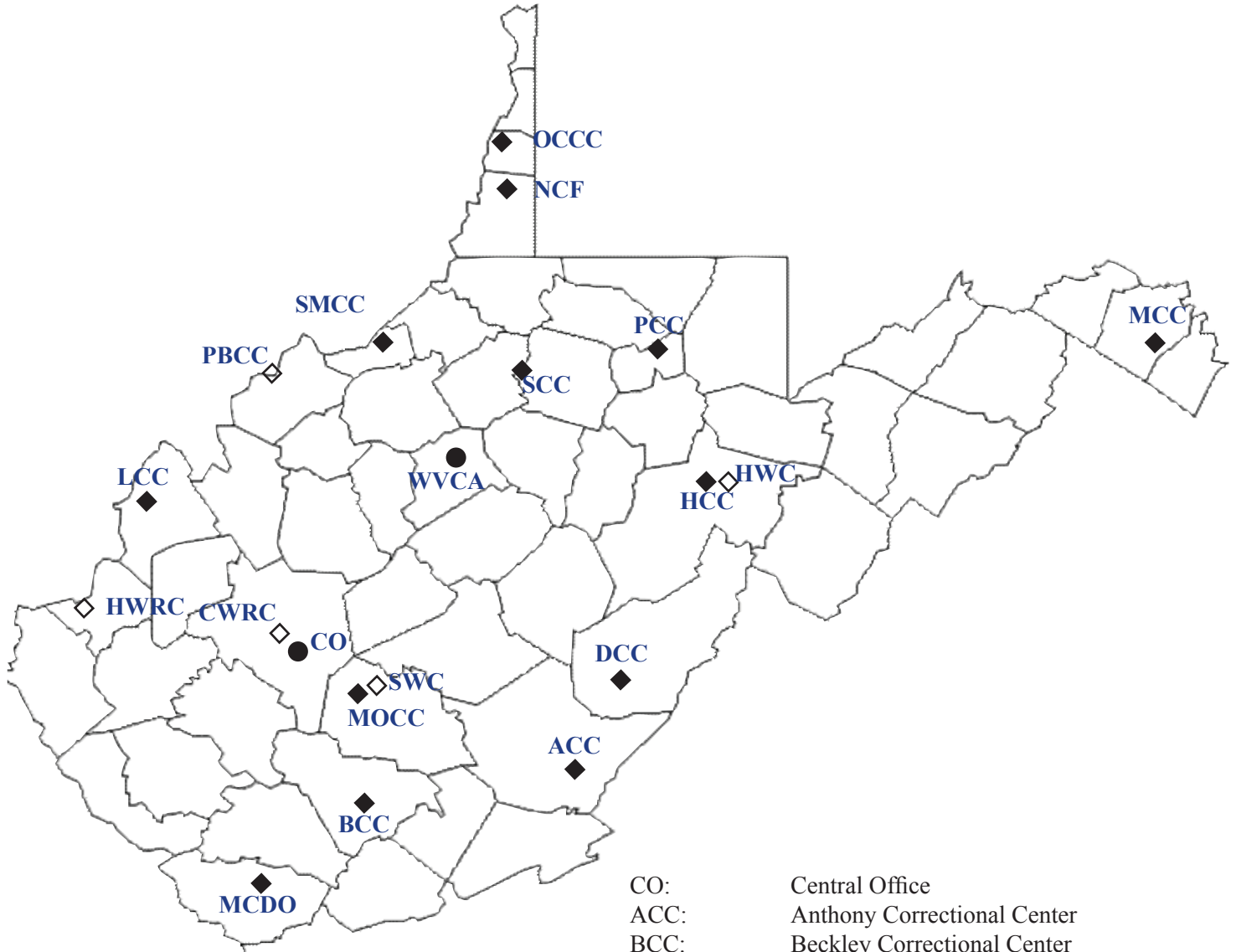


- **Overcrowding** - The first strategic goal of the agency will be to perform a series of initiatives designed to mitigate the drastic and persistent increases in the population of prisoners sentenced to WVDOC custody.
- **Budget** - The second strategic goal of the agency is to enhance budgetary procedures, including planning, forecasting, preventive maintenance, and auditing. In addition, this goal includes efforts to identify methods for long term cost savings and revenue generation.
- **Information Technology** - The third strategic goal of the agency is to improve information technology services, programs, and tools to promote better communications, access to data/information, and work efficiencies.
- **Human Resources** - The fourth strategic goal of the agency is to improve the recruitment and retention of qualified and experienced correctional employees, while continuing to make the WVDOC a better place to work and build a career.
- **Correctional Industries** - The fifth strategic goal of the agency is to foster innovative strategies in correctional industries to become more financially successful while further enhancing inmate work opportunities.

Major Accomplishments

- The WVDOC celebrated the opening of Salem Correctional Center on October 7, 2013. The facility houses 388 male/medium security inmates.
- The total number of Community Service Hours for FY 2014 was 544,614.
- Several WVDOC facilities participated in the “Harvest Now Project” and have harvested over 12,000 pounds of produce donated to those less fortunate in local communities.
- Parole Services collected over \$1.0 million in fees to help offset supervision costs, therefore decreasing taxpayer dollars budgeted for this area.
- Electronic monitoring fee collections totaled over \$212,000; the money collected off of this fee helps to offset the costs of providing services to those offenders who are indigent or unable to pay.
- The WVDOC sponsored the 18th Annual Mock Prison Riot, held at the old State Penitentiary in Moundsville, WV from May 4-7, 2014. This year marked the first ever lecture series, and welcomed a visiting delegation from several Caribbean islands and international media attention.
- Mark Riggsby from Denmar Correctional Center was part of the April 2014 cover story in “Water System Operator” Magazine.
- Parole Officer Erica Martin was selected as WV Division of Corrections Employee of the Year.
- Spencer Hill, Northern District Lead Trainer for the Academy received the national designation of Certified Correctional Trainer by authority of the American Jail Association.
- The Offender Information Management “OIS” Project continued in FY2014. When implemented, it will allow the WVDOC, WV Regional Jail and Correctional Authority, and WV Division of Juvenile Services enhance data sharing capabilities.
- The Mock Riot received the Innovative Approaches Award for 2013 from the International Association of Correctional Training Personnel.

WVDOC Institution Locations



LEGEND:

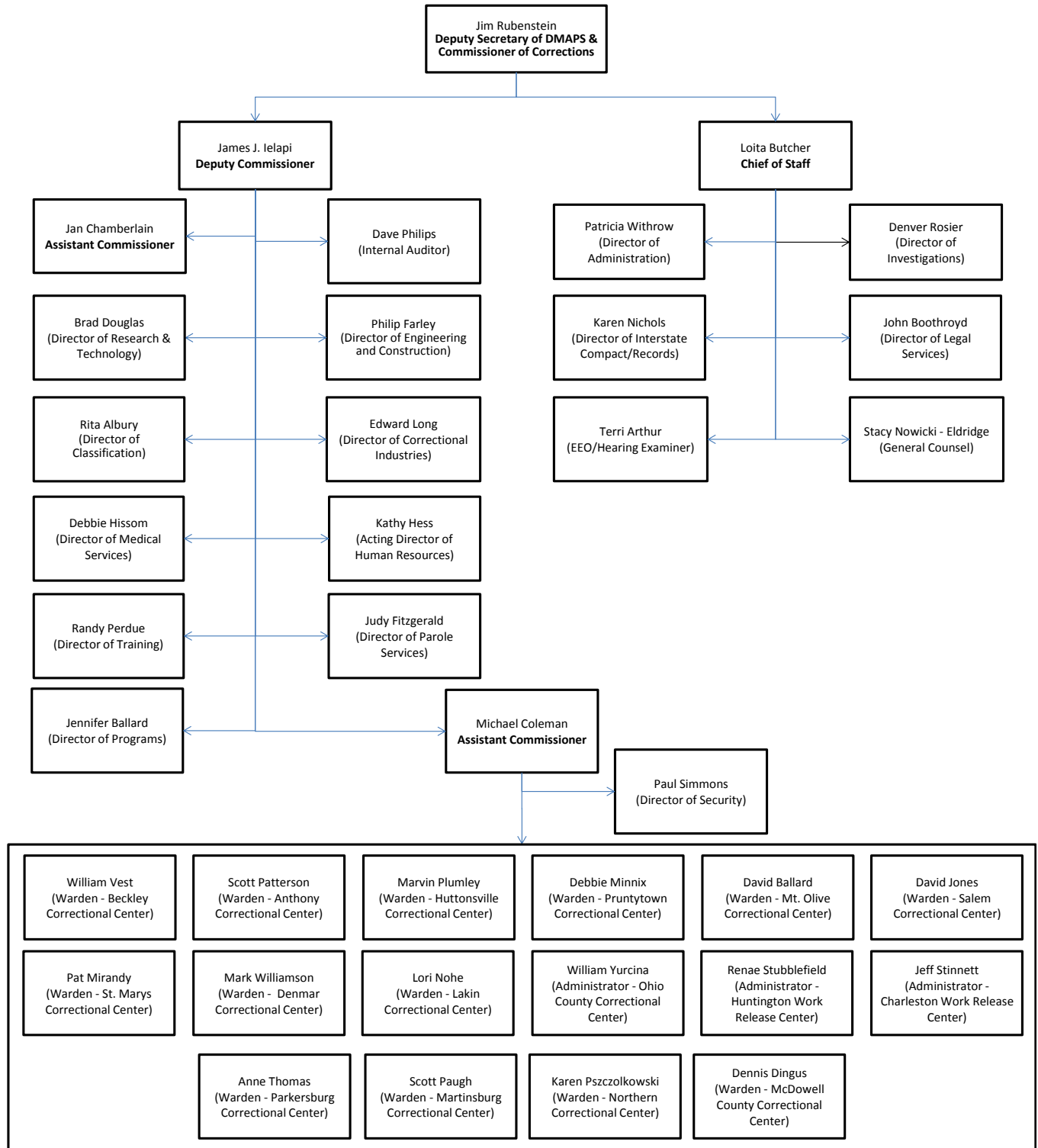
- ◆ Correctional Institution
- ◇ Work/Study Release Center / Work Camp
- Other Offices or Buildings

- CO: Central Office
- ACC: Anthony Correctional Center
- BCC: Beckley Correctional Center
- CWRC: Charleston Work/Study Release Center
- DCC: Denmar Correctional Center
- HWRC: Huntington Work/Study Release Center
- HCC: Huttonsville Correctional Center
- HWC: Huttonsville Work Camp
- LCC: Lakin Correctional Center
- MCC: Martinsburg Correctional Center
- MCDO: McDowell County Correctional Center
- MOCC: Mount Olive Correctional Complex
- NCF: Northern Correctional Facility
- OCCC: Ohio County Correctional Center
- PBCC: Parkersburg Correctional Center
- PCC: Pruntytown Correctional Center
- SMCC: St. Marys Correctional Center
- SCC: Salem Correctional Center
- SWC: Slayton Work Camp
- WVCA: West Virginia Corrections Academy

Organizational Chart

West Virginia Division of Corrections

Organizational Chart - September 2014



American Correctional Association

The American Correctional Association (ACA) is a private, nonprofit organization that provides the only national accreditation process for adult and juvenile corrections. The ACA's purpose is to promote improvement in the management of correctional agencies through the administration of a voluntary accreditation process and the continued development and revision of relevant, useful standards.

The accreditation process started in 1978, and it involves about 80 percent of all state departments of corrections and youth services as active participants. In addition, programs and facilities operated by the Federal Bureau of Prisons, the U.S. Parole Commission, and the District of Columbia are also involved in the accreditation process. The accreditation process offers these agencies the chance to evaluate their operations against national standards, remedy deficiencies, and upgrade the quality of correctional programs and services.

During the past fiscal year, the following WVDOC correctional institutions underwent successful ACA reaccreditation audits: Mount Olive Correctional Complex and the Huttonsville Correctional Center. While numerous WVDOC employees participated in the successful reaccreditation of these correctional centers in the past fiscal year, there are some individuals who deserve special mention for their contribution to this endeavor.

Ed Littell, Sanitation and Fire Safety Officer, Northern Correctional Center
Kimberly Wiley, ACA Accreditation Manager, Anthony Correctional Center
Richard Wendt, ACA Accreditation Manager, Northern Correctional Center
Debbie Croft, ACA Accreditation Manager, Ohio County Correctional Center
Stephen Duncan, ACA Accreditation Manager, Lakin Correctional Center
Robert Johnson, Fire Safety Officer, Lakin Correctional Center
Marcus Mullenax, ACA Accreditation Manager, Pruntytown Correctional Center
Sarah Swearingen, ACA Accreditation Manager, Martinsburg Correctional Center
David Peacock, ACA Accreditation Manager, Denmark Correctional Center
Randy Stemple, Fire Safety Officer, Denmark Correctional Center
Timothy Coffman, Fire Safety Officer, Anthony Correctional Center
Chuck Gore, Armory Officer, Anthony Correctional Center
Mary Childers, Assistant Compliance Officer, Anthony Correctional Center
Melinda Zirbs, Assistant Compliance Officer, Huttonsville Correctional Center
Randall Jaggie-Moore, Fire Safety Officer, Pruntytown Correctional Center
Debbie Fincham, ACA Accreditation Manager, Huttonsville Correctional Center
Richard Himelrick, Fire Safety Officer, Huttonsville Correctional Center
Kendra Berga, ACA Accreditation Manager, St. Mary's Correctional Center
Michael Millhollin, ACA Accreditation Manager, Mount Olive Correctional Complex
Michael Carper, Fire Safety Officer, Mount Olive Correctional Complex

These individuals, along with Assistant Commissioner Chamberlain (the WVDOC ACA Accreditation Manager), traveled to various Correctional Centers performing Mock Audits, (file reviews and tours) in order to assist their sister correctional centers to achieve ACA Accreditation/Reaccreditation, are to be commended for their efforts.

MOCC Warden David Ballard, MOCC Accreditation Manager Michael Millhollin, MOCC Fire Safety Officer Michael Carper, HCC Warden Marvin Plumley, HCC Accreditation Manager Debbie Fincham, and HCC Fire Safety Officer Richard Himelrick along with the remaining MOCC and HCC staff are to be congratulated for their excellent contributions and work in bringing about the reaccreditation of the Mount Olive Correctional Complex and the Huttonsville Correctional Center.

WVDOC Commissioner's Office

Commissioner, Jim Rubenstein



Jim Rubenstein was appointed Commissioner of the WVDOC in June 2001, after serving as Acting Commissioner since February 2001. He is tasked with the responsibility to oversee the day to day operations of the Division of Corrections throughout the entire State of West Virginia.

Mr. Rubenstein has a Masters in Leadership Studies from Marshall University and over three decades in the corrections profession. Mr. Rubenstein began his career with Corrections in 1973 as a Correctional Officer at the Forestry Camp for Boys. He also served as a Recreation Coordinator, a Correctional Officer, and a Counselor at the WV Industrial School for Boys. Mr. Rubenstein went on to serve as a Corrections Case Manager and Corrections Unit Manager at Pruntytown Correctional Center. In 1994, he was named Superintendent of Anthony Correctional Center. In late 1998, he was named Deputy Warden of St. Marys Correctional Center and was instrumental in the conversion of that facility from a state hospital into a medium security correctional institution. On June 1, 1999, he was appointed to the position of Deputy Commissioner of Institutional Operations and served in that position until his appointment as Commissioner. His qualifications and skills offer him a unique opportunity to bring insight and experience to the WVDOC. His career in corrections has prepared him with the

management abilities, training and development skills, and interpersonal communications expertise necessary to promote programs, technology and training within the WVDOC.

Commissioner Rubenstein is affiliated with the following organizations: Member of the Association of State Correctional Administrators (ASCA), member of the American Correctional Association (ACA), Secretary for the Regional Jail and Correctional Facility Authority Board, member and former President of the WV Association of Correctional Employees (WV ACE), member of Southern States Correctional Association (SSCA), member of the WV Interstate Compact for Supervision of Adult Offenders, member of Holley Strength Systems, Buckhannon Power Team, United States Power Lifting Federation, Honorary Member of Grafton Rotary Club, and National Association of Strength Athletes.

Deputy Commissioner, Jim Ielapi



Jim Ielapi began his career with the West Virginia Division of Corrections in 1981, serving as the Director of the Instructional Media Center at the West Virginia Industrial Home for Youth. In 1987, he became the Deputy Superintendent of the facility, serving in that position for two years. In 1989 he was named Superintendent. He served in that capacity and was responsible for the operation of the facility for the next ten years.

He saw an opportunity to expand his career into adult corrections, and transferred to the Pruntytown Correctional Center in 1998, as the Associate Warden of Operations. In 2002, he was appointed Warden of Pruntytown Correctional Center. During his tenure, the facility experienced a significant change with the transfer of female offenders to another facility, making Pruntytown a male only facility for the first time in years. The population also expanded and saw an increase in its custody level, with the addition of more medium custody inmates. Also during his tenure, Pruntytown became accredited by the American Correctional Association (ACA) and Correctional Educational Association (CEA), while also being re-accredited by the National Commission on Correctional Health Care (NCCHC).

After over thirty years of experience in corrections management, Mr. Ielapi was appointed Deputy Commissioner of the West Virginia Division of Corrections effective April 16, 2011, by Commissioner Jim Rubenstein. During his career, Mr. Ielapi has served on various state-level committees, such as the Legislative Commission on Juvenile Law, the Legislative Subcommittee on Juvenile Law and Detention, and the Governor's Committee on Crime, Delinquency and Corrections. He also holds membership in the Southern States Correctional Association and the Correctional Peace Officer Foundation. His formal education includes a Bachelor of Science Degree in Business Administration/Retailing from Fairmont State College.

WVDOC Commissioner's Office

Assistant Commissioner, Jan Chamberlain



A forty-two year veteran of the WVDOC, Mr. Chamberlain initially began his career as a Counselor at the former West Virginia Penitentiary. He was instrumental in the establishment of a Classification Unit for the facility.

Prior to the closing of the West Virginia Penitentiary and following an upgrade to the position of Corrections Program Manager I, Mr. Chamberlain became directly responsible for preparing Operational Procedures for both the Northern Regional Jail and Correctional Center and the Mount Olive Correctional Complex, prior to their opening. He also responded to request for information as directed by the Warden and/or Deputy Warden.

Upon the opening of the Northern Regional Jail and Correctional Center, he continued to draft, update, and disseminate Operational Procedures for the facility. In addition to completing special projects at the request of the Warden, he also served as the Project Manager for the ACA accreditation process. As the Project Manager, he was responsible for the coordination of efforts of staff members involved in the accreditation process by ensuring compliance with mandated standards. In July of 1999, Mr. Chamberlain was appointed Assistant Commissioner for the Northern District of West Virginia. In addition, he coordinates the work effort of WVDOC's ACA

Accreditation Managers as they pursue ACA accreditation. He is also responsible for drafting, revising, and issuing the Division's Policy Directives.

Mr. Chamberlain's educational background includes a Bachelor of Arts Degree from West Liberty State College. In honor of his years of dedication and service to the Division, he was selected as the Employee of the Year for 1998 at the Northern Regional Jail and Correctional Facility.

Assistant Commissioner, Mike Coleman



Mike Coleman was appointed Assistant Commissioner of the West Virginia Division of Corrections by Commissioner Jim Rubenstein in October 2013. He oversees the Wardens and Administrators of all WVDOC institutions, centers, facilities and the Security Division.

Assistant Commissioner Coleman began his career as a Correctional Officer at the West Virginia Penitentiary in 1984 where he subsequently served as a Sergeant, Protective Custody Unit Commander, Training Sergeant and as a member of the Corrections Emergency Response Team (CERT). In 1992, he transferred to the Corrections Academy as a Lieutenant where he was responsible for Basic Training operations and served as Chief Firearms Instructor, Use of Force Training Coordinator, and as Assistant Team Leader on the Penitentiary CERT Team. In January 1995, Mr. Coleman was promoted to Executive Assistant to the Warden and transferred to the Mount Olive Correctional Complex, where he subsequently served as Associate Warden-Operations, Associate Warden-Security, Deputy Warden, and 14 months as Acting Warden. In April 2005, the Commissioner appointed him Director of Security with responsibility and authority for Special Operations [Corrections Emergency Response Team, Crisis Negotiation Team, and K9 Unit], Correctional Hearing Officers, the Intelligence Unit,

and Liaison with McDowell County Corrections.

Assistant Commissioner Coleman is a graduate of numerous training courses conducted by and through the West Virginia Corrections Academy, the National Institute of Corrections, the Federal Law Enforcement Training Center, and others. He has served as a training consultant to the Governor's Committee on Crime, Delinquency and Corrections, the American Correctional Association, L.A. Media and KAIROS of WV Prison Ministry. Assistant Commissioner Coleman is affiliated with the following organizations: member of the American Correctional Association having served on its the Adult Prisons Committee, member and former President of the WV Association of Correctional Employees, member of the Southern States Correctional Association, member of the Correctional Peace Officers Foundation, and member of the National Tactical Officers Association (NTOA).

Chief of Staff, Loita Butcher



Chief of Staff, Loita Butcher submits legislative requests for every agency under the umbrella of Military Affairs and Public Safety to include the Cabinet Secretary's Office, National Guard, Division of Corrections, Correctional Industries, Justice and Community Services, Homeland Security and Emergency Management, Fire Marshal, Juvenile Services, Parole Board, Protective Services, Regional Jail and Correctional Facility Authority, West Virginia State Police and Veteran's Affairs.

A bill is an idea for a new law, or an idea to change or do away with an existing law. Hundreds of bills enter the legislative process in West Virginia each time the Legislature meets. Two groups of elected citizens - 34 senators and 100 delegates - study, discuss and vote on bills, and in doing so act for the people of West Virginia. Bills enter the legislative process either through the House of Delegates or the Senate, but to become a law, a bill must pass both chambers and avoid a governor's veto.

The following is a brief synopsis of some of the bills, Ms. Butcher submitted to the Legislature and were passed during the 2014 Legislative Session:

Senate Bill 90 would make it a misdemeanor to intentionally interfere with or prevent a person from calling emergency service personnel. Violating this would result in a fine between \$250 and \$2,000 and/or jail time from one day to one year. Punishments would increase with each offense, with a fine between \$500 and \$3,000 and/or jail for three months to one year on the second offense, and fines from \$500 to \$4,000 and/or jail for six months to one year on third offense and beyond.

Senate Bill 307 applies to adults charged with one or more misdemeanors or felonies and who are incarcerated in regional jails prior to adjudication due to their inability to post bond. The purpose of the pretrial release program is to provide uniform statewide risk assessment and monitoring of those released prior to trial, facilitating a statewide response to the problem of overcrowded regional jails and costs to county commissions.

Senate Bill 387 would clarify that duly authorized officers from the District of Columbia and other states have lawful custody of prisoners they are transporting to or through this state.

Senate Bill 408 would remove the three month good conduct condition as a prerequisite for parole. It would also require the Parole Board to consider an eligible inmate's parole regardless of whether they are in a facility not administered by the Division of Corrections.

Senate Bill 457 would require the Division of Corrections to offer the same programs to inmates sentenced to their care and custody but are housed at a regional jail. It further requires that the Regional Jail Authority designate certain facilities where said classes and programs are to be provided.

House Bill 4147 characterizes the period prior to an imminent disruption of services or public disorder as a "state of preparedness" and then refers to the phrase concurrently with "state of emergency". It clarifies the events in which the state of preparedness or a state of emergency may occur to include the existence or imminence of a large-scale threat beyond local control. It adds the phrase "state of preparedness" to the price gouging provisions of the Consumer Credit Protection Act as well.

House Bill 4284 would create the Pregnant Workers' Fairness Act. This would prohibit the discrimination of pregnant women in the workforce based on pregnancy, child birth and/or associated medical conditions.

House Bill 4335 provides that a mother may breast feed a child in any location open to the public.

House Bill 4503 would find and declare a moral obligation to pay the listed claims against state agencies approved by the Court of Claims with public moneys.

WVDOC Directors

Academy: Randy Perdue



The West Virginia Corrections Academy is located at the West Virginia Department of Military Affairs and Public Safety Professional Development Center in Glenville, WV. Staff development within the West Virginia Division of Corrections provides a four phase training program for sworn and civilian staff of the West Virginia Department of Public Safety, Division of Corrections. Basic, Orientation Program, In-service, and Specialized Training comprise these facets of development. Correctional Staff and Parole Officers employed by the state (to include McDowell County Correctional Center) complete Basic Training and attend Specialized Training programs sponsored and/or conducted by the Academy.

To foster staff development and align with the national training model, the Academy is a separate unit within the Division of Corrections. The chief executive officer of the Academy is the Director of Training and exercises responsibility and authority over all staff training. Each employee within the Division of Corrections must complete the "Basic Training" Class within one year of employment. The Basic Training Class has been a vital tool in the introduction, development, and establishment of "esprit de corps," the importance of quality and teamwork, a common base of theoretical and operational knowledge, skills and abilities, fosters an environment which stresses continuing training and education for career minded individuals.

Senior leadership within the Division of Corrections received firearms training and certification with the service pistol this year. This is the first time in DOC history that senior leaders received this training as a group. In November 2013, the Academy hosted the West Virginia Warrior Race, held in Ripley, WV. The race consisted of a 10 kilometer run, a 5 kilometer run, as well as a 5 kilometer walk. All participants received a Wounded Warrior Project t-shirt and there were numerous award recipients in each race category. The trophies were donated by WV Corrections Industries. Proceeds that were sent to the Wounded Warrior Project exceeded \$10,000.00.

The Corrections Academy continues to offer up to date curricula and promulgate positive change in the Division of Corrections. The West Virginia Corrections Academy Curricula has been recognized as being among the best in the nation.

Administration: Patricia Withrow



The Administrative Unit of the Division of Corrections performs a variety of functions including budget and financial forecasting, procurement, fleet management, construction and maintenance management, internal auditing, asset management and surplus property services, payroll and employee benefits, and leases. The Administrative Unit also provides P-Card oversight and payment processing functions. Financial forecasting and expenditure oversight is a critical function for the DOC due to its increasing inmate population and limited financial resources.

Director Patricia Withrow has continued the long range financial planning goals and practices for the Division. The strategy has been rewarded multiple times with the approval of \$26 million in supplemental appropriations for FY 2012, \$14.6 million in improvement requests and \$12.9 in supplemental appropriations for FY 2013 and \$6,865,503 in improvements requests and \$6,392,303 in supplemental appropriations the Division's FY 2014 General Revenue budget. Additions to the Division's operational budget for FY 2014 included funding support of Senate Bills 371 and 457 and the creation of the Investigative Services unit which now supports our internal investigators and K-9 officers.

Major funding accomplishments for the Division during FY 2014 began with the completion and opening of the new 388 bed Salem Correctional Center. Phase II of the Division's Energy Saving Construction Contract upgrades was completed in July 2014. Construction began on the new Charleston Correctional Center, which should open in the fall of 2014. Other vital projects include the third year of computer equipment upgrades, the XRM project, and the continued funding, implementation and purchase of Digital, Narrow Band Radio Communications equipment for the Division.

New processes instituted during FY 2014 include the continued conversion of the State's financial system "FIMS" to a new system, wvOASIS. wvOASIS Budget Development was utilized to enter the DOC's FY 2015 funding requests for the first time in August 2013 and our Financial, Procurement and Treasury (FPT) operations were converted over on July 1, 2014. wvOASIS FPT training was provided by Pat Carney, Jamie Jones and Rosetta Carihfield at the Academy in Glenville. The Administrative Unit will be the coordinator for all upcoming wvOASIS FPT training in the future. The Administrative Unit/Fiscal Section consists of Director Withrow, Fiscal Manager Bryan Arthur, Lee Harvey, Joanne Henson, Pat Carney, Sharon Dunbar, Reggie Smith, Jamie Jones, Rosetta Carihfield, Jamie Bowles, Paul Harper and Lynn Poe.

Classification: Rita Albury



The Office of the Director of Classification is responsible for two major areas in the DOC: Classification and Movement of Offenders. Classification is responsible for ensuring classification instruments and risk assessments for offenders incarcerated within the WVDOC are completed in accordance with policy and procedure. Classification determines the appropriate security placement and special needs of the offenders within the DOC. Classification also assists in ensuring that offenders within the DOC are classified at least annually. Central Office Movement Coordinators, Kem Hudson and Jessica Harris, are assigned to the office of the Director of Classification. These movement coordinators are tasked with the responsibility of coordinating inmate movement of all offenders sentenced to the DOC, those housed in the DOC or the Regional Jail system. The movement coordinators also coordinate transport orders, humanitarian visits, home plan submission from the jails, and psychological appraisals in the jails. Movement not only considers public safety and security, but also must be fiscally responsible and done in a timely manner to respond the DOC needs.

The following are a few of the significant accomplishments that occurred during the fiscal year:

- Reviewed, approved, and coordinated the movement of 388 minimum to medium security inmates for the opening of Salem Correctional Center.
- Trained Salem Correctional Center staff in Classification and Movement issues.
- Reviewed, approved, and coordinated the movement of 56 medium security inmates to fill additional beds at St. Mary's Correctional Center.
- Obtained a contract and started administering Psychological Appraisals in the Jails to DOC sentenced inmates.

The office of the Director of Classification is currently involved in the review, approval, and coordination of inmates to fill the additional male and female beds at Charleston Work Release and are also working with Programs to accomplish programming in the jails.

Correctional Industries: Eddie Long



WV Correctional Industries (WVCI) is a self-sustaining special revenue business entity and a corrections program that is responsible for efficient and effective operation of the various manufacturing facilities within the DOC. WVCI produces numerous product lines including office furniture, license plates, validation decals, highway signs, inmate clothing, printed materials and more. In order to be successful and accomplish this mission it is imperative that WVCI be focused on our customers, our products and our workforce, both civilian and inmate.

Significant accomplishments in 2014 include:

- Completed the consolidation of our print and copy operations to the Northern Correctional Facility Print Shop. This consolidation will generate over \$150K in savings and free up space for a more profitable operation.
- Upgraded equipment in several areas in order to better serve our customers with higher quality products, increase our production capacity, and deliver in a timely manner.
- Continued to emphasize ongoing continuous improvement and other lean manufacturing concepts designed to improve product quality and customer service.
- Initiated the Facility Character Profile review and created CI FCP team.
- Worked with Mission WV – Foster Care Carry-on Program to produce and donate blankets and duffel bags to Foster Care children as needed. Supported both Girls and Boys State by printing the education materials used to expose participants to the rights, privileges, duties, and responsibilities of a franchised citizen.

Revenues for 2014 were \$7.8 million with operating income of \$580K. This was down slightly from \$8.3 million in 2013 and operating income of \$840K. In addition, per a recent legislative change WVCI was once again able to transfer monies over to the DOC (July 1, 2014) to be used for various maintenance and construction projects (this year \$673K v. last year \$717K). This is now a total of \$1.9 million over the last 25 months. In order to continue this trend WVCI will strive for continuous improvement, staff our operations with talented individuals, and be open to new and innovative ways of doing things. In addition, we will continue to pursue Prison Industries Enhancement and Service opportunities in order to realize additional revenues outside of our traditional customer base. This has enormous potential to provide new revenue streams for the DOC/State and in doing so save the taxpayers of West Virginia.

Hearing Examiner: Terri Arthur



The Hearing Examiner's office consists of one Hearing Examiner and one Secretary. In the near future, an Investigator II will be hired to take the lead in EEO investigations.

The Hearing Examiner administers the Level I grievance hearings providing a forum for the employee and division to fully explain their positions in matters brought before the Hearing Examiner by the employee. Testimony and evidence is provided and a response rendered based upon a preponderance of the evidence. If the Grievant is not satisfied with the Level I response, the grievant may appeal to the State Employees Grievance Board. During this fiscal year the Grievance Board upheld all but one of the Hearing Examiners decisions made at Level I. There were 50 grievances scheduled during the fiscal year; 23 disciplinary, 12 classification disputes, five pay related, three hostile work environment, two policy violations, three job assignment/shift, and two attendance/leave disputes. Level I results included 30 denied, one granted, two granted in-part, 14 withdrew, two settled, and one is pending.

As the Agency EEO Coordinator, the Hearing Examiner is responsible for ensuring agency compliance and oversight of the investigative and record keeping process associated with all federal, state and agency rules and regulations as it relates to Equal Employment Opportunities. In addition, the Hearing Examiner is called upon to assist the State EEO Office with investigations statewide in other agencies. During the fiscal year 2014, 29 EEO complaints were filed with the Division of Corrections. One EEO complaint was substantiated, fourteen were unsubstantiated, seven were not EEO, and there are seven claims pending investigative results.

The Hearing Examiner scheduled 92 preliminary parole violation hearings; 29 hearings were held, 39 waived the hearing, 14 were dismissed, and 10 have been continued to a later date.

Investigations: Denver Rosier



The Corrections Investigation Division (CID) consists of a Director, Secretary, two Office Assistants, and 14 Investigators.

For the period of 07/01/13 through 06/30/14, members of the unit conducted 810 investigations. The majority of these investigations dealt with the introduction of contraband consisting of tobacco, drugs, cell phones; compromised staff; inmate-on inmate and inmate-on-staff physical assaults; allegations of sexual abuse or sexual harassment of inmates; escape or attempted escape, and the death of inmates either through natural causes or suicide.

All Investigators work closely with law enforcement and county prosecutors in combatting and responding to crimes that occur within the facilities. Through the efforts of all staff within the CID, this unit is recognized within the law enforcement community as a valuable resource.

The Investigators play a major role in the agency's efforts to respond to and investigate allegations related to sexual abuse or harassment. This initiative has required all of the Investigators to attend many hours of specialized training to comply with the standards of the Prison Rape Elimination Act. In addition to conducting investigations, the Investigators are actively involved in the agency's response to Security Threat Group (STG) activities. The Investigators work closely with the Security Threat Group Coordinators and the Wardens/Administrators of each facility to identify and monitor the activities of individuals who claim allegiance to a STG. The efforts of all the CID staff combined with other agency staff make the facilities a safer and more secure environment for offenders and staff.

Human Resources: *Kathy Hess, Acting Director*



The Human Resources (HR) Department takes a leadership role in providing the services in support of DOC's principles, values, vision and mission statement. Human Resources will continue to strive in developing the full potential of our workforce. The Human Resources Department is responsible for recruitment, employment, employee relations, classification/compensation, regulatory and legal compliance, HR training and development for the Central Office, Correctional Facilities including Work Release Centers, Parole Offices, DOC's Training Academy, and Prison Industries. The Division of Corrections currently employs approximately 2,500 employees throughout the state of West Virginia.

The HR staff provides the following quality services:

- (1) Continual recruitment of the best qualified candidates.
- (2) Retention of our valuable employees.
- (3) Establishes, administers and effectively communicates sound policies, rules and practices that ensure the Division's compliance with employment and labor laws.
- (4) Continues to develop an attitude of teamwork and quality in our day-to-day operations.
- (5) Positive inspiration and encouragement for a high level of employee morale through recognition, effective communication and team work philosophy.
- (6) Continuous improvement and education of DOC policies and procedures.

One of the HR Department's goals includes the implementation of DOC's recruitment program to include proactive recruiting, outreach programs and recruitment training. The HR Department continues working with the WV National Guard and WV Regional Jail Authority on a pilot recruitment project in order to better recruit active National Guard members with related experience. The HR Department continues to be actively involved with the WV Division of Personnel's Hay Group Project and the OASIS project. The Division of Corrections' HR Department provided a concentrated effort in combination with the Division of Juvenile Services to transfer the staff from the WV Industrial Home for Youth in July 2013. This has been a long process but a successful one. There is an ongoing hiring process of Correctional Counselors and Parole Officers to provide Parole Services for community corrections as well as jail programming.

General Counsel And Legal Services: *John Boothroyd & Stacy Nowicki-Eldridge*



The Department of General Counsel and Legal Services of the West Virginia Division of Corrections provides a wide array of legal services throughout the Agency. These services include, but are not limited to, providing counsel, advice, and support to the Commissioner and to the Division; litigating non-damages civil actions in state and federal court, employee grievances in front of the West Virginia Public Employee Grievance Board, claims in the Court of Claims, E.E.O. and human rights claims, unemployment claims, and assisting outside counsel on civil actions involving monetary damages claims; preparing and reviewing contracts, agreements and other legal documents; providing analysis and review of inmate grievances and prison disciplinary appeals; assisting in drafting policy; training in legal issues; responding to legal inquiries made by officials, inmates and the general public; and assisting on many important projects within the Agency.



In the past fiscal year, Department of General Counsel and Legal Services received 29 new non-damages civil actions, 90 new civil actions claiming monetary damage, 56 new court of claims cases, 50 new employee grievances requiring our involvement, 38 notices of intent to file a civil action, and 1,580 responses to inmate grievances, prison disciplinary appeals, and letters. The Department of General Counsel and Legal Services has also been instrumental in the implementation of Senate Bill 371, continued implementation of the Prison Rape Elimination Act, the Mock Prison Riot, and the review and revision of a number of important agreements with other state agencies and entities. The Department of General Counsel and Legal Services consists of two complementary sections. In January 2014, Stacy Nowicki-Eldridge joined Corrections as General Counsel. Ms. Nowicki-Eldridge brings with her experience as an Assistant Attorney General, Prosecutor, Public Defender, Judicial Clerk, and as a legislative attorney. General Counsel's office is comprised of three individuals: Ms. Nowicki-Eldridge, General Counsel, Leslie Marion, Secretary II, and Chase Armstrong, Inmate Grievance Coordinator. Legal Services is comprised of three individuals: John Boothroyd, Assistant Attorney General, Shelly Gardner, Assistant Attorney General; and Diane Coleman, Legal Secretary.

Medical Services: *Debbie Hissom*



The Comprehensive Health Care Services section of the WVDOC has now been in operation for almost 6 years. This section serves as the Division of Corrections' liaison with the health care vendors. The contracted vendors provide comprehensive medical services to the inmates housed in our facilities. This includes medical, dental, optometry, pharmaceutical, and mental health care. Medical Services participates in assessment, planning, implementation, and evaluation of policy and practice throughout the system. Participation in various Correctional Healthcare Conferences, such as NCCHC and ACA, helps to keep the WVDOC informed of new or changing practices throughout the country. We spent the last year implementing the new PREA Standards. This is a set of standards that is aimed at preventing sexual assault in institutions, as well as providing victims of sexual assault with access to medical and mental health care relating to the assault.

Health care services are provided within secure facilities. Inmates have access to medical care through Sick Call, Chronic Care Clinics, and Infirmary Services. Infirmarys are available on-site at three DOC facilities: Mt. Olive Correctional Complex, St. Mary's Correctional Center, and Lakin Correctional Center. Mt. Olive

also houses a Mental Health Unit for male inmates, while Lakin contains a Behavioral Health Unit for female inmates. Any care that cannot be provided on-site will be referred to the appropriate provider or acute care facility. An exciting new addition to St. Mary's Correctional Center is a 46 bed Sheltered Housing Unit. This is a housing unit specifically for inmates that are not appropriate for general population due to some medical or mental health issue; yet do not require infirmary level care. This is a positive step in managing our aging inmate population. Lastly, WVDOC has been working with DHHR to implement the Affordable Care Act in our prison system. Recent Medicaid expansion has enabled many of our inmates to become eligible for this coverage. If an inmate has an inpatient hospital stay exceeding 24 hours, he or she will become Medicaid eligible, meaning that Medicaid will cover the hospital stay. This coming year, we will be working on assisting inmates in applying for coverage pre-release. The goal, as always, is to provide the best care possible to all inmates in our custody.

Parole Services: *Judy Fitzgerald*



West Virginia Parole Services remains dedicated to enhancing public safety, remediating the behavior of offenders to acceptable community standards, protecting the interests of victims of crime, and sustaining a secure environment for all people in the State of West Virginia through evidence based supervision techniques. Parole Services currently has 61 parole officers with caseloads, 17 support staff, and 3 administrators that supervise approximately 3,188 offenders at any given time. These offenders, who are living in West Virginia, are classified as in-state parolees and other state parolees or probationers.

Parole Officers were able to collect over 1 million dollars in supervision fees to offset about one-fourth of our yearly operating budget. The cost of supervising offenders within the community was approximately \$1,500.00 per offender, for this fiscal year. The Electronic Monitoring fee collections exceeded \$212,000. The collection of these fees helps offset the costs of providing services to those offenders who are indigent or unable to pay. Parole Services provides treatment options to supervised offenders in the areas of alcohol and drug abuse as well as sex offender counseling. Referrals of offenders to community resources in the areas of education, employment, and mental health are a standard feature of parole supervision in WV.

Parole Services maintains an electronic monitoring program that includes alcohol testing, GPS abilities and standard home confinement units as well as an Enhanced Supervision Program for sex offenders and violent offenders under community supervision. Parole Services continues to work closely with local law enforcement, Drug Task Forces, and the US Marshal Service to effectively supervise offenders within the community and locate those that have absconded supervision or continue to violate the laws. Partnerships with federal and other agencies have helped us to bring first class training to our Parole Officers in the areas of Officer Survival and recognizing dangers we encounter in our daily performance of duties. Parole Services is dedicated to continuing to improve our methods of dealing with offenders within the community other than by returning them to prison unless it is necessary to protect public safety.

We are looking forward to the upcoming year which includes EPICs training as well as other evidence based training to help us become change agents for our offenders. We also continue to work with experts in the field to develop appropriate sanction guidelines to address violations effectively within the community.

Offender Programs: Jennifer Ballard



The Director of Programs is leading efforts to provide WVDOC programming in the Regional Jails. Senate Bills 371 & 457 mandated the WVDOC to prepare correctional inmates housed in the Regional Jails to see the Parole Board. Employment of programs staff to provide this programming has and is taking place. WVDOC Programs Staff began an active presence in the Regional Jails effective July 1, 2014. Training staff to provide this programming and introducing inmate programming into the jails is ongoing.

In FY2014, there was progress in two areas of religious programming. Effective May 1, 2014, the agency changed to a religious special diet that accommodates all belief systems represented within the inmate population. This is expected to provide consistency across the agency and provide cost savings to each facility. The other area has generated a lot of excitement from the Commissioner's office on down. The WVDOC is establishing a Moral Rehabilitation Model for inmates in WV. Appalachian Bible College will be partnering with us in this endeavor. Funding for this initiative is through Catalyst Ministries, Inc., Calvin Sutphin II, President. College classes are being offered in the fall semester with an eye toward full accreditation for Mount Olive Bible College.

With the growing Substance Abuse problem in West Virginia, our numbers of offenders needing drug treatment has significantly increased in 2013-2014. This past year, our Residential Substance Abuse Program enrolled 689 offenders and graduated 372 offenders across the Division. With approximately 700 offender's still awaiting treatment, we are restructuring our referral process to make sure we are getting the High Risk offenders in the Division's Residential Substance Abuse Treatment program and Medium Risk offenders in the Division's Non-Residential Program.

Records and Interstate Compact: Karen Nichols



The West Virginia Adult Interstate Compact Office is responsible for coordinating the interstate transfer and supervision of adult offenders from West Virginia to other states and from other states to West Virginia. It is also responsible for all the interstate transfers initiated by the Supreme Court System when an offender has been released/sentenced to probation. This office monitors compliance with the rules governing interstate movement of offenders and initiates interventions to address and correct non-compliance with the use of a web-based system known as the Interstate Compact Offender Tracking System (ICOTS). Additionally, the Interstate Compact Office is responsible for the transporting of untried offenders to the State of West Virginia through the Interstate Agreement for Detainers (IAD) and the returning of escapees, parole violators, and newly sentenced offenders under the Uniform Extradition Act.

The Records Department inputs sentencing information from court orders received from all 55 counties throughout the State of West Virginia for all offenders remanded to the custody of the West Virginia Division of Corrections into the Inmate Management Information System (IMIS). Additionally, this office is responsible for the calculating of an offender's initial timesheet based upon those court orders to ensure the offender serves the appropriate amount of time in regards to the sentencing judgment and possible good time earned. The Records Department establishes and maintains hard copy files for all WVDOC offenders to include those incarcerated in the Regional Jails, WVDOC Contracted Institutions, offenders in Federal custody, and WVDOC parolees. This office also ensures the entry of active warrants for parole absconders, background investigations for WVDOC offenders, and background investigations of prospective employees through the National Crime Information Center (NCIC) Terminal.

Staff from the Office of Records and Interstate Compact include:

Compact Administrator for Adult Interstate Compact and Central Records Supervisor, Karen M. Nichols; Records Manager, Diann Skiles; Deputy Interstate Compact Administrator, Amy Kirk; Corrections Program Specialists, Tanya Burdette, David Greer, and Carolann Caudill; Interstate Compact Assistant, Stephanie Hundley; Records Assistant/NCIC Lead Terminal Operator, Pam Wiley; and Records Assistants, Deena Carney, Laura Rader and Tasha Townsend.

Research and Technology: Brad Douglas



The Office of Research and Planning merged with the Office of Information Technology in October 2011. The Research and Planning Section is tasked with collecting and analyzing inmate and correctional information and producing various reports (such as this Annual Report) and projects. This office routinely compiles and archives population statistics, commitment vs. release statistics, inmate and parolee demographic information, crime statistics, and more. Much of this information is detailed starting on page 44 of this report.

This office is also involved in numerous special projects such as information requests for Legislators, Inmate Population Forecasting, and specialized research publications. A large focus for the unit in FY 2014 was the development and implementation of the WV Justice Reinvestment Act (SB371) designed to reduce prison overcrowding.

The Technology section has been busy with planning, development, implementation and training for the new the OIS (Offender Information System). This new computer system will replace the current Inmate

Management Information (IMIS) system and will make it possible to share data more effectively between WV Division of Corrections, WV Regional Jail and Correctional Facility Authority, and WV Juvenile Services.

Staff of the Office of Research and Technology include: Director Brad Douglas, Research Analysts Rebecca Hildebrand and Debbie Croft, Information Systems Consultant Steve Roberts, Programmer Analyst Kevin Casto, Administrative Assistant Patricia Watson and Office Assistant Rema Jordan.

Safety and Loss: Chuck Mankins



For the past 3 years DOC's Workers' Compensation Experience Modification Rating or E-MOD has been consistently going down, which proves that our safety program and our approach to workers' compensation is working. Unfortunately, the E-MOD rose during this past fiscal year from 1.00 to 1.24. On the surface, this may look like we are doing something wrong in our approach to safety but there are many contributing factors to reaching this final rating. One contributing factor is the size of the labor force and payroll, which is responsible for the increase during this past fiscal year.

During the past year, the Division acquired the Salem Correctional Facility with an increase of an additional 218 employees that accounts for the E-MOD increase. During this past fiscal year, the Division of Corrections has teamed with the Regional Jail Authority and Juvenile Services, due to professional similarities among the agencies, along with our workers' compensation carrier, Zurich, and helped to create the first Shared Services Team within the state, where all three agencies along with risk managers from Zurich meet quarterly to create strategies to improve safety and reduce on the job injuries. Zurich reported at the last meeting, in June 2014, that the Shared Services Team consisting of our three agencies has been so successful that they will be going forward to team up other state agencies with similar interests to create more Shared Services Teams.

The Division's Safety Committee met quarterly over this past fiscal year and reviewed accidents and investigations and helped to offer viable remedies to reduce future incidents and make the Division a safer place to work. The Safety Department Provided the following training for fiscal year 2013-2014:

- In an attempt to reduce on the job injuries, the Safety Department worked with Zurich to create and initiate a Stretch and Flex Program for all of the Division's employees to participate.
- Provided ADA training for Division ACA Coordinators and Safety Officers
- Conducted an Updated Accident Investigation Class
- Provided Workers' Compensation Training for the DOC HR Conference

(Our Goal is Zero Work Related Accidents)

Security: Paul Simmons



The Security Department of the WVDOC provides agency level oversight and coordination of the DOC Hearing Officer Section, Special Operations, Liaison with McDowell County Corrections, and activities and training conducted at the Moundsville Center (old Penitentiary) such as the Mock Prison Riot held each Spring. During FY2014 the Security Department assisted in coordinating and completing security enhancements at several facilities and the formal opening of the Salem Correctional Center as an adult male facility.

Correctional Hearing Officer Section: includes ten Correctional Hearing Officers and a Chief Hearing Officer who exercises responsibility and authority to adjudicate internal disciplinary hearings for inmates charged with violating DOC rules. During FY14, this section adjudicated 10,133 cases.

McDowell County Liaison: the WVDOC houses up to 442 inmates in Welch under a contract with the McDowell County Commission. The DOC's Liaison Officer provides a mechanism to conduct on-site inspections and serve as a technical resource to the Warden employed by the county.

Special Operations Section: consists of three components; (1) CERT: the Corrections Emergency Response Team is the Division's special weapons and tactics unit and includes the Marksman/Observer Unit and Breecher Unit. During FY2014, four members of the CERT Marksman/Observer unit competed in a competition against 41 other Military/Law Enforcement teams, placing in 3rd and 7th overall. Among the 37 Law Enforcement teams they placed in 1st and 4th overall. The WVDOC was the only Corrections agency in the United States to compete in the event. (2) K9 Unit: includes two primary areas of specialization—Controlled Dangerous Substance (CDS) and Patrol. (3) CNT: the Crisis Negotiation Team is trained to conduct crisis negotiations ranging from a single agitated inmate to hostage negotiations involving multiple hostage takers and hostages.

Key Personnel include:

John Drake, Chief Hearing Officer
Capt. Russ Matheney, CERT Commander
Steve Buzzard, McDowell County Liaison
Capt. Steve Caudill, CNT Commander
Lt. Travis Bennett, K-9 Operations
Sgt. Bobby Berry, Chief Tactical Instructor

Major Ronnie Williams, Chief of Special Operations
Capt. Kevin Vandevander, K-9 Commander
Lt. Joseph Haddix, K-9 Instructor/Inspector
Cpl. Leonard Barnett, Chief Marksman/Observer
Lt. Jason Workman, Chief Breecher
Sgt. Mike Buzzard, Training Coordinator

Paul Simmons was appointed as the Director of Security for the Division of Corrections in November of 2013.

On March 24, 2014, Sgt. Brian Moler was tasked with performing a narcotic scan with his canine "Kilo" at Parkersburg Correctional Center. Below are some of the items confiscated during the search.



WVDOC Construction Projects

Engineering & Construction: Philip Farley II



The WVDOC Director of Engineering and Construction is responsible for overseeing Corrections physical improvements in the facilities throughout the state. The physical improvements include but are not limited to existing building renovations, new buildings, major maintenance, and equipment replacement. Due to the aging infrastructure and the growing inmate population, various projects have been undertaken and completed this fiscal year under his supervision.

At Anthony Correctional Center (ACC), the main electrical service from the power company went through a 15 kilovolt (kV), three phase load interrupter switch. On July 20, the facility lost commercial power. There was something wrong with the load interrupt switch and the power company would not turn the commercial power service back on until the load interrupter switch was replaced. It was found out that the insulators between each of the three phases were bad. Because of the long lead-time of a new load interrupt switch, and the facility generator does not support the entire facility, the DOC proposed a temporary and a permanent fix. The temporary fix was to bypass the load interrupter switch and the power company to install fuses on the power pole. The facility only had to operate on generator power for four days before commercial power was restored. The permanent fix was to install a 15 kilovolt (kV) three switchgear mounted on top of the power pole and have a pole mounted disconnect.

At Denmark Correctional Center (DCC), the boilers were renovated and new boiler tubes were installed. There were perimeter security fence upgrades which included the removal of three main gates, removal of three vehicle gates, and installation of additional 30 inch super maze razor wire.

At Huntington Work Release Center (HWRC), there were two HVAC units replaced with new. The two units serviced the first and second floors.

At Huttonsville Correctional Center (HCC), the ultraviolet disinfection system was replaced with new at their waste water treatment plant. (Pictured below)



At Lakin Correctional Center (LCC), the controllers for the corridor slider doors were replaced with new controllers.

At Mount Olive Correction Complex (MOCC), there was an existing underground heating pipe from the boiler that was leaking. The DOC made the decision to retrofit the heating pipe above ground. In the Quilliams I and II inmate recreational areas, the DOC installed metal cages for safety. Please see below pictures of the project.



At Pruntytown Correctional Center (PCC), the roof on the Medical Building was replaced. (Pictured below)



At Salem Correctional Center (SCC), there were five condensing units and air handler coils replaced with new. (Pictured below)



Also at SCC, there was additional security fencing installed in several different areas. (Pictured below)



Construction Projects

There were three different areas at SCC, where there were wood poles supported with guideline wires and accessories hanging overhead on the poles that was removed. (Pictured below)



The existing roof on the Prison Industries Building at SMCC, was removed and replaced with a new roof. (Pictured above)

At the Saint Marys Correctional Center (SMCC), the existing roofs were replaced with new on buildings #70, #72, #75, and the warden's residence. (Pictured below)



At the West Virginia Penitentiary (WVP), due to the age of the structure, the DOC removed the exterior walkway on the south wagon gate. (Pictured below)



The DOC took the training area on the south end of the second floor of building #83 at SMCC and converted it to 56 inmate bed expansion. (Pictured below)




WVDOC Employees of the Year



The WVDOC Employee of the Year Ceremony was held on May 9, 2014 at the WV Corrections Academy in Glenville, WV. Erica Martin, from Parole Services was selected as the agency-wide Employee of the Year. Congratulations to Erica and to all the award recipients throughout the division.

Parole Services-Erica Martin



Academy-Spencer Hill




ACC-Henry Casto




BCC-Gary Hopkins



CO-Amy Boggs




CERT-Bobby Berry



CNT-John Bess



CWRC-Esther Buus



DCC-Roger Cyfers



Hearing Officer-Susan Sigley



HCC-Mary Lewis




HWRC-Stacey Jackson




Investigator-Michael Bauso




CI-Chad Taylor



K-9-Kenneth Brewer




LCC-Jonathan Fowler



MCC-Michael Catizone



MOCC-Randall Harvey



NCC-Tim Paul



OCCC-Allen Utt



PBCC-Kelly Lee



PCC-Robyn Burleyson







SCC-Steve Honce



SMCC-David Ray

WVDOC Employees on the Job



Institutions Anthony Correctional Center



Scott Patterson, Warden

Anthony Correctional Center (ACC) is a 220 bed medium security facility located in Greenbrier County. It was established in 1970, and took on its specialized mission as an alternative sentencing option for young adult offenders in 1980. Currently, ACC houses 18-25 year old men and women. Each offender is sentenced to the facility with a suspended original sentence for their felony conviction. The offenders serve between six and twenty-four months and are required to complete an intensive and comprehensive program plan that addresses their individual needs.

Over the last year, ACC had the following accomplishments:

- In 2013, Aramark transitioned into Anthony Correctional Center and numerous upgrades to the kitchen were made.
- Several physical plant improvements were made. The waste water treatment plant was completed and is currently in use.

- Two new water heaters that supply hot water to half of the facility were installed.
- The propane gauge was replaced and accommodations to ensure that it functions properly were made.
- The Fire Suppression System in B-Building was replaced completely.
- Precautionary measures for future emergency situations were implemented such as an automatic stand by generator for the Warden's residence was installed.
- A stockpile of drinking water has been stored for emergency use and more supplies were attained, beginning the planning procedures for emergencies.
- A new dryer was installed in the Laundry.
- The Medical Department had numerous new purchases of equipment such as scales, dental autoclave and new dental instruments.
- All of the computers were updated.
- Beginning in early 2013, renovations began on an existing warehouse, which became ACC's new training building. This building includes the Institutional Training Officer's (ITO) Office, bathroom and facilities for Oleoresin Capsicum (OC) training, a classroom, and an area for hands on training. Renovations were completed in the fall of 2013.



Beckley Correctional Center



William Vest, Warden

The Beckley Work Release Center was established in 1974, but was reorganized in 1997 and renamed Beckley Correctional Center (BCC). The Center expanded into the Jackie Withrow Hospital in March of 2011. BCC is a minimum security community corrections facility with a Residential Substance Abuse Treatment Unit, (RSAT) located on the grounds of Jackie Withrow Hospital. BCC has a current capacity of 137 inmates; 70 males and 8 females in the Work Release Component and 59 male inmates in the Residential Substance Unit/RSAT.

All inmates must participate in treatment and programming. Programs available at BCC are: Crime Victim Awareness, Substance Abuse Treatment, Thinking for a Change, Batterers' Intervention, Anger Management, Domestic Violence, RSAT, and RSAT Aftercare Program.

The RSAT Unit is on a volunteer basis and is a very structured program. It works with offenders to make the right choices in their life and provides them the tools to address their addiction.

Upon completion of community services and release from facility employment, inmates that are work release status obtain employment within the community in a variety of fields, such as Department of Highways, construction, service industry, and retail sales. Inmates out in the community are monitored by BCC Staff through random telephone calls, employment evaluations, visual employment checks, furlough visits, and random drug/alcohol testing.

Beckley Correctional Center participates in the "Harvest Now Program" which provides fresh vegetables to the Mountaineer Food Bank providing food to less fortunate families in the state. It is a way for the inmates to learn how to plant and maintain a garden and give back to the community.



Charleston Work Release Center



The Charleston Work Release Center (CWRC) celebrated its 41st year in Charleston in 2013! The facility was established in October of 1972 and houses 48 male and 18 female inmates. All inmates are low risk and classified for community corrections and must maintain full time employment, pay their own medical costs, rent to the facility, any court costs or restitution, child support, and any other financial obligations. In addition to paid employment, our inmates give back to the communities through various community service projects.

Charleston Work Release Center Inmates performed over 7,400 hours of service for the community in Fiscal Year 2014. Charleston Work Release Center residents assisted many agencies and organizations in the area this past year. This included assistance to local women's shelters, domestic violence centers, victims groups, community centers, pet shelters, government agencies, and many other non-profit groups. We are especially proud of the recent adoption of Piedmont Road as part of the WV Adopt a Highway Program. This particular stretch of road is located in the community and we are excited to help keep it clean to show that we are committed to our community.

Jeff Stinnett, Administrator

Additionally, in FY 2014 Charleston Work/Study Release Center residents paid \$85,296.00 in rent to the facility, over \$25,000 in child support, \$43,841.00 in victim restitution and court costs, and an estimated \$70,000 was collected in payroll taxes. All of these collections go towards making each inmate accountable for his/her actions and to offset incarceration costs to taxpayers.

Charleston Work/Study Release Center also houses residents who are in the final phase of the Residential Substance Abuse Unit (RSAT) treatment program. This is a specialized substance abuse treatment program that is utilized throughout the WV Division of Corrections. Charleston Work/Study Release Center also partners with several community based programs who provide on site classes in Parenting Skills, Financial Management, Job Readiness, Womens Programming and more. Many residents also further their education by taking vocational courses, completing their GED, and even work towards completing their college degrees.

As mentioned, inmates are required to have a full time job while in the program. Working and earning a paycheck instills pride in the resident and hopefully helps break the cycle of crime. It is our hope that by positive mentoring by staff and encouraging employment, along with the right kind of programs, residents will turn into productive citizens and away from a life of crime.



CWRC inmates participating in Adopt-A-Highway program on Piedmont Road in Charleston, WV



Denmar Correctional Center



Mark Williamson, Warden

The Denmar Correctional Center is located in the hills of Pocahontas County. The facility was opened in 1919 and used through 1957 as a tuberculosis center for African Americans. In 1957 the tuberculosis center was transformed into a hospital for the chronically ill. In February 1993, the Pocahontas County Commission conveyed the deed for the former Denmar Hospital to the West Virginia Division of Corrections for conversion to a state correctional facility.

The medium security prison currently houses 232 adult males and employs approximately 89 persons. Inmates are housed in two and four-man rooms. DCC incorporates the Unit Management concept, providing a balance between punishment and rehabilitation for inmates housed at the facility.

Various programs are offered to include: Non Residential Substance Abuse Treatment, AA/NA, Sex Offender Programs (SOP), Batterers Intervention Prevention Programs (BIPPS), Crime Victim's Awareness, Managing My Anger, group and individual counseling, as well as other programs designed to address social skills deficits, impulse control, establish a sober, legitimate lifestyle, and facilitate an effective return to society. Denmar also offers V.O.C.A.L. (Violent Offenders Counseling and Learning) program designed to target youths in the community. Staff and offenders also make presentations to school youth, church groups, etc. on the effects of drugs and alcohol and about proper decision-making. DCC Staff and inmates have participated in fund raising events benefitting various local charities.

Through the West Virginia Department of Education, inmates are provided the opportunity to learn computer skills, attend transition classes such as 99 Days, Thinking for a Change I, GED course work, and vocational training in the form of Industrial Electrical and Facilities Maintenance, further developing and enhancing their academic and employability skills. Recreation is also offered and includes softball and basketball teams along with other activities available with the equipment in our recreation facility.

Contracted medical services are available 24 hours a day. The Medical Department was accredited by the National Commission of Correctional Health Care in 1999 and remains accredited today.

Some of the major accomplishments of this past year include:

- The Education Department received CEA Re-Accreditation
- Additional razor wire was installed on the Perimeter Fence
- Installed metal roofing on a number of buildings
- Additional security cameras were placed throughout the facility
- Denmar is participating in the "Harvest Now" food bank project, donating 3,269 pounds of food raised in our garden and fruits from our orchard's trees during this past fiscal year
- Another Denmar inmate has obtained his Water and Waste Water licenses through the tutelage of Mark Riggsby, thus securing the chance for a lucrative career after leaving DCC
- Our Water Tank Project is progressing, one of our water tanks has been demolished and a new tank will be put in its place. The remaining old water tank will then be demolished



Huntington Work Release Center



The Huntington Work Release Center (HWRC) is a 66 bed community based co-ed correctional facility conveniently located in the heart of downtown Huntington. The mission is to provide public safety and to assist inmates in making a successful transition from incarceration into the community. Staff are committed to providing residents with the tools necessary for successful reentry.

HWRC assists the inmate in making a valuable contribution to society, while still incarcerated, through the facilities community service program. Additional programs and services are offered through an individualized program plan to assist the inmates in developing personal behaviors and skills necessary for a successful reentry and the maintenance of a productive life. The financial program helps inmates to develop a sound financial plan to maximize their savings in order to better prepare them for reentry expenses. Offenders learn to become responsible for themselves and less of a burden to West Virginia taxpayers by requiring them to pay rent, medical expenses, child support, restitution, fines, drug & alcohol testing, and any other debts incurred during their stay.

Renae Stubblefield, Administrator

This year as a result of carrying out the facility's mission:

- 11,239 community service hours were provided to several charity organizations, schools, and churches throughout the Huntington community.
- \$66,871 was collected in rent from employed offenders. These funds are placed in the general funds account to assist with facility operational costs and facility improvements. This year, new work clothing was purchased for the inmates in addition to new dining hall chairs and picnic tables.
- Approximately \$70,000 was collected in payments for child support, restitution, and court fees. Community corrections is an integral part of the Division of Corrections and has proven to be an effective correctional method that benefits the public as well as the inmates. HWRC provides public safety in a unique way by assisting inmates in a proactive manner throughout the transition process to increase their chances for re-entry success.



Huttonsville Correctional Center/ Huttonsville Work Camp



Marvin Plumley, Warden

The Huttonsville Correctional Center (HCC) was opened in 1939 and is the oldest facility in continuous operation in the state. It has the largest inmate population of 1,138 inmates and employs 399 staff members. Inmates at the Huttonsville Correctional Center consist of Classification Levels I (Minimum Custody) to Level V (Maximum Custody). Huttonsville has the most diverse population in the state by housing general population, segregation inmates, inmates who work out in the community, and a residential substance abuse treatment unit. This unit is also known as the “Therapeutic Community” which consists of 80 plus beds for inmates who express a sincere desire for substance abuse rehabilitation.

On April 1, 2012, the Huttonsville Work Camp (HWC) was opened as an attempt to relieve overcrowding in the state’s correctional system, to offer another place of transition from higher security institutions to a minimum security environment and to prepare inmates for re-entry into society. HWC houses 48 non-violent inmates who are deemed low risk. These inmates are allowed to work outside of the property of the prison. Offenders at HWC work a variety of jobs in the local area which includes Division of Highways crews, WV Farm Commission, grounds maintenance, and a multitude of Special Projects. The Special Project crews assist in many different community services for local schools, non-profit organizations, and government facilities. Educational opportunities at HCC are also made available to inmates at HWC.

Some of the offenders housed at HWC are eventually eligible for transfer to the State’s Work Release Centers.

Huttonsville Correctional Center is one of the busiest facilities in the state, moving over 2,600 inmates in and out of the facility during fiscal year 2014. Inmates also performed over 40,800 hours of community service during that same time frame. Inmates from the Work Camp grew approximately 4,000 pounds of fresh produce that was donated to the Mountaineer Food Bank.

Due to the age of the facility, several updates and renovations are required annually. During the past year those include: completion of ESCO Phase III project with JCI consisting of several building upgrades to conserve energy and water, installation of a new UV system at the waste water plant, construction of an arch style metal building for records storage, renovation of the Business Office to meet requirements of Fire Marshal, several security enhancements consisting of replacement/renovation of locks and doors throughout the facility, emergency lighting installed in critical areas, and upgrades to the weapon and ammunition storage in the armory. Cameras continue to be installed to monitor areas and enhance the overall security.



The facility underwent audits from both CEA and ACA. Those audits were successful resulting in recommendations for reaccreditation.



Lakin Correctional Center



Lakin Correctional Center (LCC) is located six miles north of Point Pleasant on WV Route 62. It is a maximum security correctional facility which houses custody levels ranging from minimum to maximum and is the only all-female prison in the state. LCC has a current capacity of 543 inmates.

The Department of Education provides many educational and vocational programs for the inmate population such as ABE/GED, Life skills, Business Education, Culinary Arts, and Cosmetology. Correctional Industries operates a textile factory on the premises.

Keeping Infant Development Successful (KIDS) Unit opened and was designed and developed, with the assistance of Early Head Start. This program allows eligible incarcerated mothers, and their infant children born to them while in the custody of the West Virginia Division of Corrections, to reside in a specifically designated portion of the facility with their child in a safe, secure, and nurturing environment.

Lori Nohe, Warden

LCC entered into a partnership with Paws-4-People/Paws-4-Vets which established a training program for service dogs to include both juvenile and adult recipients. These dogs are trained by LCC inmates for a range of disabilities to include, Post-Traumatic Stress Disorder for our returning veterans.

Other accomplishments include:

- Enhanced Mentorship Program for new hires by developing a Common Task Manual.
- The Mason County sewer system upgraded, allowing for expansion.
- A rooftop freezer unit was installed with condenser and evaporator.
- Crime Victim's Association was awarded the Large Facility Plaque for the Division; CVA raised \$32,576.75 this fiscal year.
- 823 LSCMI's were completed between July 1, 2013 and June 30, 2014.
- "Shop with Me DOC" was held in December 2013 at Walmart; 30 underprivileged children participated.
- Installed a speaker system in Visitation.
- Replaced the television with a flat screen for use with the polycom system.
- Three Blood Drives were held at LCC and provided 69.3 units of blood to the Red Cross.
- Industry's assisted US Attorney General Booth Goodwin in the Mission WV Carry-On Campaign. Industry's made blankets and stuffed animals. A press conference was held on February 12, 2014.
- Paws-4-People conducted Assistance Dog "BUMPS" in July and December 2013 and in April and July 2014.
- The HVAC System was installed in the Gymnasium.



Martinsburg Correctional Center



Scott Paugh, Warden

The Martinsburg Correctional Center (MCC), which recently completed its 9th year of operation, continues to be the only facility in the West Virginia DOC whose sole mission is the intake and classification of inmates. The facility, which consists of 120 beds, receives felony sentenced male inmates from the various regional jails and, through various interviews and testing procedures, assigns each inmate their initial classification. In addition, the facility, during the closing period of the fiscal year, began planning for additional counselors who will be assigned to conduct testing and training of DOC sentenced inmates housed at Eastern Regional Jail and Potomac Highlands Regional Jail.

During the annual awards ceremony held in May, the facility presented both CO II Carl Redman and Unit Manager Lawrence Caldwell the Division's Life Saving Medal due to actions they took to pull an individual from a burning car, which was the result of a wreck that occurred in front of the facility. Other awards presented included employees of the month, perfect attendance, and employee of the year.

Over the course of the past year, the facility completed preparations for the upcoming PREA audit, which is mandated by the federal government. Since this will be a first of its kind audit, the staff has taken extra steps to ensure compliance, and looks forward to the completion of the audit.

During Christmas Season 2013, the facility again managed, in association with various local police agencies and retail outlets, Operation Christmas Teen. This program provides gifts to needy children age 13-17 in the tri-county area during the Holiday Season. This year, over 2,700 teens were assisted.

The staff at MCC looks forward to the upcoming year and the challenges to be faced. The facility will continue preparations for the next ACA audit which is required to maintain facility accreditation, the continued implementation of testing and classes provided to inmates in the jails, and implementation of new procedures such as OASIS and OIS.



McDowell County Correctional Center



McDowell County Correctional Center (MCDO) operates two separate facilities, Stevens Correctional Center and the Welch facility. During the reporting period, we consistently housed approximately 442 inmates providing round the clock security and supervision. We currently employ approximately 175 individuals. Twenty uniformed and one support staff completed the Academy Basic Training.

The McDowell County Association for Correctional Employees, referred to as M.A.C.E., has been reinstated. Recognition of birthdays, work anniversaries, Employee of the Month, monthly Treat Tuesday, and acknowledgement of those graduating and receiving special recognition from the Academy are a few items initiated by M.A.C.E. Employee morale has increased. Employees recently enjoyed an Employee Appreciation Day.

The facility continues to see improvements and expansions. Demolition is complete in the old nursing quarters and we are seeking funding for the construction phase of the project to open the new addition and close the Welch facility. Once approved, we are prepared to open the unit within a relatively short period of time providing accommodations for an additional 147 inmates. The Training Center continues to see expansion and improvement with new offices, roof repairs, relocation of the air conditioning unit, installation of carpet, and general maintenance and upkeep.

Dennis Dingus, Warden

We continue to strive for excellence in the care and security of inmates as well as the safety of our community. Several employees visited nearby high schools demonstrating cell extractions and provided tours to students interested in corrections. This event has netted one or more new employees. McDowell County Corrections was also involved in the 4-H Club camps in June.

The Center desires to be a frontrunner of the highest level of security as well as improving the morale of those that provide these services. Using knowledge acquired, we seek to provide excellence to operate according to the policies of the West Virginia Division of Corrections and the procedures presented in our Operational Procedures.



Mount Olive Correctional Complex/Slayton Work Camp



Mt. Olive Correctional Complex (MOCC) was built as a replacement for the Civil War-era West Virginia Penitentiary at Moundsville, WV. It's located 7 miles east of Montgomery on Cannelton Hollow Road in Fayette County. It's a maximum security correctional facility and has a current capacity of 1030 inmates. MOCC operates as a small town, having its own post office and ZIP code, power plant, electrical substation, fuel depot, water supply, central warehouse, maintenance garage, hospital and medical clinic, gymnasium, chapel, library, classrooms, courtroom, food service, and laundry facilities. This, combined with the employees and inmate population, makes MOCC larger than many communities in West Virginia.

FY 2014 Accomplishments include:

In the Quilliams I and II recreational areas, there was no separation between the inmates. The DOC removed the existing cage and installed a new entrance cage that has an observation deck above.

Norment Security Group began work replacing the electronic locking control system throughout the entire complex. This project is expected to be completed by October 2014.

David Ballard, Warden

The WV DOC and MOCC will soon be adopting a program based on Moral Rehabilitation. This program is modeled after what is currently in-use by the Louisiana Department of Corrections at the Louisiana State Penitentiary (LSP). Specifically, Moral Rehabilitation is a non-traditional way of doing business to achieve non-traditional results. The key ingredient to this model is the formation of a fully accredited Bible College here within the fences of MOCC. It will be done at no cost to the taxpayers of the State of West Virginia.

The DOC replaced the roof system on the buildings at MOCC, with a fully adhered 0.60 inch thick EPDM roofing system with two layers of insulation. The new roofing system should last for at least twenty years and the buildings have double the insulation as before.

The DOC built an electrical substation on the complex, pictured below.

Slayton Work Camp

Opened in July 2007, the Slayton Work Camp is a 48-bed minimum-security unit situated on the grounds of the MOCC, operating as its own entity outside the secure perimeter and administered by MOCC. Inmates assigned to the Slayton Work Camp hold an appropriate security classification, are non-violent, and are deemed low-risk to the community. These inmates are provided, under Correctional Officer supervision, to the Division of Highways for various labor projects in Clay, Fayette, Kanawha, Nicholas, and Raleigh Counties. These inmates also provide labor and community service to various agencies/charitable organizations throughout the local area.

In keeping with the Governor's commitment to the citizens of West Virginia in maintaining a clean and beautiful state, SWC inmates provided a total of 93,671 hours of labor to the Division of Highways for various projects throughout Clay, Fayette, Kanawha, Nicholas, and Raleigh Counties for Fiscal Year 2014.



Northern Correctional Center



The Northern Correctional Center (NCC) and Northern Regional Jail are housed in the combined Northern Regional Jail and Correctional Facility in Moundsville. It is located on a 24.3 acre site in the Northern Panhandle (Marshall County) within the city limits of Moundsville (a city of approximately 10,000 residents). The facility is the only one of its combined nature in West Virginia. It was dedicated in August 1994. NCC employs approximately 124 staff. The economic impact to the surrounding communities of the facility is estimated to be approximately six million dollars through employee payroll and operational expenses.

The Northern Correctional Center (NCC) is a Level V (Maximum Security) Correctional Facility within the West Virginia Division of Corrections and has the primary purpose of providing a safe, secure, and humane environment for the public, staff, and inmate population; improve the delivery of correctional services and programs through re-entry initiatives; provide services to victims; while being responsive to the needs of the inmates and concerns of staff. NCC is designated as a Special Management Facility for male Division of Corrections inmates, who can be reintegrated into the general population.

Karen Pszczolkowski, Warden

The inmate population is solely comprised of adult male felons. NCC operates under the Unit Management philosophy, wherein inmate housing pods are divided into separate units. Each unit has an assigned team of treatment and security staff who are under the general supervision of a Unit Manager.

During this fiscal year, the Northern Correctional Center has undergone a complete transformation of its leadership. NCC has a new Warden, three new Associate Wardens, and two new Unit Managers. By utilizing innovative, creative, and forward thinking, the new leadership, along with all staff, have transitioned through this period to an exciting renewal of the facility. NCC continues to operate with excellence and pride.

Northern Correctional Center employees are committed to maintaining excellent standards of operation and rehabilitation as demonstrated by being accredited by the American Correctional Association. In addition, the Education Department has been accredited by the Correctional Education Association and PrintEd. Medical Services has been accredited by the National Commission of Correctional Health Care.



Ohio County Correctional Center



William Yurcina, Administrator

The Ohio County Correctional Center (OCCC) is located in Wheeling, WV. It currently operates as a minimum security institution for 67 adult male offenders. The Center's primary function is to focus on the rehabilitation of male parole violators and those inmates transferred from the DOC's work release centers who have consistently violated the Divisions rules/regulations with regards to drugs and/or use of intoxicants. OCCC opened in 1998 for the purpose of housing and supervising female adult offenders. The facility continued with this mission until the opening of the Lakin Correctional Center for Women in 2003, at which time it became an all-male adult facility.

The facility offers a wide variety of job opportunities for inmates inside and outside of the facility (supervised community service crews). It also provides programs such as Education, Transitional Skills/Computer based classes, Drug and Alcohol treatment programs, Crime Victim Awareness, and Anger Management Classes, Underground Mining classes and Thinking For a Change program.

In FY 2014, the Ohio County Correctional Center has demonstrated its ability to change by initiating the new second strike program. This is a program that provides a structured environment for those inmates who were housed at work release centers, but violated the division drug/alcohol policy. The facility also has been preparing for its upcoming ACA reaccreditation audit scheduled for October 2014.

During the past year, not only has OCCC been able to continue its ongoing and successful mission, it has also been able to assist the local communities with over 52,000 hours of community service participation. These projects included the annual Wheeling area cleanup, the Stern Wheel Festival, preparation of the old WVP for the annual Mock Riot, cleaning up local play grounds, and assistance with local churches.



Parkersburg Correctional Center



Anne Thomas, Warden

Parkersburg Correctional Center (PBCC) was formerly the Holiday Inn that closed in August 2007. PBCC officially opened on August 6, 2012 and received the first 30 inmates on August 29, 2012. PBCC is a minimum-security facility which currently houses 130 male offenders who are carefully screened through a risk assessment classification method for participation in the work release program. Inmates assigned to the facility are minimum or community classification status and must be within eighteen months of parole eligibility or discharge to be eligible for Work Release assignment and within twenty four months of parole eligibility or discharge to enroll in the Residential Substance Abuse Treatment Unit (RSAT).

The RSAT Unit operates under the therapeutic community model of treatment, wherein offenders are exposed to values and principles consistent with those found in the larger society rather than within the prison subculture. At the same time they are placed in intensive treatment programs to overcome their addictions. PBCC also provides RSAT Aftercare for offenders completing the Therapeutic Community. The RSAT Aftercare is designed to provide a safe transition for the offender from work release to the community, with peer support and follow-up addiction services as they gradually transition back into society.

Inmates are encouraged to further their education by attending General Education Classes (GED), vocational classes, and college courses when applicable. They are also employed in the community in various jobs and pay a percentage of their income to the facility to help defray the cost of incarceration and save taxpayers money. They also utilize their opportunity in the work release program to begin paying child support, court costs or fines, and restitution they may owe. PBCC inmates also assist local communities through various community service projects.

The following are a few of significant accomplishments that occurred during this fiscal year:

- PBCC inmates provided approximately 13,699 community service hours to some of the following organizations in the city of Parkersburg and surrounding areas: City of Parkersburg, Habitat for Humanity, Salvation Army, Humane Society, Parkersburg City Police, Family Crisis Intervention Center, Parkersburg Fire Department, Kids First Program, Parkersburg High School, various local churches, and community projects.
- PBCC established the Turning Point Garden June 2012. Inmates from the Work Release and the RSAT unit provide the daily maintenance for the garden. Various seeds and plants for the garden were donated by the Agriculture program from Wood County Technical Center at Parkersburg South High School. Produce from the garden is donated to the Mountaineer Food Bank to assist in alleviating hunger in West Virginia. Over the last year, PBCC has donated more than 300lbs of produce to the Mountaineer Food Bank.
- Collaborative effort with KISRA (the Kanawha Institute for Social Research & Action, Inc.), Workforce WV, and the WV Department Education to provide the following programs: Parenting Inside and Out, Financial Peace, Courage Inside and Out, Workforce Readiness, and 99 Days & a Get Up.



Pruntytown Correctional Center



Debra Minnix, Warden

The Pruntytown Correctional Center (PCC) was originally established as the West Virginia Industrial School for Boys in 1891 and served as a juvenile facility until being closed in January of 1983. Pruntytown reopened in 1985, housing minimum custody adult male inmates whose primary work function was to renovate the facility. In 1988, 32 adult female inmates were moved to Pruntytown, making it the state's first adult co-ed correctional facility.

Pruntytown now houses 369 minimum and medium security adult male inmates who are within 36 months of possible release through parole or discharge.

Accomplishments at Pruntytown Correctional Center for FY 2014, include:

- Energy Saving Performance Contract (ESCO) continued with upgrades to the facility.
- The boilers on Units 18, 19, and 24 were replaced with an energy efficient system.
- A new centralized laundry was established, replacing the laundry rooms on housing units.
- A Field Training Officer (FTO) Program was implemented for new Correctional Officers, which has been a huge success in producing a more knowledgeable and productive Correctional Officer. The training they are receiving is quality top notch material.
- The Paws4Prison Program at Pruntytown has had a very successful first year. In order to provide additional opportunities for socialization and public access training to the dogs, inmate handlers accompany the dogs to Fairmont State University. There the dogs learn to function in a variety of settings such as a crowd at sporting event, a class room, or the cafeteria. The commands they learn allow these service dogs to accompany their future client into public places while virtually going unnoticed such as laying underneath a table when out in a restaurant. This training is essential to the successful placement of these dogs and providing the utmost benefit to the client.
- The Crime Victim Awareness Committee (CVAC) was active throughout the year. In October, they sponsored a community awareness walk in downtown Grafton. Another community walk was held in April to commemorate Crime Victim Awareness Month.
- The Center sponsored a blood drive with American Red Cross in June, donating 23 units of blood; potentially saving 69 lives.
- PCC's Good Neighbor Crew continued to assist various organizations, including Fort New Salem in Salem, WV where they reconstructed the Waldo Run cabin.



Members of Crime Victims Awareness Committee walk in downtown Grafton, to raise awareness for Crime Victims



Salem Correctional Center



David Jones, Warden

On July 1, 2014, the Salem Correctional Center celebrated its one year anniversary of being a DOC facility. The former WV Industrial Home for Youth, which operated under the WV Division of Juvenile Services, officially became the Salem Correctional Center on July 1, 2013. The process of transitioning from one agency to another was a huge undertaking that included changes to the physical plant of the facility, the hiring of new staff, and WV DOC Basic Training and “on the job” training for all existing staff that transferred from DJS. Inmates began arriving on October 7, 2013, and after a series of intakes over the period of several weeks, we reached capacity of 388.

Operational Projects Completed in FY 2014

- New perimeter fencing installed within the facility
- Two HVAC systems installed
- Renovations to the main dining hall
- New Televisions mounted in the housing units
- 388 inmate beds installed throughout the facility
- Renovations to the facility chapel

The Salem Correctional Center offers a variety of inmate programs and educational opportunities which include:

- Residential Substance Abuse Treatment (a 64 man unit)
- Lifeskills/Transitional programming
- Adult Basic Education
- Business Education
- As well as Vocational Training: including Plumbing, HVAC, and Culinary Arts
- WVU Master Gardening program

The Salem Correctional Center also has a strong focus upon Religious Services opportunities for members of all faiths. Church services routinely draw from 80-100 inmates on a weekly basis. Many volunteers are a part of this aspect of the facility including; “Bikers for Christ”, several local churches, and “Rock of Ages Prison Ministry.”

During our first year, we had a total of 12 different work crews that have provided community service to three counties (Harrison, Doddridge, and Marion), including a “Good Neighbor” crew that services the town of Salem. One of the jobs that our local crew performed was the renovation of the Salem Community Building.



Painting on the floor of the Salem City Building, completed by the Good Neighbor Crew from SCC



St. Marys Correctional Center



Patrick Mirandy, Warden

The St. Marys Correctional Center (SMCC) is located three miles north of St. Marys, West Virginia on State Route 2 in Pleasants County. It was formerly known as the Colin Anderson Center, which was established in 1932 by an Act of the Legislature. The Colin Anderson Center was closed in the spring of 1998, at which time funding was provided to renovate the facility as a correctional center.

In the early spring of 1998, the West Virginia Division of Corrections began the transition to house adult male, minimum to medium security inmates at SMCC. In addition to the general population offenders, the targeted population includes aging, geriatric, special needs and chronic medical offenders with lower custody type classification. Today the total population for facility is 618. SMCC has 230 personnel on site that are state employees to support the St. Marys Correctional Center (160 uniform and 70 non-uniform).

2014 was a productive year at St. Marys Correctional Center. In December 2013, the center welcomed John Anderson as the New Deputy Warden and Sean Markey as Associate Warden of Security. With new leadership, come new ideas and new accomplishments, some of which are highlighted below:

In the fall of 2013, SMCC's firing range pavilion was complete, giving the staff at SMCC safe training areas for firearms.

The SMCC Employee Association held a "Christmas with Corrections" raising over \$1000.00 and went shopping with local less fortunate children from St. Marys. SMCC Staff also participated in the popular "Shop with a Cop" program in Parkersburg, WV, in December of 2013.

SMCC created 56 new beds in Building #83. The renovation was done almost entirely by inmates and staff. This is an open dorm setting with 28 sets of bunk beds.

At the end of the Harvest Season in fall of 2013, SMCC had provided the Mountaineer food bank with over 5000 lbs. of produce grown here at SMCC. In the spring of 2014, SMCC gardens size was increased by more than double and plan to donate over 5 tons of produce to the needy of West Virginia.

In February 2014, US Attorney Booth Goodwin held a press conference at SMCC to showcase the duffle bags that were made by the inmates at SMCC's Prison Industries. The bags were created for the "Carry on Campaign" which allows foster kids a form of luggage when moving from one host home to another.

In February 2014, SMCC welcomed the Paws-4-Prison Program (P4P). This program is designed to allow the inmate an opportunity to train Service Dogs who will in turn assist veterans with PTSD and Autistic Children. The program also allows for the inmates to take a dog from the local shelter and trains them with a set of basic commands which make them a better candidate for Adoption. Amanda Anderson was selected to fill the role as SMCC Paws-4-Prison Manager. The DOC has developed a partnership with this foundation as the P4P program is now in four facilities with others to come.



New firing range at SMCC



County Spotlight

The following section shows the number of inmates incarcerated from each individual county on or about June 30th of the last 13 years.

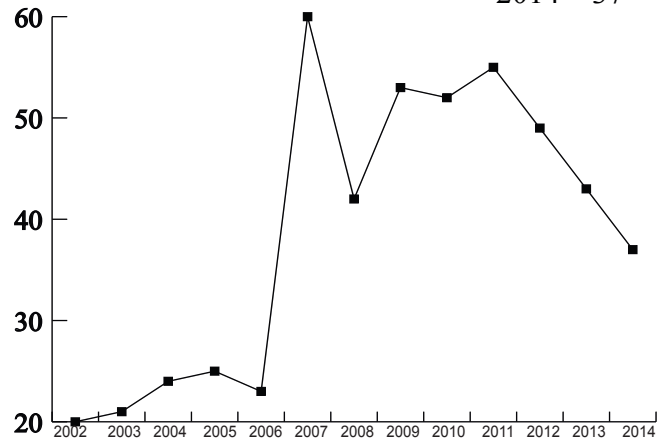


Barbour County

Number of inmates incarcerated at end of each fiscal year.

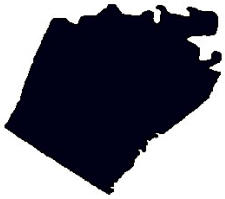


2002	20	2008	42
2003	21	2009	53
2004	24	2010	52
2005	25	2011	55
2006	23	2012	49
2007	60	2013	43
		2014	37

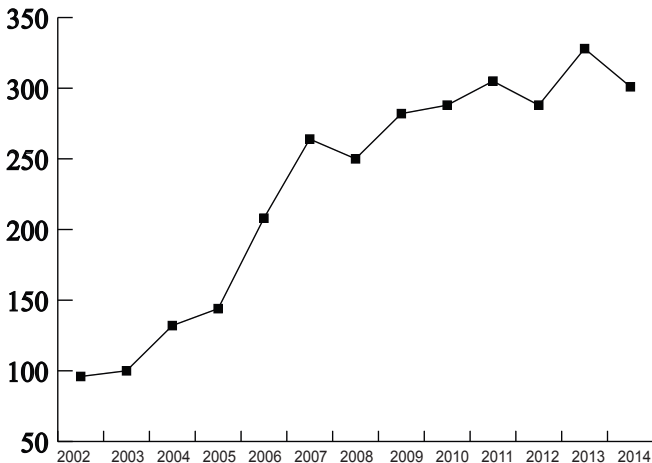


Berkeley County

Number of inmates incarcerated at end of each fiscal year.



2002	96	2008	250
2003	100	2009	282
2004	132	2010	288
2005	144	2011	305
2006	208	2012	288
2007	264	2013	328
		2014	301

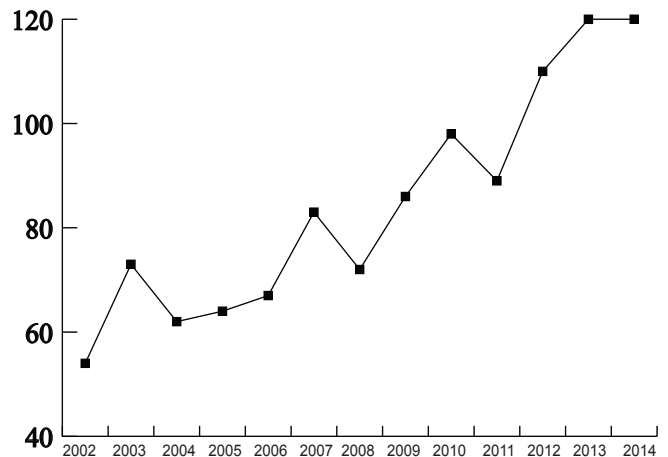


Boone County

Number of inmates incarcerated at end of each fiscal year.



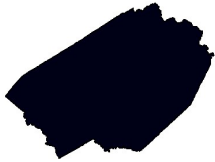
2002	54	2008	72
2003	73	2009	86
2004	62	2010	98
2005	64	2011	89
2006	67	2012	110
2007	83	2013	120
		2014	120



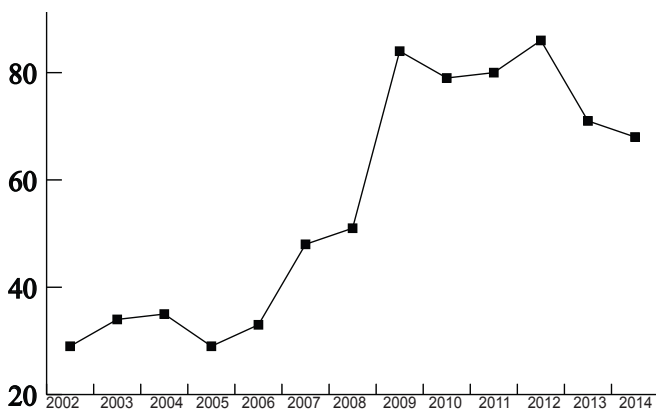
County Spotlights

Braxton County

Number of inmates incarcerated at end of each fiscal year.



2002	29	2008	51
2003	34	2009	84
2004	35	2010	79
2005	29	2011	80
2006	33	2012	86
2007	48	2013	71
		2014	68

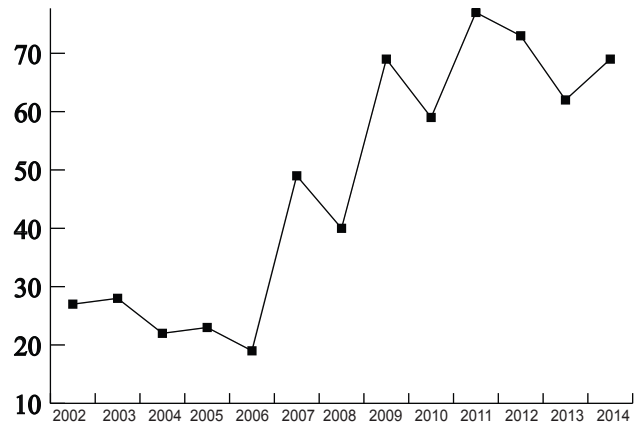


Brooke County

Number of inmates incarcerated at end of each fiscal year.




2002	27	2008	40
2003	28	2009	69
2004	22	2010	59
2005	23	2011	77
2006	19	2012	73
2007	49	2013	62
		2014	69

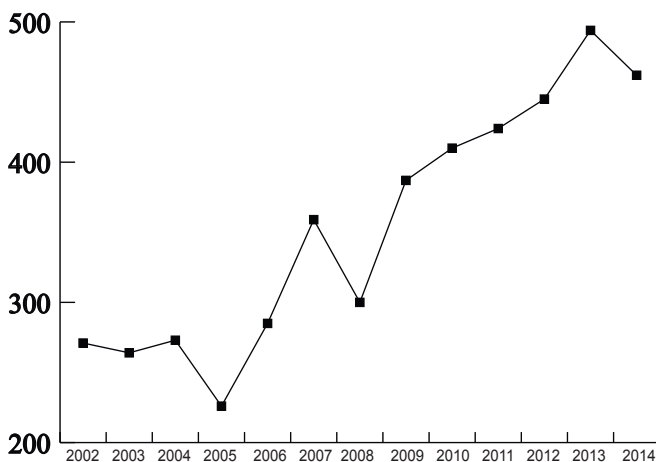


Cabell County

Number of inmates incarcerated at end of each fiscal year.



2002	271	2008	300
2003	264	2009	387
2004	273	2010	410
2005	226	2011	424
2006	285	2012	445
2007	359	2013	494
		2014	462

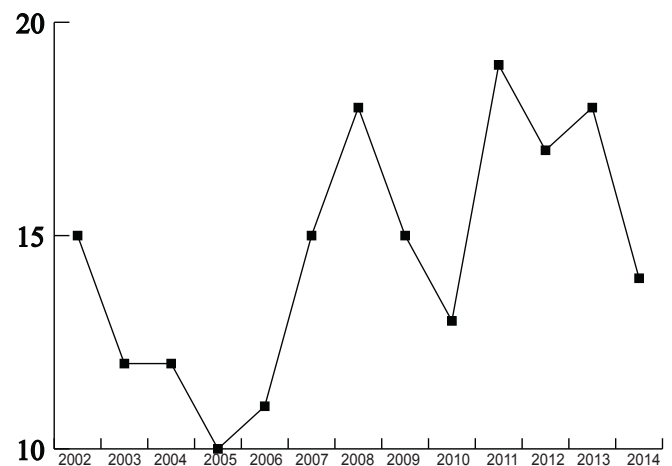


Calhoun County

Number of inmates incarcerated at end of each fiscal year.




2002	15	2008	18
2003	12	2009	15
2004	12	2010	13
2005	10	2011	19
2006	11	2012	17
2007	15	2013	18
		2014	14



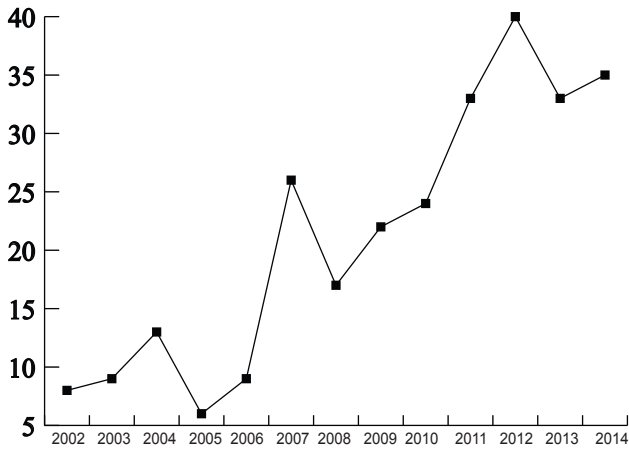
County Spotlights

Clay County

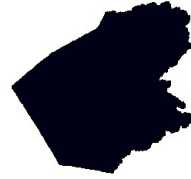


Number of inmates incarcerated at end of each fiscal year.

2002	8	2008	17
2003	9	2009	22
2004	13	2010	24
2005	6	2011	33
2006	9	2012	40
2007	26	2013	33
		2014	35

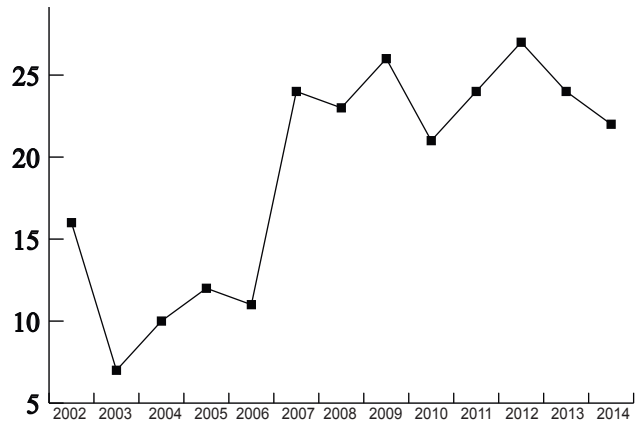


Doddridge County



Number of inmates incarcerated at end of each fiscal year.

2002	16	2008	23
2003	7	2009	26
2004	10	2010	21
2005	12	2011	24
2006	11	2012	27
2007	24	2013	24
		2014	22

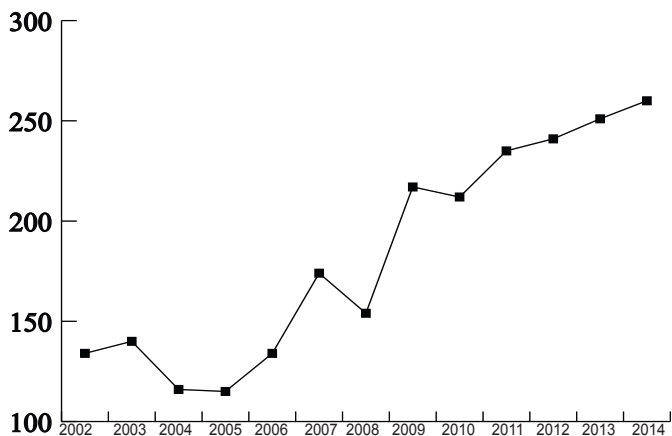


Fayette County

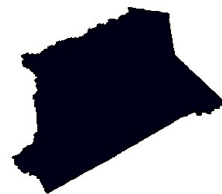


Number of inmates incarcerated at end of each fiscal year.

2002	134	2008	154
2003	140	2009	217
2004	116	2010	212
2005	115	2011	235
2006	134	2012	241
2007	174	2013	251
		2014	260

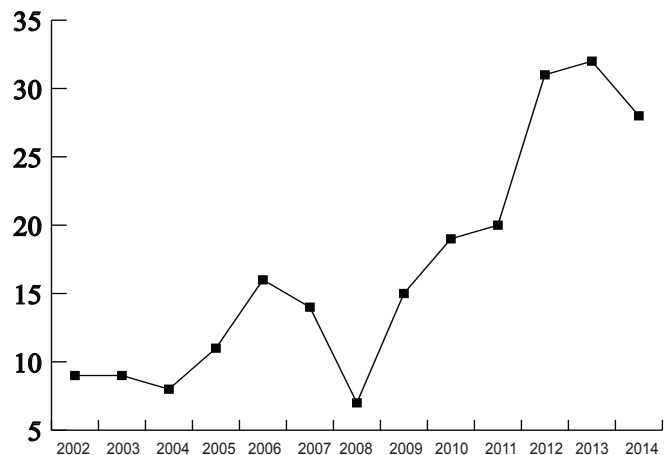


Gilmer County



Number of inmates incarcerated at end of each fiscal year.

2002	9	2008	7
2003	9	2009	15
2004	8	2010	19
2005	11	2011	20
2006	16	2012	31
2007	14	2013	32
		2014	28



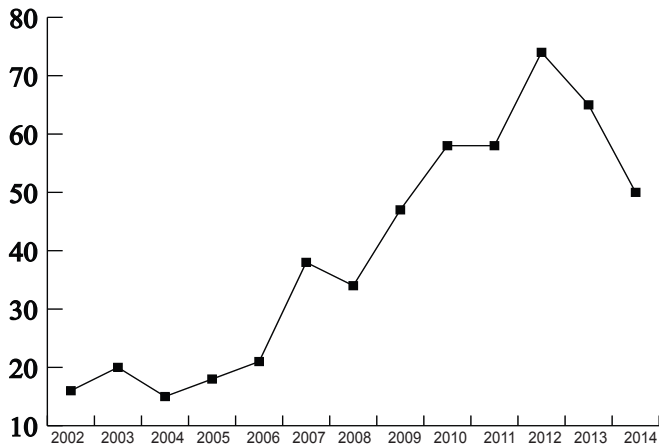
County Spotlights

Grant County



Number of inmates incarcerated at end of each fiscal year.

2002	16	2008	34
2003	20	2009	47
2004	15	2010	58
2005	18	2011	58
2006	21	2012	74
2007	38	2013	65
		2014	50

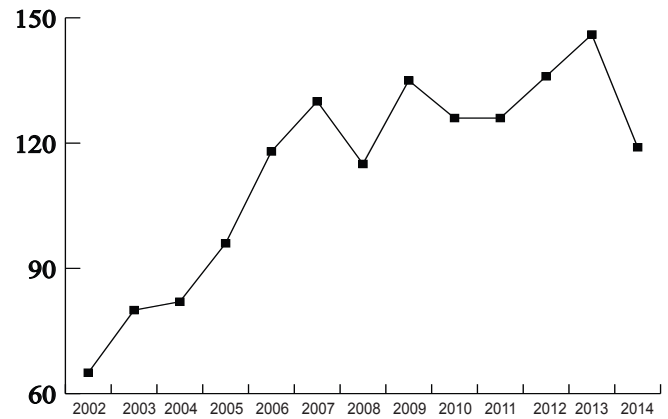


Greenbrier County

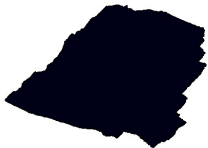


Number of inmates incarcerated at end of each fiscal year.

2002	65	2008	115
2003	80	2009	135
2004	82	2010	126
2005	96	2011	126
2006	118	2012	136
2007	130	2013	146
		2014	119

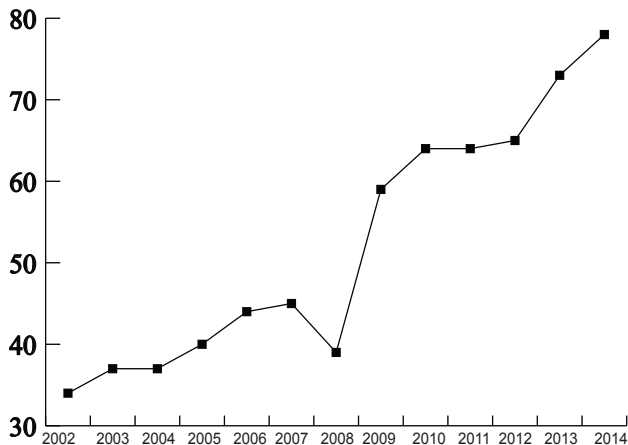


Hampshire County



Number of inmates incarcerated at end of each fiscal year.

2002	34	2008	39
2003	37	2009	59
2004	37	2010	64
2005	40	2011	64
2006	44	2012	65
2007	45	2013	73
		2014	78

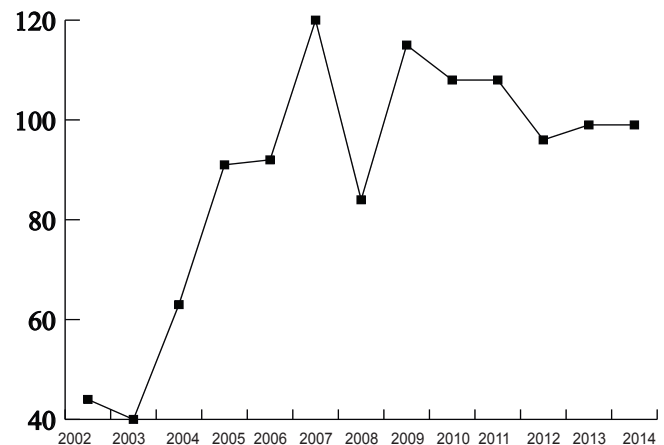


Hancock County



Number of inmates incarcerated at end of each fiscal year.

2002	44	2008	84
2003	40	2009	115
2004	63	2010	108
2005	91	2011	108
2006	92	2012	96
2007	120	2013	99
		2014	99



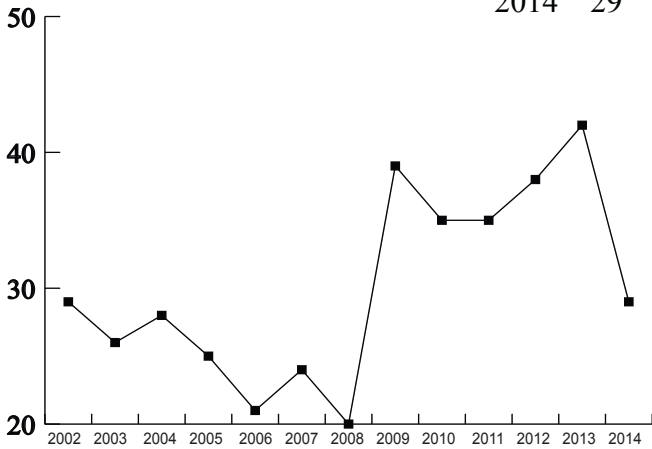
County Spotlights

Hardy County

Number of inmates incarcerated at end of each fiscal year.



2002	29	2008	20
2003	26	2009	39
2004	28	2010	35
2005	25	2011	35
2006	21	2012	38
2007	24	2013	42
		2014	29

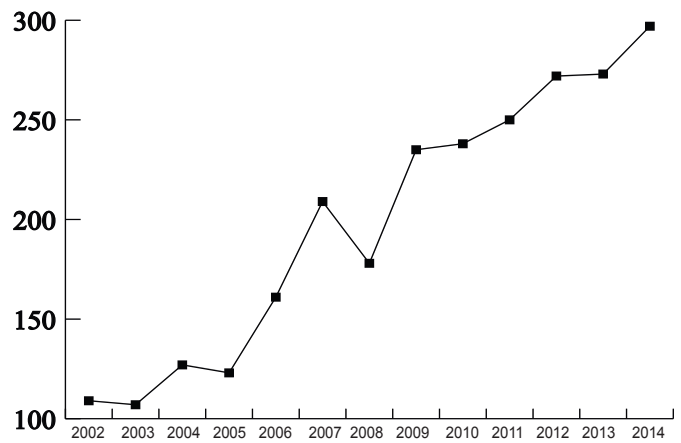


Harrison County

Number of inmates incarcerated at end of each fiscal year.



2002	109	2008	178
2003	107	2009	235
2004	127	2010	238
2005	123	2011	250
2006	161	2012	272
2007	209	2013	273
		2014	297

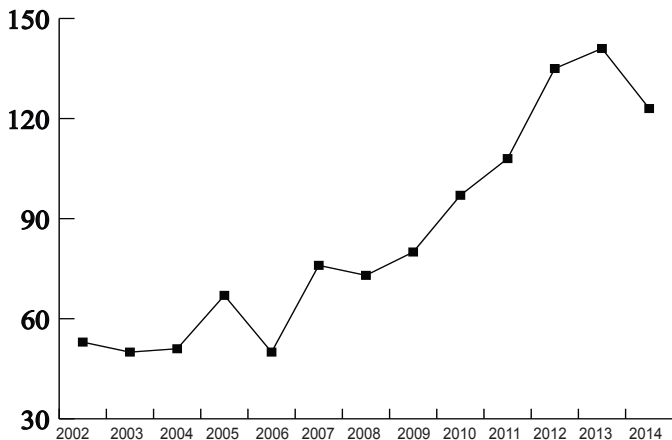


Jackson County

Number of inmates incarcerated at end of each fiscal year.



2002	53	2008	73
2003	50	2009	80
2004	51	2010	97
2005	67	2011	108
2006	50	2012	135
2007	76	2013	141
		2014	123

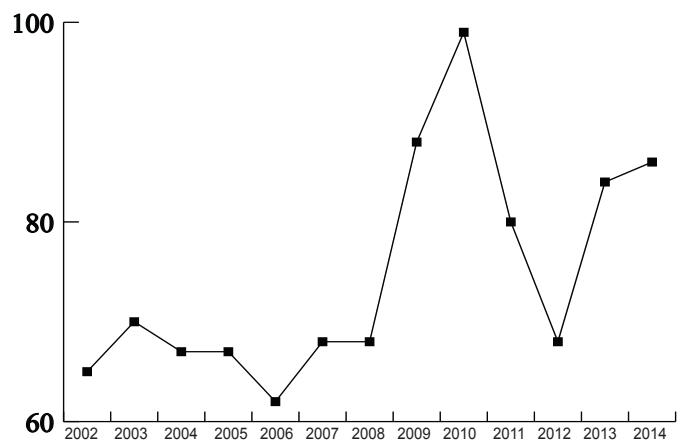


Jefferson County

Number of inmates incarcerated at end of each fiscal year.



2002	65	2008	68
2003	70	2009	88
2004	67	2010	99
2005	67	2011	80
2006	62	2012	68
2007	68	2013	84
		2014	86



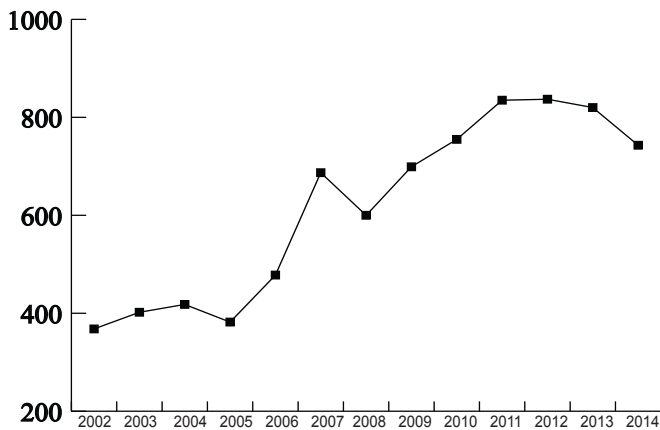
County Spotlights

Kanawha County



Number of inmates incarcerated at end of each fiscal year.

2002	368	2008	600
2003	402	2009	699
2004	418	2010	755
2005	382	2011	835
2006	478	2012	837
2007	687	2013	820
		2014	743

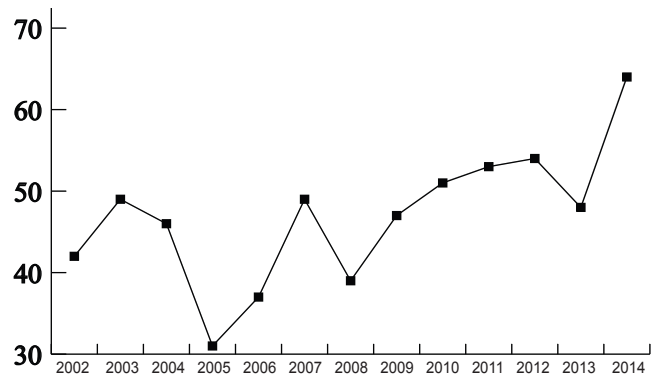


Lewis County

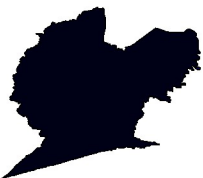


Number of inmates incarcerated at end of each fiscal year.

2002	42	2008	39
2003	49	2009	47
2004	46	2010	51
2005	31	2011	53
2006	37	2012	54
2007	49	2013	48
		2014	64

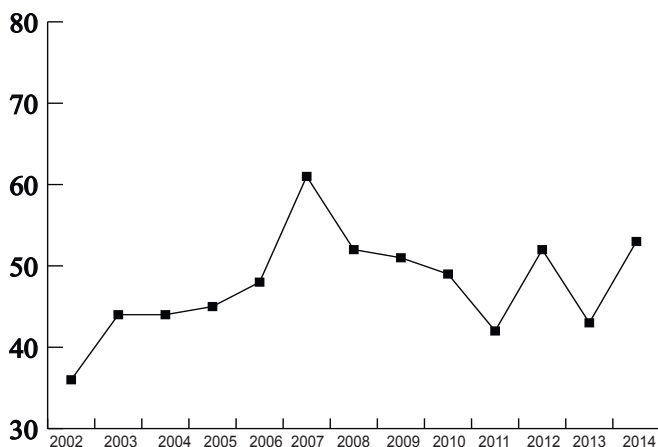


Lincoln County



Number of inmates incarcerated at end of each fiscal year.

2002	36	2008	52
2003	44	2009	51
2004	44	2010	49
2005	45	2011	42
2006	48	2012	52
2007	61	2013	43
		2014	53

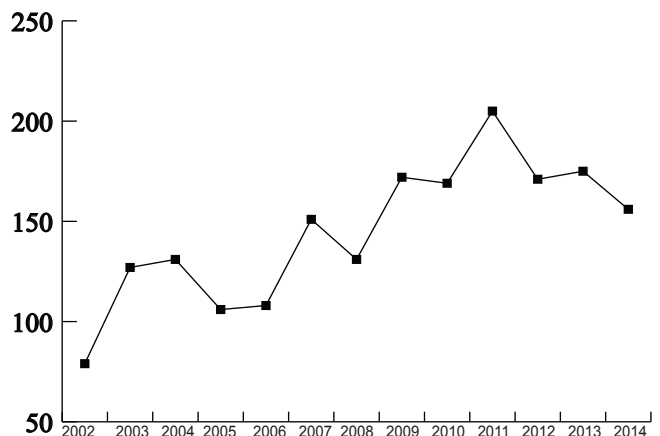


Logan County



Number of inmates incarcerated at end of each fiscal year.

2002	79	2008	131
2003	127	2009	172
2004	131	2010	169
2005	106	2011	205
2006	108	2012	171
2007	151	2013	175
		2014	156



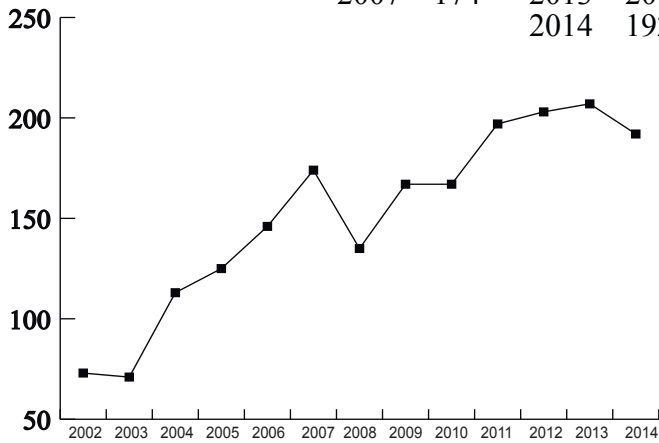
County Spotlights

Marion County

Number of inmates incarcerated at end of each fiscal year.



2002	73	2008	135
2003	71	2009	167
2004	113	2010	167
2005	125	2011	197
2006	146	2012	203
2007	174	2013	207
		2014	192

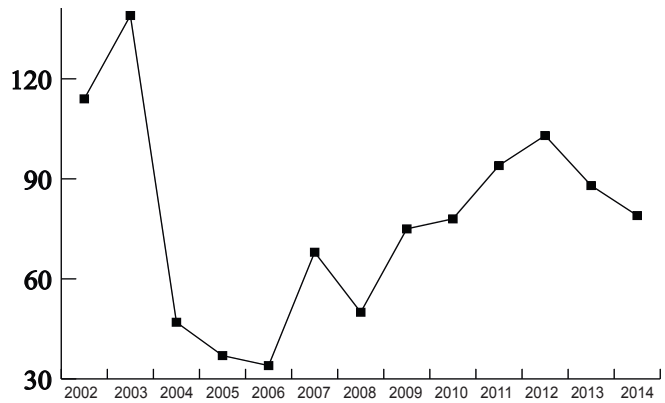


Marshall County

Number of inmates incarcerated at end of each fiscal year.



2002	114	2008	50
2003	139	2009	75
2004	47	2010	78
2005	37	2011	94
2006	34	2012	103
2007	68	2013	88
		2014	79

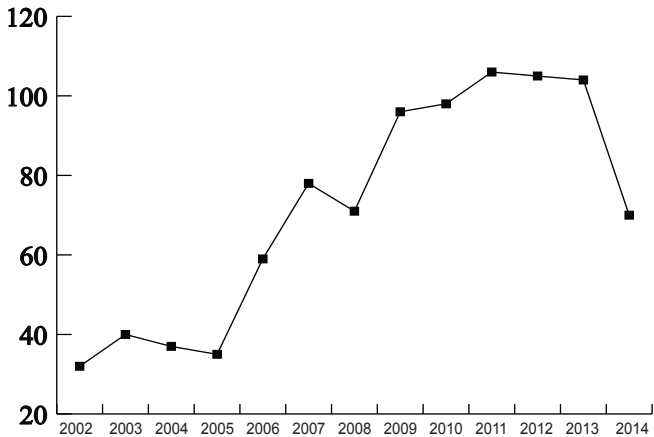


Mason County

Number of inmates incarcerated at end of each fiscal year.



2002	32	2008	71
2003	40	2009	96
2004	37	2010	98
2005	35	2011	106
2006	59	2012	105
2007	78	2013	104
		2014	70

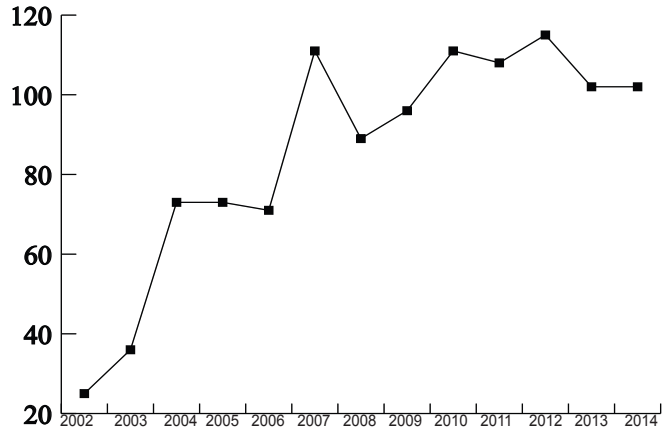


McDowell County

Number of inmates incarcerated at end of each fiscal year.



2002	25	2008	89
2003	36	2009	96
2004	73	2010	111
2005	73	2011	108
2006	71	2012	115
2007	111	2013	102
		2014	102



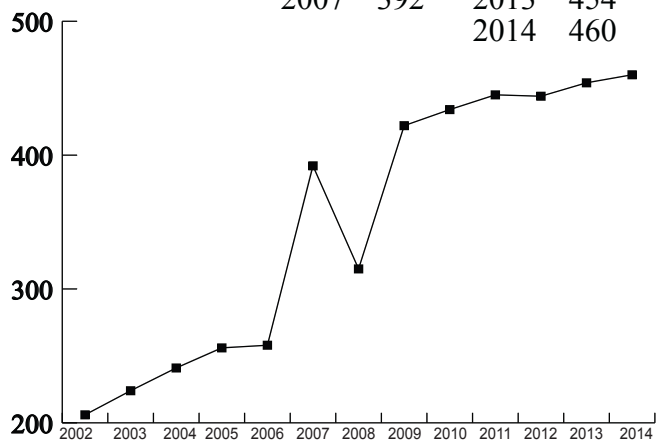
County Spotlights

Mercer County

Number of inmates incarcerated at end of each fiscal year.



2002	206	2008	315
2003	224	2009	422
2004	241	2010	434
2005	256	2011	445
2006	258	2012	444
2007	392	2013	454
		2014	460

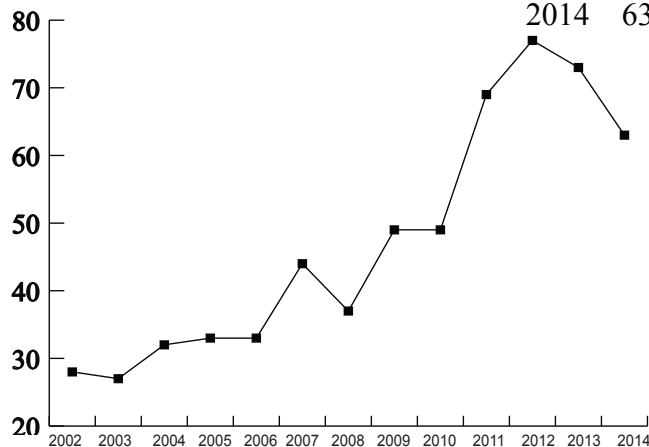


Mineral County

Number of inmates incarcerated at end of each fiscal year.

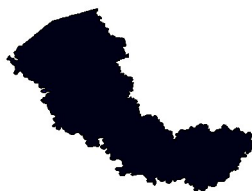


2002	28	2008	37
2003	27	2009	49
2004	32	2010	49
2005	33	2011	69
2006	33	2012	77
2007	44	2013	73
		2014	63

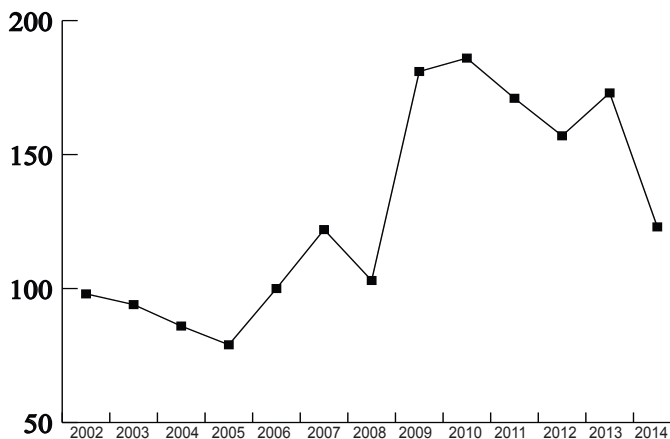


Mingo County

Number of inmates incarcerated at end of each fiscal year.



2002	98	2008	103
2003	94	2009	181
2004	86	2010	186
2005	79	2011	171
2006	100	2012	157
2007	122	2013	173
		2014	123

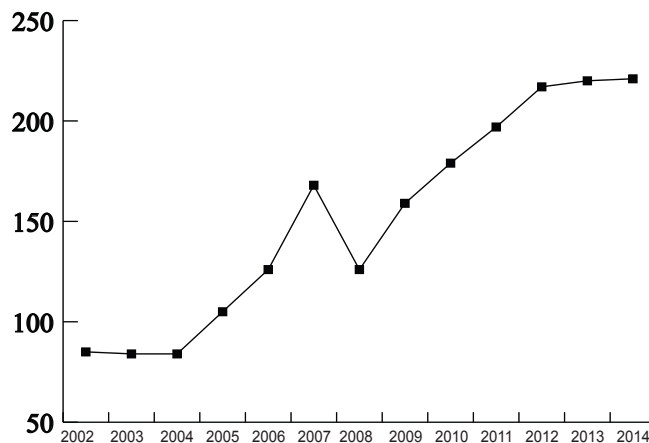


Monongalia County

Number of inmates incarcerated at end of each fiscal year.



2002	85	2008	126
2003	84	2009	159
2004	84	2010	179
2005	105	2011	197
2006	126	2012	217
2007	168	2013	220
		2014	221



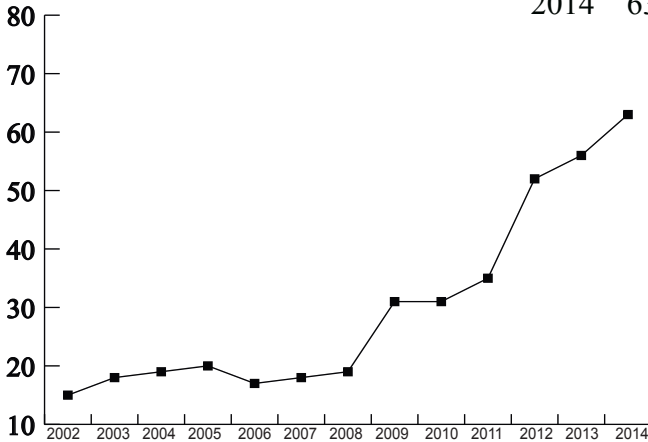
County Spotlights

Monroe County

Number of inmates incarcerated at end of each fiscal year.



2002	15	2008	19
2003	18	2009	31
2004	19	2010	31
2005	20	2011	35
2006	17	2012	52
2007	18	2013	56
		2014	63

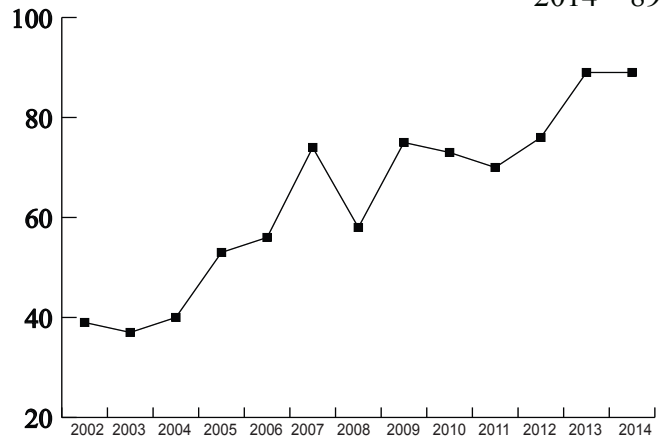


Morgan County

Number of inmates incarcerated at end of each fiscal year.



2002	39	2008	58
2003	37	2009	75
2004	40	2010	73
2005	53	2011	70
2006	56	2012	76
2007	74	2013	89
		2014	89

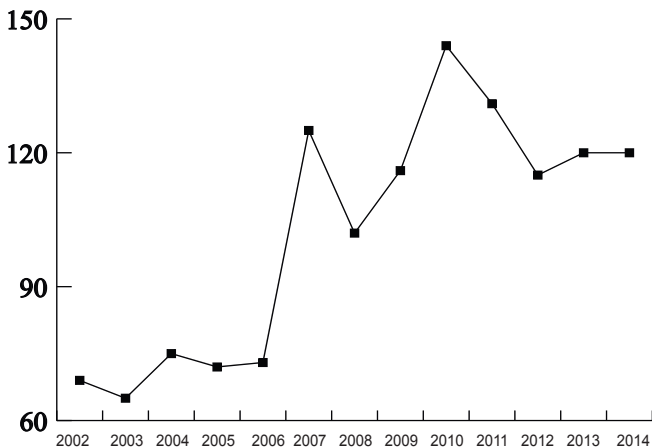


Nicholas County

Number of inmates incarcerated at end of each fiscal year.



2002	69	2008	102
2003	65	2009	116
2004	75	2010	144
2005	72	2011	131
2006	73	2012	115
2007	125	2013	120
		2014	120

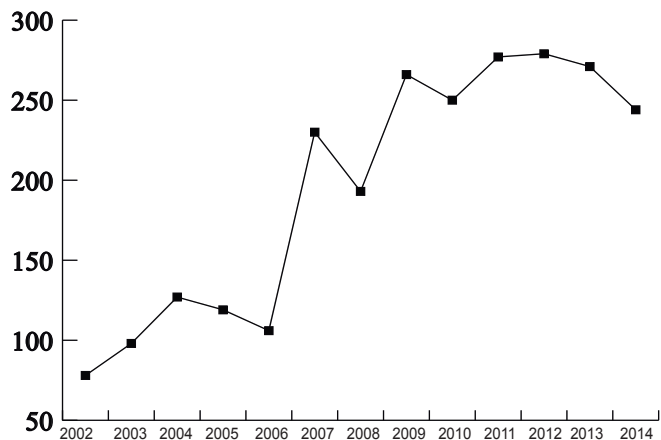


Ohio County

Number of inmates incarcerated at end of each fiscal year.



2002	78	2008	193
2003	98	2009	266
2004	127	2010	250
2005	119	2011	277
2006	106	2012	279
2007	230	2013	271
		2014	244



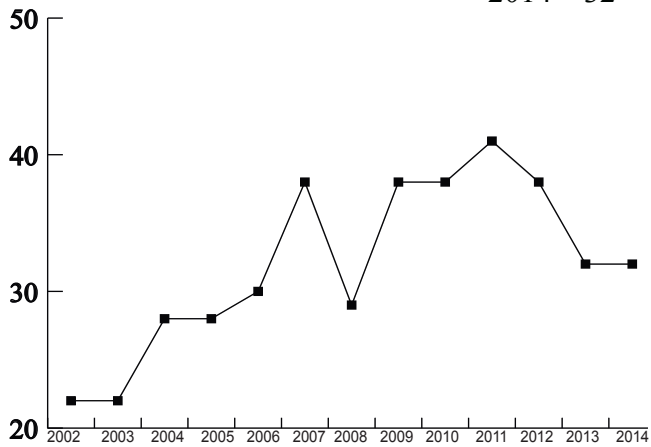
County Spotlights

Pendleton County

Number of inmates incarcerated at end of each fiscal year.



2002	22	2008	29
2003	22	2009	38
2004	28	2010	38
2005	28	2011	41
2006	30	2012	38
2007	38	2013	32
		2014	32

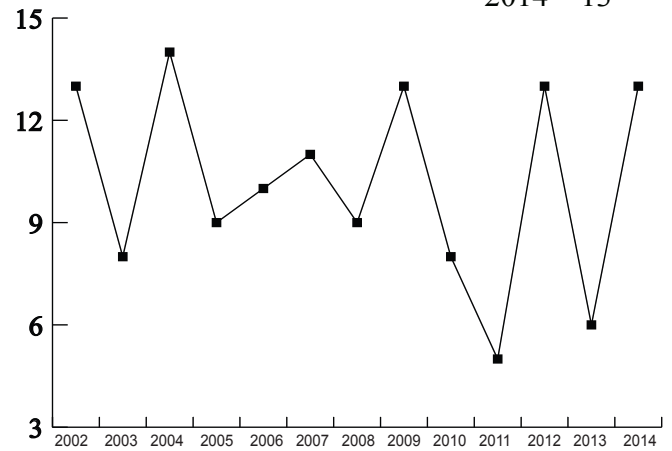


Pleasants County

Number of inmates incarcerated at end of each fiscal year.



2002	13	2008	9
2003	8	2009	13
2004	14	2010	8
2005	9	2011	5
2006	10	2012	13
2007	11	2013	6
		2014	13

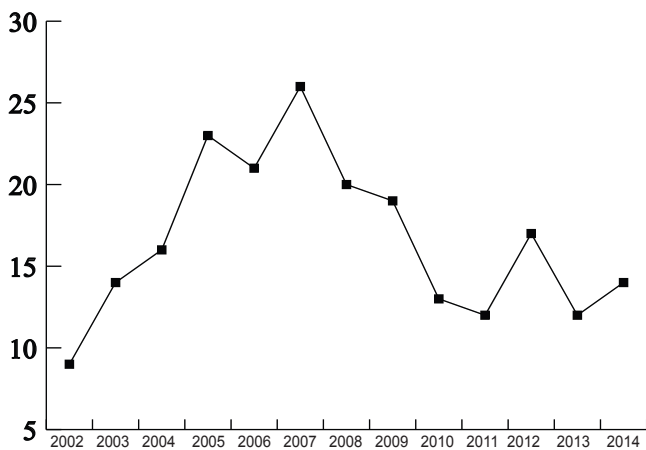


Pocahontas County

Number of inmates incarcerated at end of each fiscal year.



2002	9	2008	20
2003	14	2009	19
2004	16	2010	13
2005	23	2011	12
2006	21	2012	17
2007	26	2013	12
		2014	14

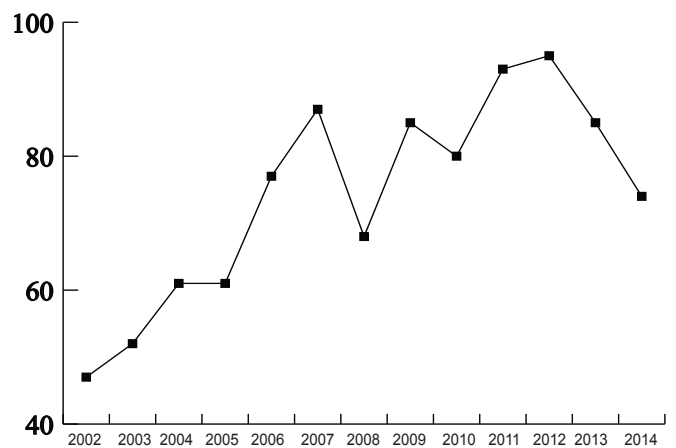


Preston County

Number of inmates incarcerated at end of each fiscal year.




2002	47	2008	68
2003	52	2009	85
2004	61	2010	80
2005	61	2011	93
2006	77	2012	95
2007	87	2013	85
		2014	74



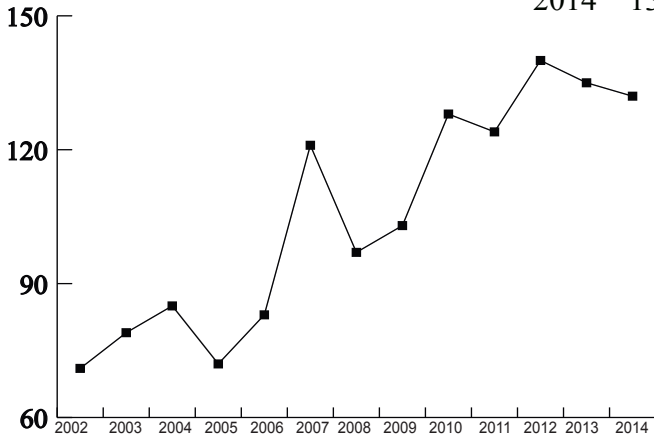
County Spotlights

Putnam County

Number of inmates incarcerated at end of each fiscal year.



2002	71	2008	97
2003	79	2009	103
2004	85	2010	128
2005	72	2011	124
2006	83	2012	140
2007	121	2013	135
		2014	132

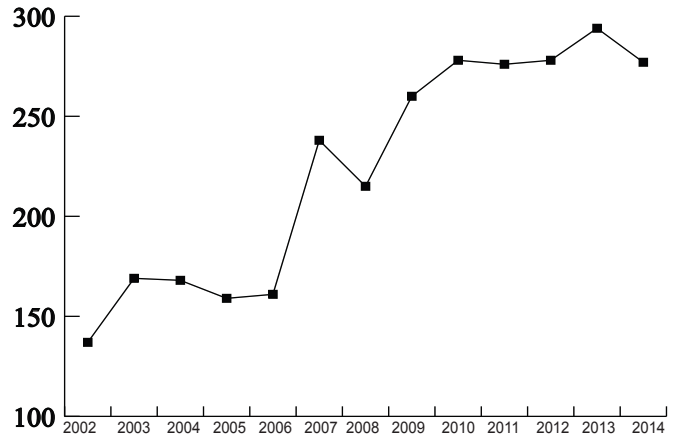


Raleigh County

Number of inmates incarcerated at end of each fiscal year.



2002	137	2008	215
2003	169	2009	260
2004	168	2010	278
2005	159	2011	276
2006	161	2012	278
2007	238	2013	294
		2014	277

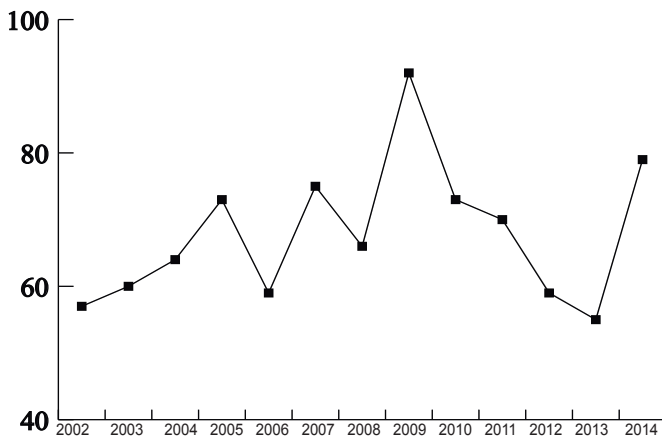


Randolph County

Number of inmates incarcerated at end of each fiscal year.



2002	57	2008	66
2003	60	2009	92
2004	64	2010	73
2005	73	2011	70
2006	59	2012	59
2007	75	2013	55
		2014	79

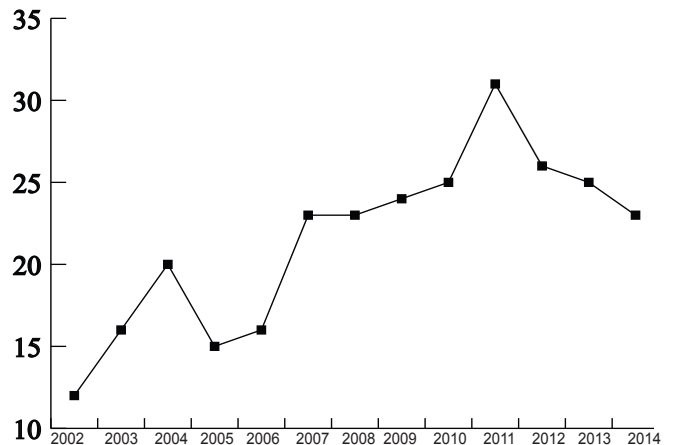


Ritchie County

Number of inmates incarcerated at end of each fiscal year.



2002	12	2008	23
2003	16	2009	24
2004	20	2010	25
2005	15	2011	31
2006	16	2012	26
2007	23	2013	25
		2014	23



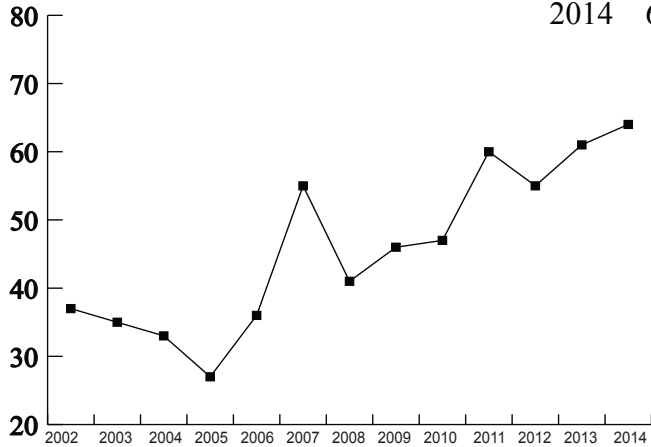
County Spotlights

Roane County

Number of inmates incarcerated at end of each fiscal year.



2002	37	2008	41
2003	35	2009	46
2004	33	2010	47
2005	27	2011	60
2006	36	2012	55
2007	55	2013	61
		2014	64

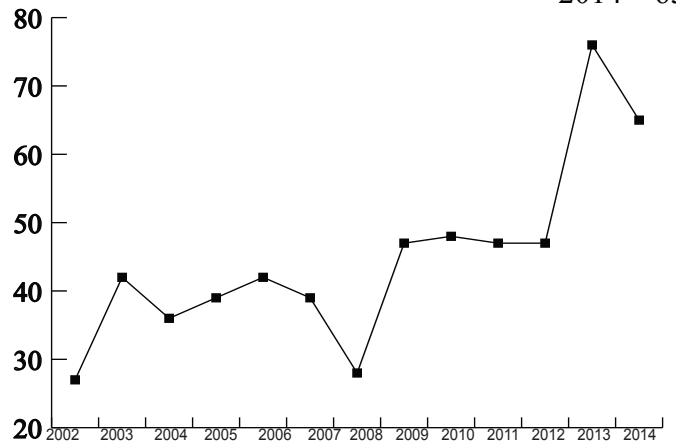


Summers County

Number of inmates incarcerated at end of each fiscal year.




2002	27	2008	28
2003	42	2009	47
2004	36	2010	48
2005	39	2011	47
2006	42	2012	47
2007	39	2013	76
		2014	65

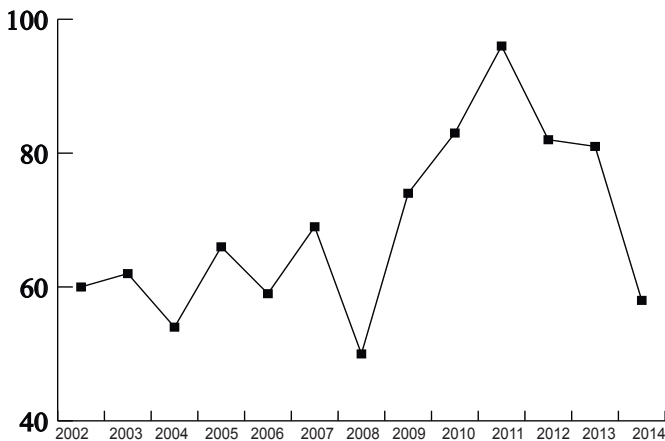


Taylor County

Number of inmates incarcerated at end of each fiscal year.




2002	60	2008	50
2003	62	2009	74
2004	54	2010	83
2005	66	2011	96
2006	59	2012	82
2007	69	2013	81
		2014	58

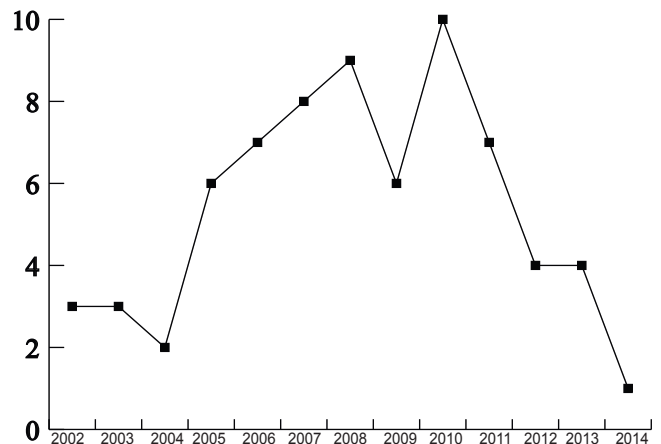


Tucker County

Number of inmates incarcerated at end of each fiscal year.



2002	3	2008	9
2003	3	2009	6
2004	2	2010	10
2005	6	2011	7
2006	7	2012	4
2007	8	2013	4
		2014	1



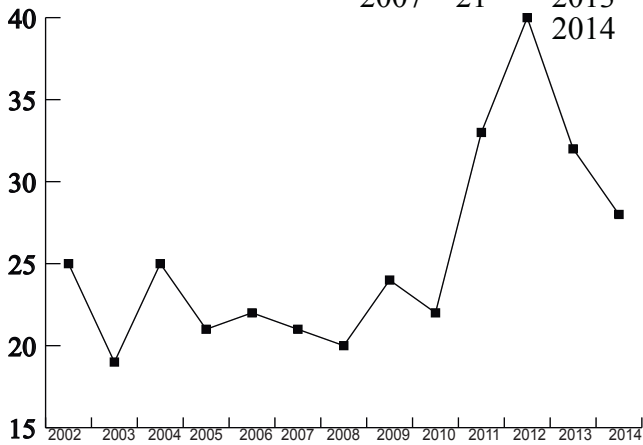
County Spotlights

Tyler County

Number of inmates incarcerated at end of each fiscal year.



2002	25	2008	20
2003	19	2009	24
2004	25	2010	22
2005	21	2011	33
2006	22	2012	40
2007	21	2013	32
		2014	28

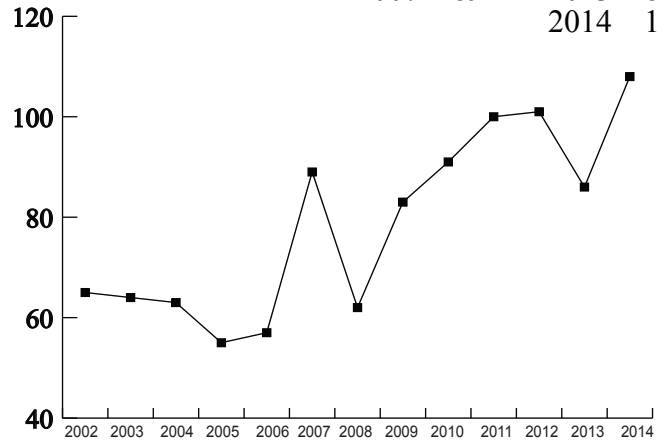


Upshur County

Number of inmates incarcerated at end of each fiscal year.



2002	65	2008	62
2003	64	2009	83
2004	63	2010	91
2005	55	2011	100
2006	57	2012	101
2007	89	2013	86
		2014	108

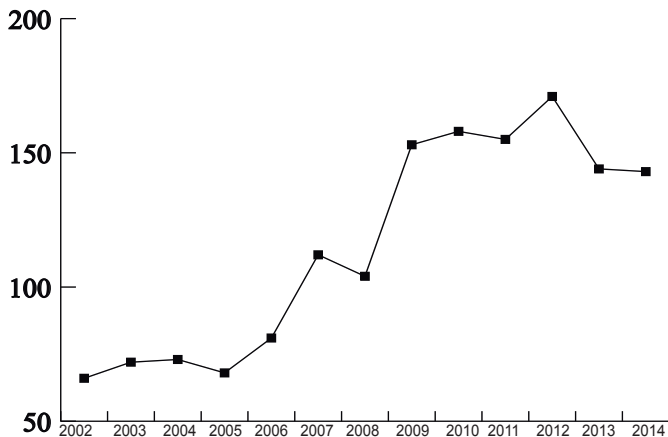


Wayne County

Number of inmates incarcerated at end of each fiscal year.

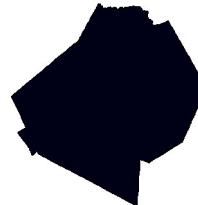


2002	66	2008	104
2003	72	2009	153
2004	73	2010	158
2005	68	2011	155
2006	81	2012	171
2007	112	2013	144
		2014	143

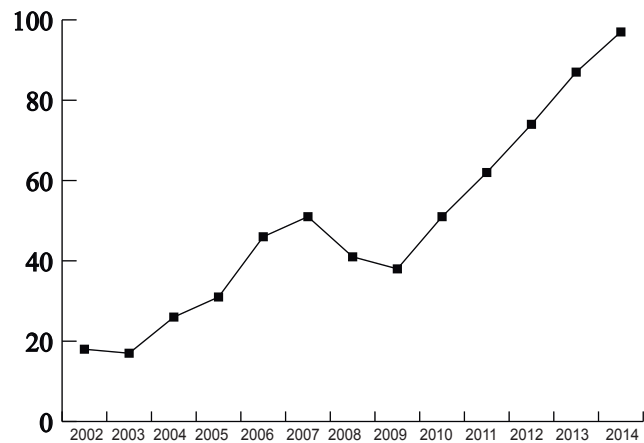


Webster County

Number of inmates incarcerated at end of each fiscal year.



2002	18	2008	41
2003	17	2009	38
2004	26	2010	51
2005	31	2011	62
2006	46	2012	74
2007	51	2013	87
		2014	97



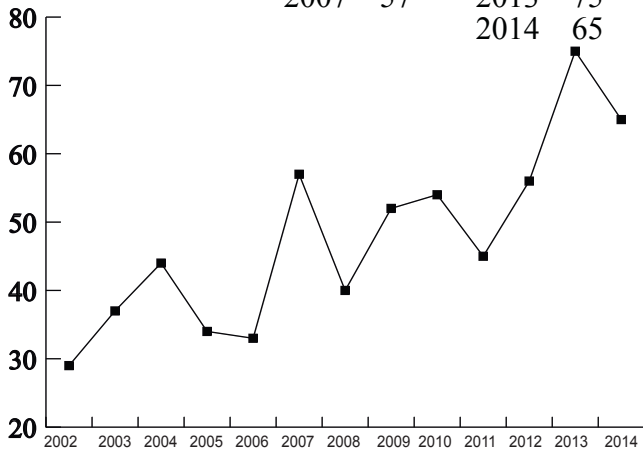
County Spotlights

Wetzel County

Number of inmates incarcerated at end of each fiscal year.



2002	29	2008	40
2003	37	2009	52
2004	44	2010	54
2005	34	2011	45
2006	33	2012	56
2007	57	2013	75
		2014	65

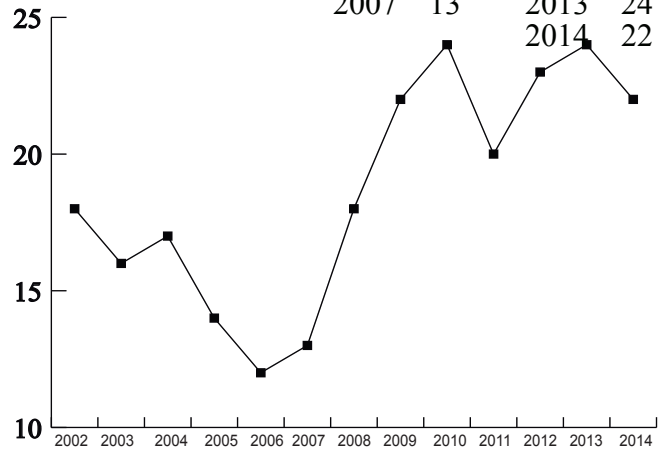


Wirt County

Number of inmates incarcerated at end of each fiscal year.



2002	18	2008	18
2003	16	2009	22
2004	17	2010	24
2005	14	2011	20
2006	12	2012	23
2007	13	2013	24
		2014	22

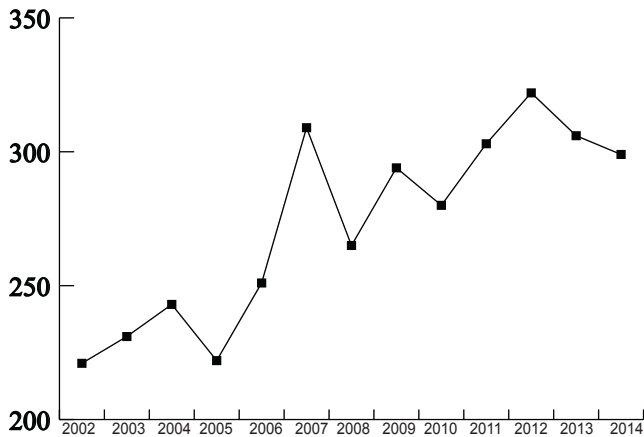


Wood County

Number of inmates incarcerated at end of each fiscal year.

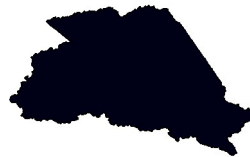


2002	221	2008	265
2003	231	2009	294
2004	243	2010	280
2005	222	2011	303
2006	251	2012	322
2007	309	2013	306
		2014	299

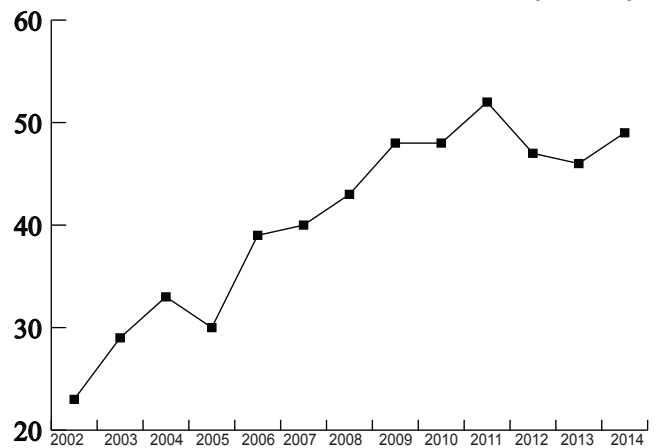


Wyoming County

Number of inmates incarcerated at end of each fiscal year.



2002	23	2008	43
2003	29	2009	48
2004	33	2010	48
2005	30	2011	52
2006	39	2012	47
2007	40	2013	46
		2014	49



Training Statistics

Each year, the WVDOC requires every employee to complete a designated amount of training. Training hours are earned by attending classes, seminars, and various other events. The West Virginia Corrections Academy provides aggressive training in order to develop exemplary corrections professionals. Both basic training and required training hours enhance job performance, sharpen skills, and improve the overall professionalism of the WVDOC.

Table 1: WVDOC Employees completing Basic Training, FY 2014.

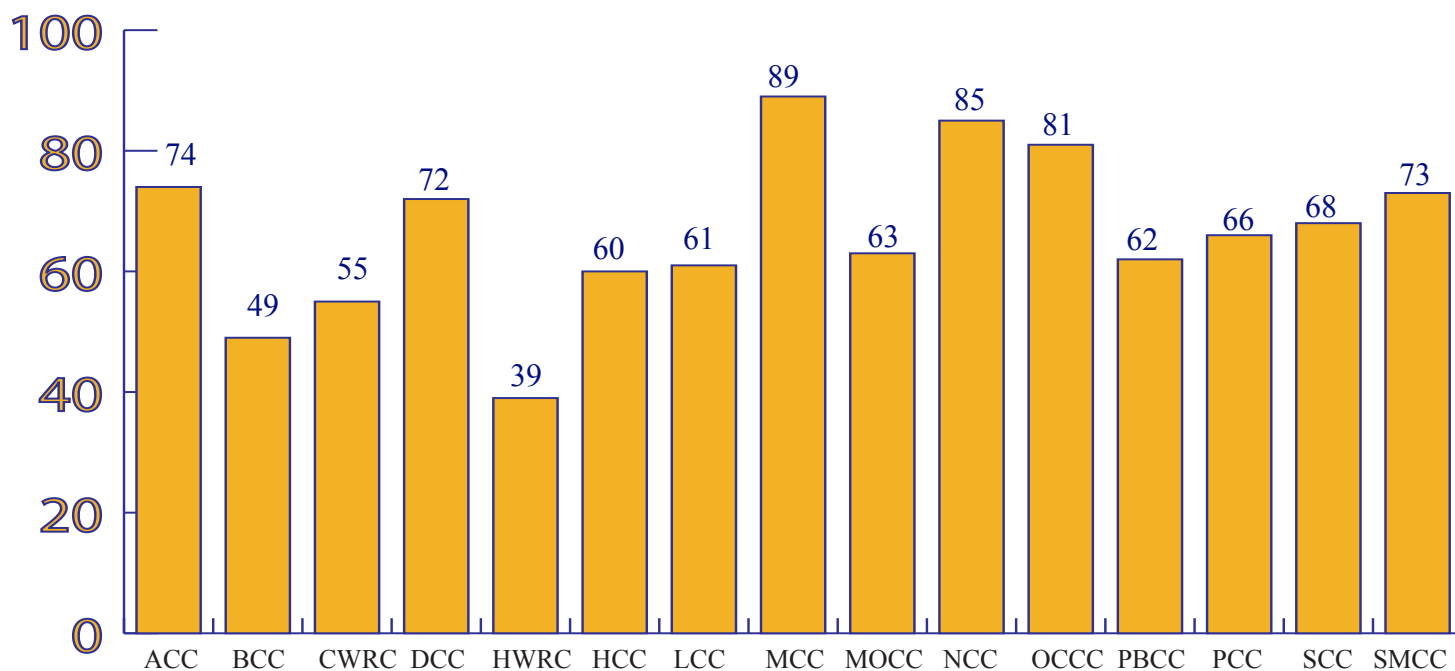
Employees Completing Basic Training	
Uniformed Staff	148
Support Staff	42
Total	190

Table 2: WVDOC Employees completing Required Training, FY 2014.

Location	# Employees completing training	# Employees not completing training	Total # of Training Hours
ACC	91	1	10303.50
BCC	30	3	2251.25
CWRC	8	13	961.90
DCC	62	13	6230.50
HWRC	12	6	1741.50
HCC	286	4	26713.75
LCC	160	2	18496.00
MCC	63	1	6911.00
MCDO	104	21	13313.50
MOCC	303	0	24311.00
NCC	105	22	10169.75
OCCC	30	0	3308.75
PBCC	36	6	3499.25
PCC	137	2	12197.00
SCC	98	72	36300.55
SMCC	83	142	12780.60
WVCA	20	0	1689.00
CO	49	45	2750.00
Parole Services	53	19	4061.50
Correctional Industries	3	1	283.25
Total	1699	373	198,273.80

Fiscal & Budget

Chart 1: Average daily cost in dollars of inmate population by institution, FY 2014



Fiscal & Budget continued....

Table 3: General Revenue Expenditures by Category **Inclusive** of Institutions, Parole Services, Academy, Central Office, and Special Services, FY 2014

General Revenue Expenditures by Category	Expenditures	% of Budget Expended
Personnel Services	\$59,095,037	30.79%
Annual Increment	\$959,689	.50%
Inmate Payroll	\$992,395	.52%
Employee Benefits	\$27,934,182	14.55%
Utilities	\$5,661,099	2.95%
Food	\$6,787,385	3.54%
Other Operating Expenses	\$27,360,727	14.26%
Repairs & Alterations	\$1,431,141	.75%
Equipment	\$338,847	.18%
Inmate Medical	\$28,648,070	14.93%
Payments to Regional Jails & Federal Prisons	\$32,714,584	17.05%
Total	\$191,923,156	100.00%

Table 4: Ave. Annual Cost Per Inmate, **Exclusive** of Parole Services, Central Office Administrative Cost, Medical Costs and Payments to Jails, FY 2014.

Institution	Total Expenditures	Average Annual Cost Per Inmate	Average Daily Cost Per Inmate	Daily Food Cost Per Inmate	Daily Medical Cost Per Inmate	Notes
Anthony Correctional Center	\$4,747,874	\$22,396	\$73.53	\$3.92	\$12.17	A
Beckley Correctional Center	\$1,827,162	\$13,337	\$48.71	\$3.77	\$12.17	A,C
Charleston Work/Study Release Center	\$1,330,594	\$20,161	\$55.23	\$2.58	--	A,C, D
Denmar Correctional Center	\$4,787,399	\$21,662	\$71.52	\$3.40	\$12.17	A
Huntington Work/Study Release Center	\$942,074	\$14,061	\$38.52	\$3.10	--	A,C, D
Huttonsville Correctional Center	\$20,600,569	\$17,370	\$59.76	\$3.48	\$12.17	A
Lakin Correctional Center	\$8,426,614	\$17,660	\$60.55	\$3.14	\$12.17	A
Martinsburg Correctional Center	\$3,435,380	\$28,159	\$89.32	\$4.38	\$12.17	A
Mount Olive Correctional Complex	\$20,041,875	\$18,574	\$63.06	\$3.58	\$12.17	A
Northern Correctional Center	\$7,033,861	\$27,802	\$85.39	\$2.35	\$9.22	B, E
Ohio County Correctional Center	\$1,737,962	\$26,333	\$80.52	\$4.38	\$8.38	A,E
Parkersburg Correctional Center	\$2,328,970	\$18,338	\$62.41	\$2.91	\$12.17	A,C
Pruntytown Correctional Center	\$7,189,568	\$19,590	\$65.84	\$1.95	\$12.17	A
Salem Correctional Center	\$7,259,341	\$20,277	\$67.72	\$2.33	\$12.17	A
St. Marys Correctional Center	\$12,741,402	\$22,044	\$72.56	\$3.81	\$12.17	A

Average Cost Per Inmate for FY 2014: \$ 28,195 Ave. Cost Per Day=\$77.25
(Includes **all** expenditures \$191,923,156/ average population 6807 and *includes* food/medical costs)

A - Contracted Food Service.

B - Northern Correctional Facility is operated jointly by the Division of Corrections and the Regional Jail and Correctional Facility Authority. Data reflects the cost to WVDOC and some services to RJA inmates.

C - The cost per day is offset by inmate reimbursements at this institution.

D - CWRC, & HWRC are community based facilities and as such do not provide comprehensive medical services.

E - NCC & OCCC's food and medical services are provided under the RJA contract.

WVDOC Prison Population Statistics

Table 5 and Chart 2 show the total average inmate population in WVDOC institutions and the total average inmate population that have been committed to the WVDOC, but were awaiting prison space in county/regional jails during the past 20 years. During that period, the inmate population held in WVDOC institutions has increased by a total of 3,093 inmates.

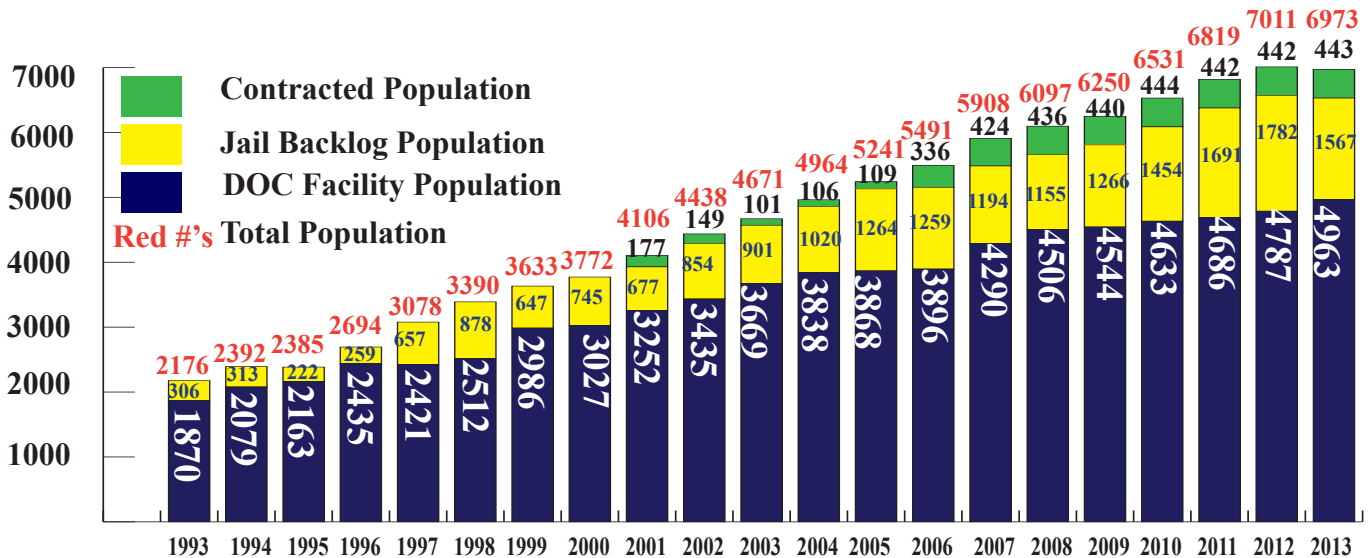
Inmates that were committed to the WVDOC but were waiting in county/regional jails for bed space in WVDOC facilities increased by a total of 1261 inmates since 1993.

The WVDOC also houses inmates in the McDowell County Correctional Center on a per diem contract basis; this population is represented in the “Contracted” column. This segment has increased by 266 inmates in the last 12 years.

Table 5: WVDOC average yearly inmate population, Calendar Year 1993-2013

Calendar Year	Prisons	Jails	Contracted	Total
1993	1870	306		2176
1994	2079	313		2392
1995	2163	222		2385
1996	2435	259		2694
1997	2421	657		3078
1998	2512	878		3390
1999	2986	647		3633
2000	3027	745		3772
2001	3252	677	177	4106
2002	3435	854	149	4438
2003	3669	901	101	4671
2004	3838	1020	106	4964
2005	3868	1264	109	5241
2006	3896	1259	336	5491
2007	4290	1194	424	5908
2008	4506	1155	436	6097
2009	4544	1266	440	6250
2010	4633	1454	444	6531
2011	4686	1691	442	6819
2012	4787	1782	442	7011
2013	4963	1567	443	6973

Chart 2: Average WVDOC inmate population by Calendar Year, 1993-2013.



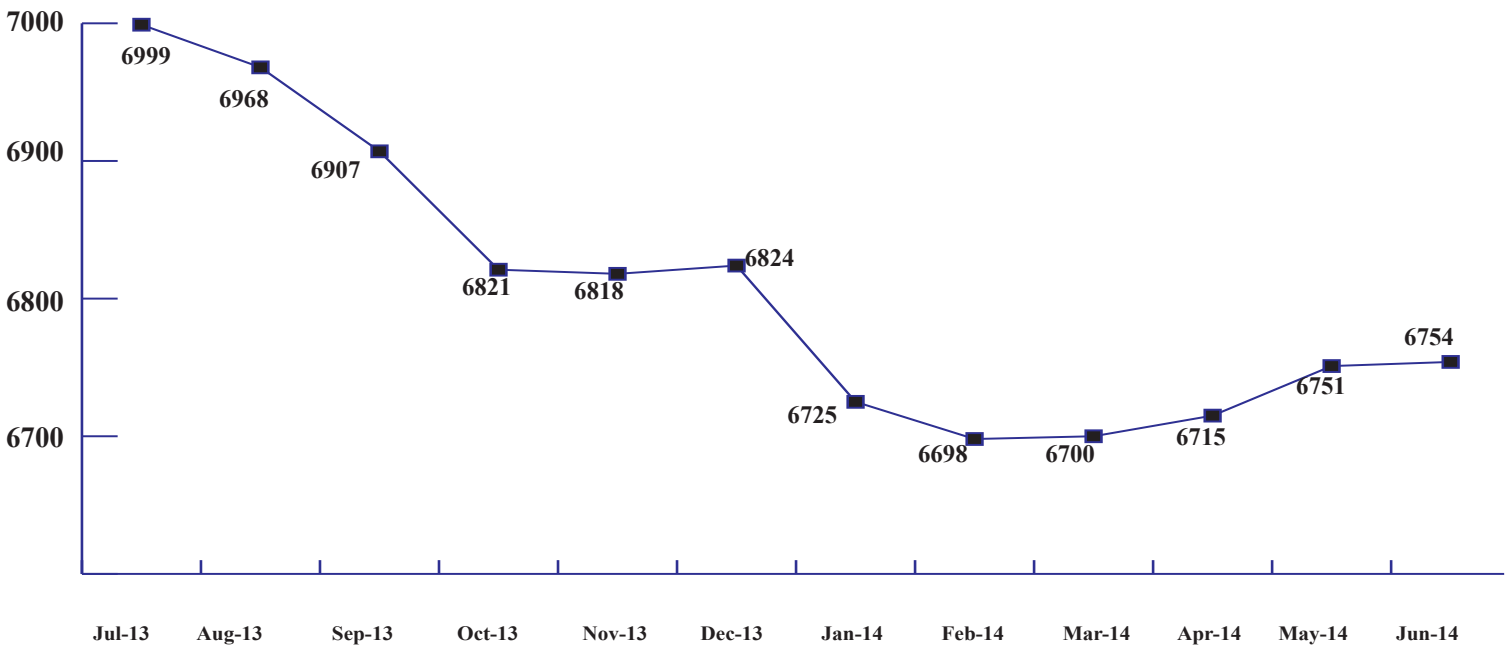
WVDOC Prison Population Statistics, continued...

Table 6: WVDOC End of Month Population Figures, FY 2014.

Month	Prison	Jail	Total
Jul-13	5328	1671	6999
Aug-13	5340	1628	6968
Sep-13	5336	1571	6907
Oct-13	5554	1267	6821
Nov-13	5622	1196	6818
Dec-13	5708	1116	6824
Jan-14	5701	1024	6725
Feb-14	5863	835	6698
Mar-14	5882	818	6700
Apr-14	5857	858	6715
May-14	5850	901	6751
Jun-14	5880	874	6754

Table 6 and Chart 3 show the end of the month inmate population for WV Division of Corrections sentenced inmates housed in DOC facilities, and those housed in by the WV Regional Jail Authority, during FY 2014.

Chart 3: End of Month inmate population by Month, FY 2014.



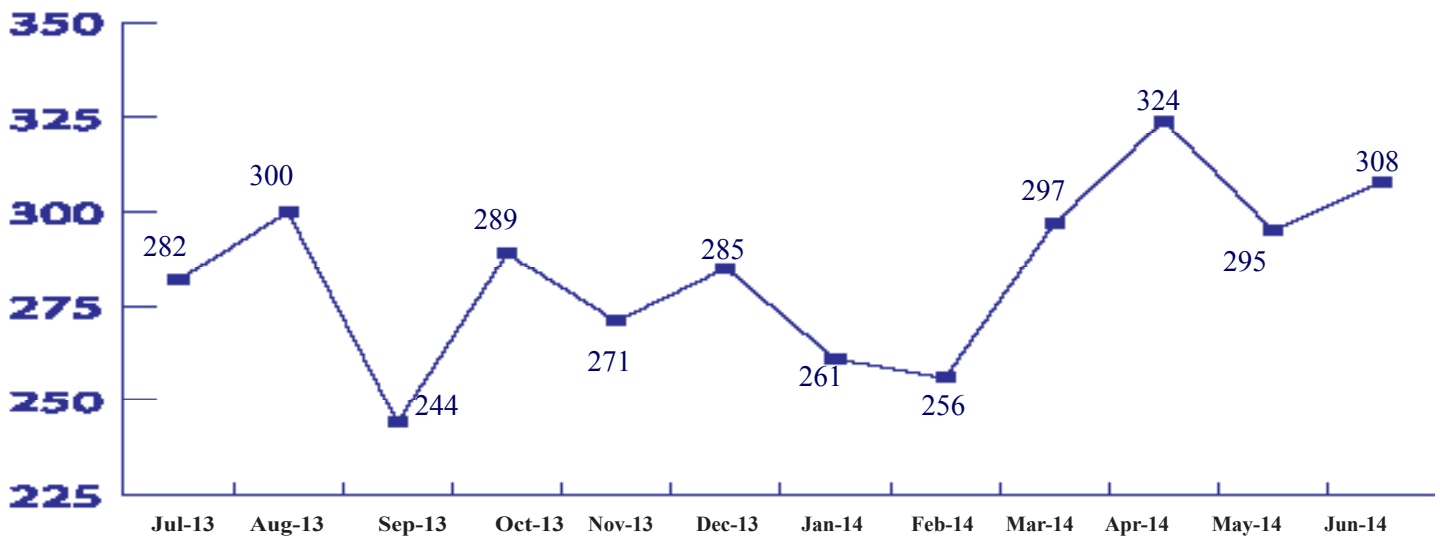
Commitments to WVDOC

Table 7: Inmate commitments to WVDOC custody, FY 2014.

***Please note: There were 23 Sex Offender Revocations not on the table below, however, they are included in the totals.*

Month	Regular	Diag	PVT	PVF	PRP	Home Conf. Rev.	Home Conf. Par. Rev.	Prob. Viol. Felony	Prob. Viol. Tech.	ACC	Esc. Returned	Returned As Fit	Com. Cor. Rev.	Total
Jul-13	121	14	25	0	23	13	0	4	44	26	3	1	7	282
Aug-13	152	9	21	0	26	11	2	1	52	16	0	2	4	300
Sep-13	103	8	16	0	27	13	1	2	51	17	0	1	3	244
Oct-13	148	17	16	0	19	15	1	2	40	24	0	0	4	289
Nov-13	146	12	11	0	24	7	0	1	30	29	3	0	5	271
Dec-13	123	18	17	2	39	7	1	4	47	13	1	2	9	285
Jan-14	164	10	3	2	6	13	0	1	32	24	0	1	3	261
Feb-14	129	8	12	0	28	5	1	4	43	20	3	0	3	256
Mar-14	152	12	14	0	31	14	2	1	45	19	0	2	3	297
Apr-14	158	13	18	2	41	10	1	3	49	24	2	1	2	324
May-14	158	11	9	2	17	8	0	1	56	25	2	1	3	295
Jun-14	165	12	13	3	27	9	0	0	49	25	1	1	1	308
Totals	1719	144	175	11	308	125	9	24	538	262	15	12	47	3412

Chart 4: Inmate commitments to WVDOC custody, FY 2014.



Abbreviation Guide:

- Regular:** Regular Commitment to a WVDOC facility of an appropriate security level.
- Diagnostic:** Commitment for evaluation purposes in order to assist Judges in making sentencing decisions.
- PVT:** Commitment returning a parolee to prison for a technical revocation.
- PVF:** Commitment returning a parolee to prison for a new felony.
- PRP:** Commitment returning a parolee to prison for a revocation due to pending felony/misdemeanor
- Home Conf. Rev.:** Commitment for revoked home confinement, supervised by local jurisdiction.
- Home Conf. Par Rev.:** Commitment for revoked home confinement - parole.
- ACC:** Commitment to the young adult facility, Anthony Correctional Center.
- Esc. Returned:** Escaped from WVDOC facility and returned to complete sentence.
- Returned as Fit:** Returned by Court to Anthony Correctional Center to complete program.

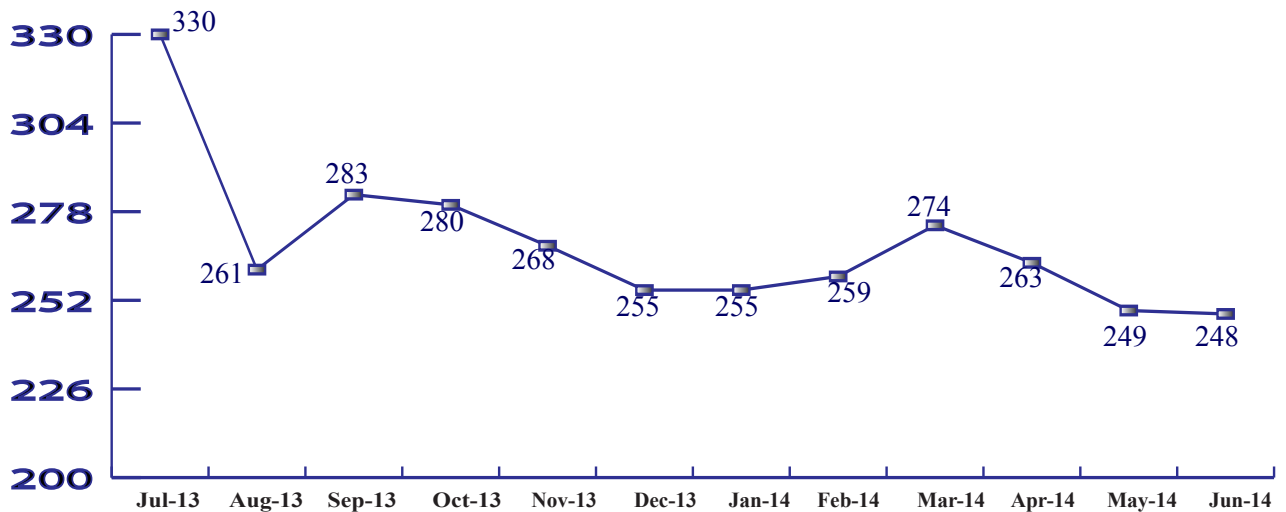
Releases from WVDOC

Table 8: Inmate releases from WVDOC prisons, FY 2014

Month	# of Inmates Paroled	Medical Respite	Conditional Pardon	Full Pardon	Diagnostic Releases*	Escape	Death	# of Inmates Discharged	Court Ordered Release**	Total
Jul-13	201	0	0	0	3	3	4	83	36	330
Aug-13	158	0	0	0	6	0	1	75	21	261
Sep-13	171	0	0	0	1	2	2	74	33	283
Oct-13	155	0	0	0	4	3	1	76	41	280
Nov-13	138	0	0	0	4	2	5	70	49	268
Dec-13	139	0	0	0	3	1	1	78	33	255
Jan-14	146	0	0	0	3	0	1	79	26	255
Feb-14	162	0	0	0	3	4	3	66	21	259
Mar-14	161	0	0	0	2	3	2	62	44	274
Apr-14	143	0	0	0	2	4	2	67	45	263
May-14	135	0	0	0	6	3	2	71	32	249
Jun-14	152	0	0	0	2	1	2	54	37	248
Totals	1861	0	0	0	39	26	26	855	418	3225

(An additional 409 WVDOC sentenced inmates were released from the WV Regional Jail and Correctional Facility Authority in FY 2014)

Chart 5: Inmate releases from WVDOC prisons, FY 2014.



***Diagnostic Releases:** Diagnostic commitments to the WVDOC are typically for a temporary period of 60 days after which the inmate is released and reconsidered by the Court.

****COR:** Court Ordered Release; Although an inmate can be released from prison by court order for various reasons, the data in this column typically indicates releases from Anthony Correctional Center, a special young adult correctional institution.

Crime Statistics

The data presented in this report was gathered from the WVDOC Inmate Management Information System (IMIS) on June 30, 2014. This report includes data on those inmates in the legal custody of the WVDOC as of June 30, 2014. Unless otherwise noted, each inmate is represented only once in each table by their most serious crime.

Table 9: Crime Categories with specific offenses, FY 2014.

Offense	#	%
---------	---	---

Abduction		
Concealment or Removal of Child to Deprive Custodian of Custody	2	.03%
Threats to Kidnap or Demand Ransom	3	.04%
Abduction Total	5	.07%

Arson		
Starting Fire on Land of Another	1	.01%
First Degree Arson	30	.44%
Second Degree Arson	10	.15%
Third Degree Arson	9	.13%
Arson Total	50	.74%

Assault		
Assault During Commission of a Felony	15	.22%
Battery Police Officers/Gov. Rep, Etc. 2nd Offense	8	.12%
Domestic Violence - Third Offense	63	.93%
Malicious/Unlawful Assault	120	1.77%
Malicious/Unlawful Assault Police Officers	3	.04%
Stalking; 2nd or Subsequent Offense	3	.04%
Unlawful Assault	96	1.42%
Unlawful Assault on Governmental Representative	1	.01%
Unlawful Assault; Police Officers, Etc.	2	.03%
Wanton Endangerment Involving A Firearm or Destructive Incendiary Device	65	.96%
Assault Total	376	5.54%

Burglary/Breaking and Entering		
Breaking & Entering	283	4.17%
Breaking & Entering To Remove Equipment	2	.03%
Burglary by B&E	383	5.65%
Burglary, Daytime Without Breaking	200	2.95%
Burglary/Breaking and Entering Total	868	12.80%

Child Abuse/Neglect		
Abuse Or Neglect Of Incapacitated Adult	2	.03%
Child Abuse By Parent Resulting In Injury	20	.29%
Child Abuse By Parent W/Serious Bodily Injury	19	.28%
Child Abuse W/ Risk Of Serious Bodily Injury Or Death	8	.12%
Child Neglect By Parent Resulting In Death	20	.29%

Exposure of Children to Methamphetamine	12	.18%
Gross Neglect - Substantial Risk Serious Bodily Injury Or Death	59	.87%
Neglect By Parent Causing Injury	8	.12%
Neglect By Parent Causing Serious Bodily Injury	14	.21%
Parent Or Custodian Permits Death Of Child By Abuse	2	.03%
Parent, Guardian, Custodian or Other Person in Position of Trust Allowing Sexual Abuse of Child Over 16 by Another	1	.01%
Child Abuse/Neglect Total	165	2.43%

Counterfeiting/Forgery		
Counterfeiting	7	.10%
Forgery/Counterfeit/Documents/Plates	1	.01%
Forging Or Uttering Other Writing	210	3.10%
Counterfeiting/Forgery Total	248	3.21%

Destruction/Damage/Vandalism of Property		
Removal, Injury To Or Destruction Of Property	16	.24%
Destruction of Property Total	16	.24%

Drug/Narcotic Offenses		
2nd Offense; Poss. of Ephedrine, Pseudoephedrine	2	.03%
Dist. to Persons Age 18 or Older w/i 1000 ft. of School; Non-Narcotic	2	.03%
Dist. to Persons Age 18 or Older w/i 1000 ft. of School; Narcotic	6	.09%
Dist. to Persons Under the Age of 18 Sch 1, 2, 3 Controlled Substance/Narcotic	2	.03%
Drug Offense 2nd or Subsequent Offense	6	.09%
Manufacture/Delivery Counterfeit I, 2, 3, 4 Controlled Substance/Narcotic	15	.22%
Manufacture/Delivery Sch I, 2, 3,4 Controlled Substance/Narcotic	539	7.95%
Obtain Controlled Substance by Fraud	17	.25%
Operating a Clandestine Drug Laboratory	116	1.71%
Possession of Precursor to Manufacture Methamphetamine	14	.21%
Transportation of Sch 1, 2, 3 Controlled Substance/Narcotic	3	.04%
Drug/Narcotic Offenses Total	722	10.65%

DUI		
Driving While License Suspended Or Revoked for DUI	46	.68%
DUI Third Offense	51	.75%
Fleeing From Officer-Vehicle-DUI-Felony	25	.37%
DUI Total	122	1.80%

Embezzlement		
Embezzlement - Banking Institution	22	.32%
Embezzlement Total	22	.32%

Extortion/Blackmail		
Extortion	2	.03%
Extortion Total	2	.03%

Crime Statistics, continued...

Fraud		
Access Computer Fraudulently Obtain Money	2	.03%
Criminal Liability Credit Union Fraud	1	.01%
Falsifying Accounts	1	.01%
Forgery Credit Card	16	.24%
Fraud With Access Device-Felony	52	.77%
Fraudulent Claims to Insurance Companies	6	.09%
Fraudulent Schemes	24	.35%
Misappropriation Elderly Person Funds	1	.01%
Obtaining Money, Property Services By False Pretenses	17	.25%
Taking Identity Of Another Person	2	.03%
Unlawful Expenditure of Funds of Incapacitated Adult by Caregiver	5	.07%
Welfare Fraud--Felony	3	.04%
Fraud Total	130	1.92%

Homicide		
Attempt To Commit A Felony Punishable W/ Life	1	.01%
Attempt To Kill Or Injure By Poison	1	.01%
Convicted Twice Before (Habitual)	16	.24%
Death Of A Child By Parent, Guardian By Child Abuse	19	.28%
DUI With Death - Reckless Disregard - Felony	31	.46%
First Degree Murder	590	8.70%
Murder Of A Child By A Parent, Guardian Or Custodian Or Other Person By Refusal Or Failure To Supply Necessities, Or By Delivery, Administration Or Ingestion Of A Controlled Substance	3	.04%
Second Degree Murder	180	2.65%
Voluntary Manslaughter	57	.84%
Homicide Total	898	13.24%

Kidnapping/Abduction		
Abduction of Person, Kidnapping/ Concealing Child For Other Purposes	32	.47%
Abduction of Person, Kidnapping/ Concealing Child W/Purpose of Defiling	24	.35%
Penalty for Kidnapping Life W/Mercy	18	.27%
Penalty for Kidnapping Life W/O Mercy	2	.03%
Penalty for Kidnapping Where Victim Returned Unharmed After Ransom	7	.10%
Penalty for Kidnapping Where Victim Returned Unharmed Before Ransom Paid	14	.21%
Kidnapping/Abduction Total	97	1.45%

Larceny/Theft Offenses		
Grand Larceny	330	4.87%
Second Conviction For Petit Larceny	2	.03%
Shoplifting, 3rd Offense	41	.60%
Larceny/Theft Offenses Total	373	5.50%

Motor Vehicle Theft		
Unlawful Taking of Vehicle	1	.01%
Motor Vehicle Theft Total	1	.01%

Other		
Accessory	1	.01%
An Inmate of Jail/Cor. Facility Possessing Poison, Dangerous Material, Controlled Sub.	3	.04%
Attempt To Commit A Felony W/Term Less than Life	211	3.11%
Conspiracy To Commit A Felony	319	4.70%
Cruelty to Animals	2	.03%
Disarming Officer Acting in Official Capacity	6	.09%
Escape Of Persons In Custody Of Jail	20	.29%
Failure To Appear After Having Been Released On Bond	9	.13%
Failure To Meet An Obligation To Provide Support To Minor	12	.18%
Failure to Register/Change Registration/ Child Abuse	1	.01%
Failure to Register/Provide False Information as Sexually Violent Predator	2	.03%
Failure to Register; Felony Penalty	76	1.12%
Fleeing From Officer; Vehicle- Death-Felony	1	.01%
Fleeing From Officer; Vehicle - Felony	31	.46%
Fleeing from Officer; Vehicle Injury-Felony	1	.01%
Leave Accident Involving Death--Felony	2	.03%
Offense by inmate resulting in 1-5 Yr. Term	2	.03%
Punishment for Accessory After the Fact	2	.03%
Retaliate--Other Person	1	.01%
Retaliate-Public Official	3	.04%
Sexual Predator Failure to Register-Felony	7	.10%
Solicitation to Commit Non-violent Felonies	1	.01%
Other Total	713	10.51%

Pornography/Obscene Material		
Distribution And Exhibiting Of Material	14	.21%
Permits or Photographs Minors In Sexually Explicit Conduct	1	.01%
Photographing Minors in Sexually Explicit Conduct	3	.04%
Preparation, Sending, Distribution Or Exhibition Of Obscene Matter To Minor	4	.06%
Soliciting a Minor Via Computer	16	.24%
Use of Obscene Matter with Intent to Seduce Minor-1st Offense	2	.03%
Pornography/Obscene Material Total	40	.59%

*Please note that percentage subtotals may not sum exactly due to rounding.

Crime Statistics, continued...

Prostitution		
Prostitution-2nd Offense	1	.01%
Prostitution Total	1	.01%

Robbery		
Aggravated Bank Robbery - Weapon Specification	4	.06%
Bank Robbery	17	.25%
Battery Police Officers, Etc. 3rd Offense	1	.01%
First Degree Robbery With Weapon/ Attempted 1st Degree Robbery With Weapon	486	7.17%
Robbery Or Attempted Robbery; Penalties	2	.03%
Second Degree Robbery	134	1.98%
Robbery Total	644	9.50%

Sex Offenses, Forcible		
Child Sexual Abuse By Parent/Guardian or Other Person in Position of Trust	345	5.09%
Imposition of Sexual Intercourse/Intrusion on Incarcerated Persons by Corrections Employee	2	.03%
Parent/Guardian allowing Sexual Abuse of Child by Another	3	.04%
Sending, Distributing, Exhibiting, Possessing, Displaying, or Transporting Material by Parent, Guardian, Custodian	2	.03%
Rape	1	.01%
Sexual Abuse In The First Degree	228	3.36%
Sexual Assault In The First Degree	302	4.45%
Sexual Assault In The Second Degree	134	1.98%
Sex Offenses, Forcible Total	1017	15.00%

Sex Offenses, Non-forcible		
Incest	47	.69%
Indecent Exposure 3rd or Subsequent Offense	1	.01%
Revocation of Sex Offender Supervised Release	20	.29%
Sexual Assault In The Third Degree	138	2.03%
Sex Offenses, Non-forcible Total	206	3.04%

Stolen Property		
Bringing into State, Receiving, Disposing Stolen Property	9	.13%
Receiving or Transferring Stolen Goods	36	.53%
Receiving Or Transferring Stolen Vehicle	12	.18%
Stolen Property Total	57	.84%

Weapon Law Violations		
Carrying Deadly Weapon Without License Or Other Authorization-2nd Offense	1	.01%
Delivers Firearm, Drugs, Alcohol, Etc To A Defendant In Jail	1	.01%

Illegal Possession of Destructive Device/ Explosive	2	.03%
Persons Prohibited From Possessing Firearms	26	.38%
Threats of Terrorist Acts/Hoaxes	3	.04%
Transports Firearm, Drugs, Alcohol, Etc Onto Grounds of a Correctional Facility	4	.06%
Wanton Endangerment Involving Destructive Device	2	.03%
Weapon Law Violations Total	39	.58%

Grand Total	6782	100%
--------------------	-------------	-------------

Table 10: Crime Categories, FY 2014.

Category	#	%
Abduction	5	.07%
Arson	50	.74%
Assault	376	5.54%
Burglary/Breaking and Entering	868	12.80%
Child Abuse/Neglect	165	2.43%
Counterfeiting/Forgery	218	3.21%
Destruction/Damage/Vandalism of Property	16	.24%
Drug/Narcotic Offenses	722	10.65%
DUI	122	1.80%
Embezzlement	22	.32%
Extortion/Blackmail	2	.03%
Fraud	130	1.92%
Homicide	898	13.24%
Kidnapping/Abduction	97	1.43%
Larceny/Theft Offenses	373	5.50%
Motor Vehicle Theft	1	.01%
Other	713	10.51%
Pornography/Obscene Material	40	.59%
Prostitution	1	.01%
Robbery	644	9.50%
Sex Offenses, Forcible	1017	15.00%
Sex Offenses, Nonforcible	206	3.04%
Stolen Property	57	.84%
Weapon Law Violations	39	.58%
Grand Total	6782	100%

Inmate Demographics

Sentence Type

The following Tables show demographic information of inmates in WVDOC prisons on June 30, 2014.

Table 11: Inmates by Sentence Type FY 2014

Sentence Type	#	%
Anthony Center	217	3.20
Diagnostic	10	.15
Habitual Life	54	.80
Life With Mercy	359	5.29
Life Without Mercy	280	4.13
Regular	5862	86.43
Grand Total	6782	100.00

Table 11 shows inmates by Sentence Type as of June 30, 2014. Life with mercy and life without mercy sentences are typically for first degree murder. However, kidnapping offenses can carry a life without mercy sentence as well. Habitual life offenders are serving life with mercy sentences for repeat offenses. This table includes WVDOC Inmates in the regional jails.

Security Classification

Table 12: Inmates by Classification FY 2014.

Security Class	#	%
Community	802	13.66
Minimum	1200	20.44
Medium	2396	40.81
Close	408	6.95
Maximum	651	11.09
Receiving/Intake	414	7.05
Grand Total	5871	100.00

Table 12 shows the security classification breakdown for those inmates held in WVDOC prisons on June 30, 2014. Inmates classified as Receiving/Intake have not been through the formal classification process and are still assigned to an intake/diagnostic unit. This table **does not** include inmates in the regional jails sentenced to the WVDOC.

Education Level

Table 13: Inmates by Education Level FY 2014.

Education Category	#	%
Did Not Graduate High School	1518	25.85
GED	2123	36.16
High School Diploma	1630	27.76
Post High School Education	334	5.68
Unknown	266	4.53
Grand Total	5871	100.00

Race & Gender

Table 14: Inmates by Race and Gender FY 2014.

Race	Gender	#	%
American Indian/Alaska Native	M	12	.20
Asian	M	3	.05
Black	F	26	.44
	M	658	11.21
Hispanic or Latino	F	0	0
	M	36	.61
Multi-Racial or Other	M	49	.83
	F	1	.02
White	F	553	9.42
	M	4533	77.21
Grand Total		5781	100.00

Age Category

Table 15: Inmates by Age Group FY 2014.

Age Category	#	%
Under 20	7	.12
20 - 29	1579	26.89
30 - 39	1898	32.33
40 - 49	1201	20.46
50 - 59	777	13.23
60 - 69	327	5.57
70 - 79	71	1.21
80 and Over	11	.19
Grand Total	5871	100.00

Classes Completed

Table 16: Classes/Educational Programs Completed by Inmates, FY 2014.

Class /Programs Category	Number Completing Class
Affective Social Programs	3640
Computer Classes	272
Crime Specific Classes	186
Sex Offender Classes	179
Education Classes	2980
ABE/GED Classes	162
College Courses	212
Pre-Release Preparation Classes	51
Lifeskills Classes	3472
Substance Abuse Classes	3616
Vocational Classes	873
Total Classes Completed	15,643

Please note that Tables 12-16 only contain information on inmates that are incarcerated in WVDOC prisons. They **do not** include information on WVDOC inmates in the regional jails.


Inmate Demographics, continued...

Community Service

Table 17: Community Service Completed by Inmates and Parolees by Category, FY 2014

	Local Church	Community Cleanup	DOH Crews	County Commissions	Other MAPS Agencies	Other State Agencies	Schools	Charity Organizations	Cities/Towns	Parks	Adopt-A-Highway	Farm Commission	Humane Society	Crime Victim Awareness	Other	Total
ACC	0	0	0	0	0	0	8	0	176	920	8	0	0	0	0	1,112
BCC	94	0	0	5588	0	5054	0	15883	0	0	0	9	409	0	500	27,537
CWRC	1408	183	0	124	567	1669	270	933	1540	357	72	0	125	0	200	7,448
DCC	0	0	27602	0	79545	0	0	0	50.50	0	18	0	0	16	0	107,231.50
HWRC	1173	0	0	0	0	0	49	9897.5	200	0	10	0	0	0	0	11,329.5
HWC	312	264	16267	0	0	1424	1558	0	248	0	0	19580	0	0	1722.5	41,375.5
LCC	114	14	10691	48	0	69.5	0	205	37	0	0	0	5	0	0	11,183.5
MCDO	0	2240	14934	0	0	0	1780	1960	2584	580	1760	0	0	0	0	25,838
OCCC	200	1500	33750	1500	11500	0	500	1500	1200	0	200	0	0	500	0	52,350
PBCC	738.5	0	0	0	0	0	152.5	5714.5	6555.5	0	0	0	116	14	408	13,699
PCC	72	0	42265	1184	0	12162	1136	1104	13075	4106	0	4411	388	0	584	80,487
SCC	0	400	25212	0	0	0	0	0	3376	0	0	0	0	0	0	28,988
SMCC	64	40	10068	240	0	0	48	0	320	0	0	0	38	0	0	10,818
SWC	2200	42	86881.5	409	0	0	219	0	1032	25.5	0	0	93	0	2769	93,671
PAROLE	4817	255	24	1175	2242	744	420	18071	1488	40	361	140	366	92	1311	31,546
TOTAL	11192.5	4938	267694.5	10268	93854	21122.5	610.5	55268	31882	6028.5	2429	24140	1540	622	7494.5	544,614

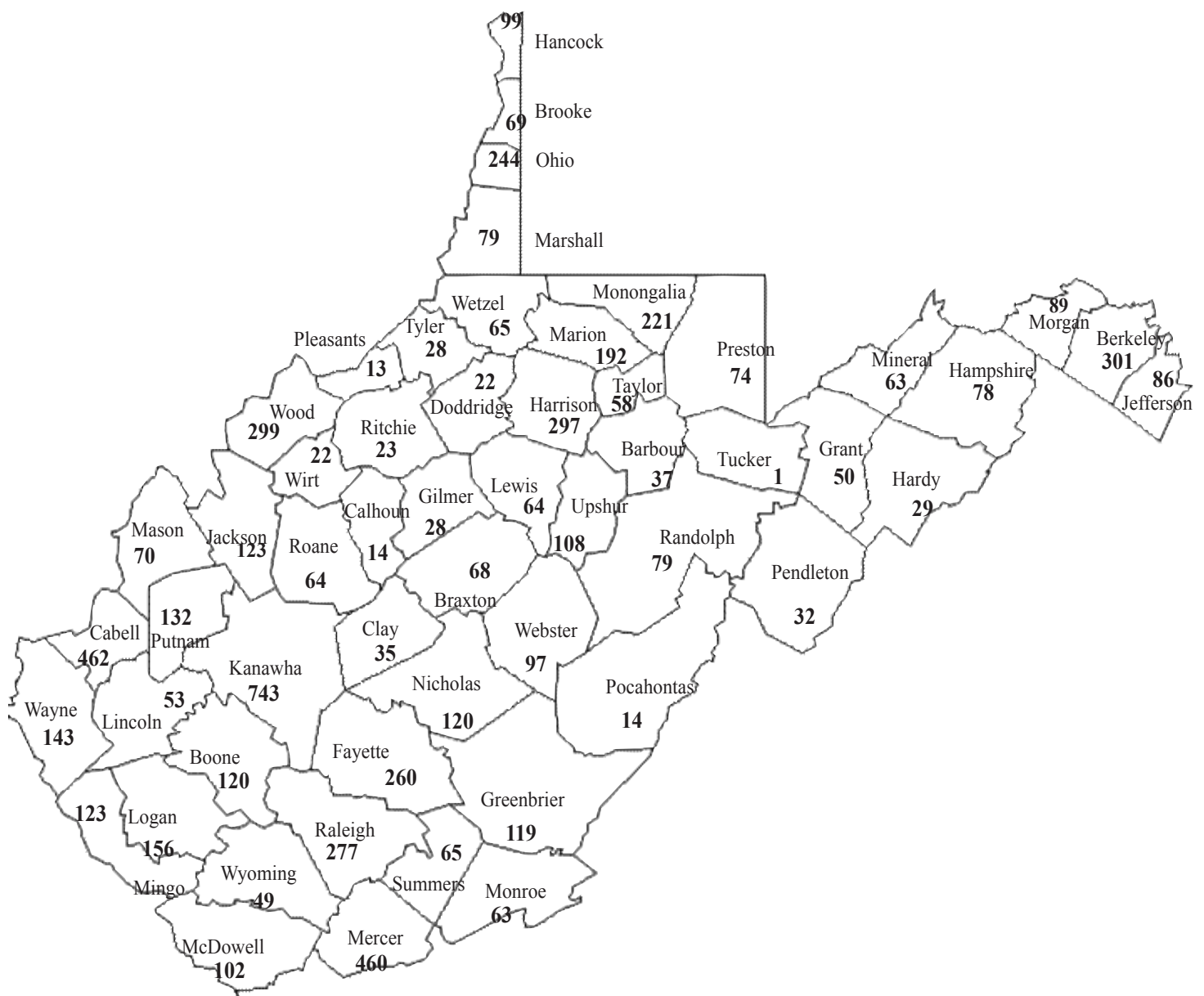
Total Hours of Community Service = 544,614



County of Commitment of DOC Inmates in Prison

Chart 6 shows the County of Commitment for WVDOC Inmates as of June 30, 2014, by most serious crime. Kanawha County (743) currently has the most sentenced offenders in WVDOC prisons, followed by Cabell (462), Mercer (460), and Berkeley (301) Counties. The four counties with the least sentenced offenders sentenced to the WVDOC prisons were Tucker (1), Pleasants (13) Pocahontas (14), and Calhoun (14).

Chart 6: Number of Commitments by County on June 30, 2014.



DOC Parole & Probation Population Statistics

On June 30, 2014, there were 3,188 total clients under the supervision of WVDOC Parole Services. Of those 3,188 clients it should be noted that 1,114 are out of state cases.


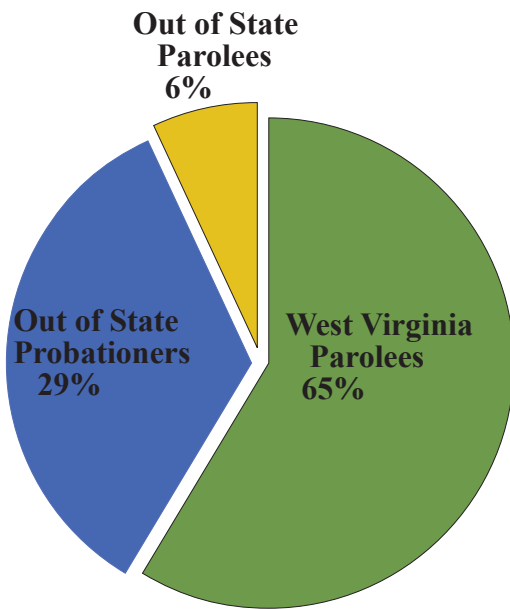
Table 18: Parole Services Clients by type June 30, 2014.

Client Type	#	%
West Virginia Parolees	2074	65%
Out of State Probationers	932	29%
Out of State Parolees	182	6%
Total	3188	100%

Table 19: Parole Services Clients by type 2006-2014.

Calendar Year	WV Parolees	Out of State Probationers	Out of State Parolees	Total
2006	1202	806	170	2178
2007	1211	788	171	2170
2008	1464	778	173	2415
2009	1491	906	172	2569
2010	1264	944	166	2374
2011	1466	904	177	2547
2012	1498	885	172	2555
2013	1813	893	183	2889
2014	2074	932	182	3188

Chart 7: Client percentages by Type - June 30, 2014.



Drugs and drug paraphernalia found on a parolee, (above pictures) and K-9 searching vehicles.

Parole Services Caseload by County

Chart 8: Parole Services Caseloads by County on June 30, 2014

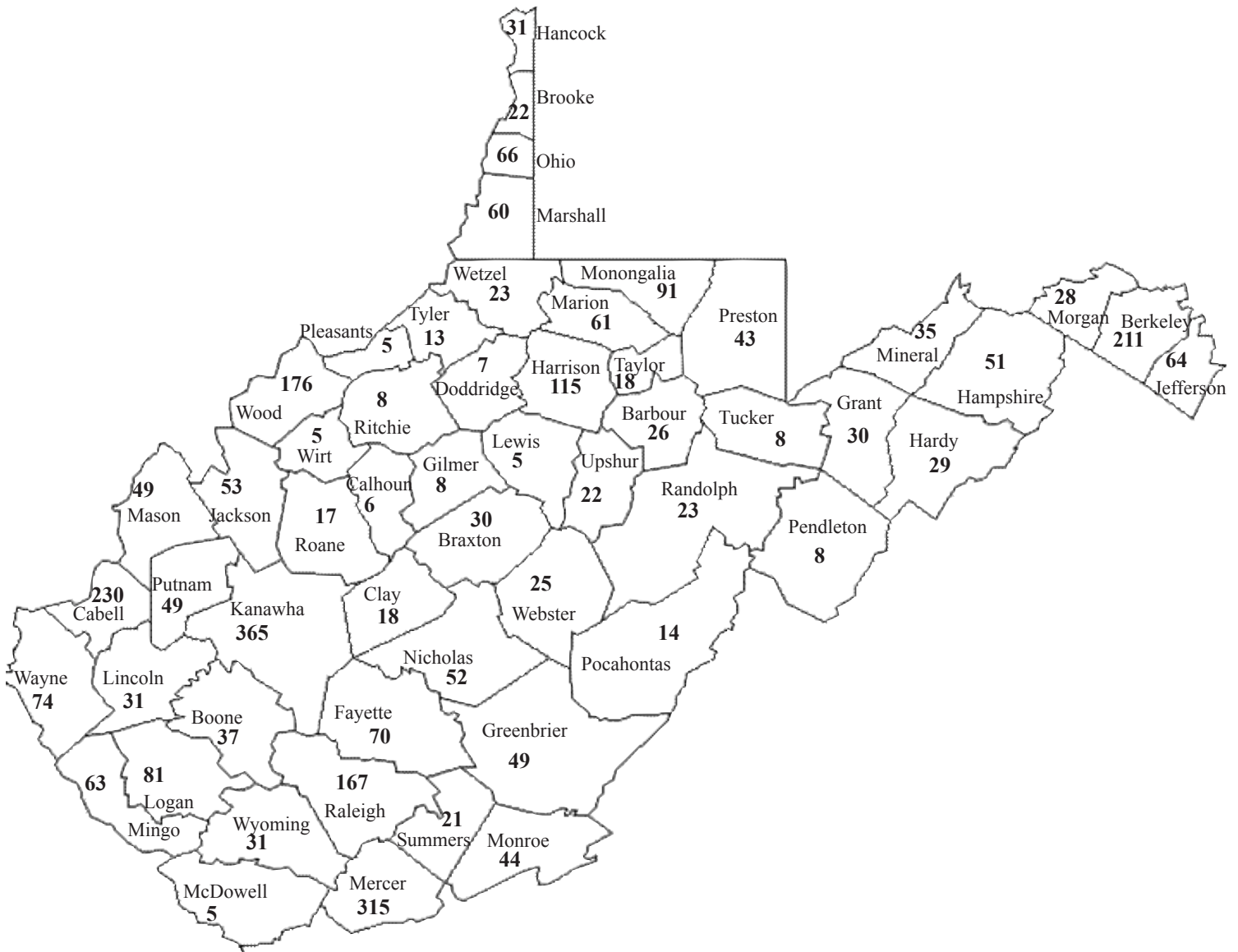


Chart 8 shows the number of clients supervised by Parole Services, by county at the end of FY 2014. Kanawha County had the highest case load, followed by Mercer, Cabell, Berkeley, and Wood Counties. Some reasons for these high numbers are the fact that Kanawha and Cabell counties have high populations compared to the rest of the state, while Berkeley and Mercer border other states and supervise a large number of interstate compact cases.

MOCK Riot 2014 Core Components and Summary

The heart of the Mock Prison Riot consists of the technology showcase and developers; scenarios and participating teams; and workshops. The success of these components is measured in quantifiable outcomes and by the quality of feedback from those participating.

Statistics

The 2014 Mock Prison Riot resulted in the following quantifiable outcomes in the core areas:

- Overall attendance was 1,096, an increase of 318 compared to the 2013 event. There were 1,240 pre-registered, and 1,096 actually attended, a difference of 144 no-shows. This translates to a no-show rate of about 12 percent. The no-show rate for 2014 is greatly reduced compared to past years, and staff attributes this to the implementation of the \$25.00 registration fee.

- The following foreign countries attended:

2014 Countries

Antigua, Bahamas, Barbados, Canada, France, Germany, Grenada, Nevis, St. Kitts, St. Lucia, St. Vincent, Suriname, Trinidad & Tobago

-The following states registered and attended:

Alabama, Alaska, Arkansas, California, Colorado, Connecticut, Florida, Indiana, Kansas, Kentucky, Louisiana, Maine, Maryland, Massachusetts, Michigan, Minnesota, Missouri, New Hampshire, New Jersey, New York, North Carolina, Ohio, Pennsylvania, South Carolina, Tennessee, Utah, Virginia, Washington, Washington DC, West Virginia, Wisconsin, and Wyoming

- 30 teams executed 53 tactical training scenarios, an increase of 19 and 27, respectively, compared to 2013. Foreign teams that executed scenarios for 2014 included Canada, Bahamas, St. Kitts, and Trinidad and Tobago.

- Nineteen workshops were conducted on 14 topics. Of the 14 topics, nine resulted in certifications at no cost to practitioners. 258 attendees participated in workshops on Tuesday and Wednesday. For the first time ever, the Mock Prison Riot held classes on Sunday and Monday for Skills Competition observers. Although official numbers for these classes were not tracked, both classes were well attended, with estimates of more than 30 people in each class.

- Also for the first time ever, a lecture series was held during the Mock Prison Riot. Four lectures were offered.

- There were 56 exhibitors in attendance – 11 more compared to 2013.

- 33 Technology Demonstrations took place.

Activities Specific to Federal and Other Interests:

- United States Department of State

The International Narcotics and Law Enforcement (INL), Office of Criminal Justice Assistance and Partnership, United States Department of State, was represented during the Mock Prison Riot and expressed interest in a training partnership with the WV DOC. INL also expressed interest in speaking about the Mock Prison Riot at the various corrections-focused meetings and events attended throughout the world.

- United States Department of Commerce

The United States Export Assistance Center, United States Department of Commerce, also was represented and expressed interest in training and technology through the Mock Prison Riot. Commerce representatives also will spend the next year promoting the Mock Prison Riot overseas.

Skills Competition

The WV DOC managed the Skills and Super SWAT competitions. The 2014 Skills Competition consisted of 11 teams and 23 individuals for the Super SWAT component. Michigan Department of Corrections won the team competition, and Clint Slusser (retired Michigan DOC) won the Super SWAT (individual) competition. Team missions consisted of: the Obstacle Course; Restore Order; Work Camp; Civil Disturbance; and 3-Gun Shoot.

Sharon Goudy, Project Manager, WV Correctional Training Foundation

MOCK Prison Riot

Table 20: Mock Riot Facts

Mock Prison Riot Statistics

The following is a comparison of the Mock Prison Riot statistics from 1997 to 2014.

Statistic Categories	97	98	99	00	01	02	03	04	05	06	07	08	09	10	11	12	13	14
Event Days	1	2	3	4	5	4	4	4	4	4	4	4	4	4	4	4	4	4
Total Attendees	70	600	1100	1250	1347	1235	1326	1116	1137	1437	1687	1305	1142	1422	1231	993	778	1096
Technologies Showcased	4	60	54	70	77	79	84	71	72	90	84	65	100	116	97	40	45	56
Participating Officers	50	75	125	176	355	314	320	357	343	420	525	765	358	383	360	327	148	N/A
States Attending	3	38	35	22	35	33	41	36	32	34	36	39	43	44	35	29	34	32
Foreign Countries*	0	3	6	2	4	5	4	3	3	5	9	8	13	16	11	4	6	13
Scenarios	3	5	8	20	36	36	34	31	35	53	75	67	60	70	60	55	26	53
Workshops	0	0	0	7	32	30	36	31	31	50	78	62	44	35	26	24	16	18

*(2006) Hong Kong, Israel, United Kingdom, France, and Canada

*(2007) Canada, Hong Kong, Singapore, Israel, United Kingdom, Norway, Ireland, Brazil and Austria.

*(2008) Canada, Bahamas, Norway, Ireland, United Kingdom, Singapore, Venezuela, El Salvador

*(2009) Canada, Bahamas, Singapore, United Kingdom, Australia, Israel, South Africa, Venezuela, Ireland, Japan, Italy and US territories: Northern Mariana Islands and American Samoa

*(2010) Australia, Bahamas, Bangladesh, Brazil, Canada, Germany, Hong Kong, Ireland, Israel, Peru, Philippines, Portugal, Singapore, Slovenia, United Kingdom, Yugoslavia

*(2011) Canada, Bahamas, Singapore, Brazil, Australia, Hong Kong, Norway, Portugal, Estonia, Finland, Israel

*(2012) Canada, Australia, Israel, China

*(2013) Canada, Australia, Israel, Hong Kong, Singapore, South Sudan

*(2014) Antingua, Bahamas, Barbados, Canada, France, Germany, Grenada, Nevis, St. Kitts, St. Lucia, St. Vincent, Suriname, Trinidad and Tobago



Photo's by: Kevin Casto, Ashly Campbell and Rebecca Hildebrand


WVDOC Retirements

The following is a list of individuals who retired from the WV Division of Corrections in FY 2014. We thank them for their many years of service to the DOC and wish them happiness in their upcoming new journeys!

Name	Facility	Years Service
Vanessa Wilkes	MCDO	39
John White	SMCC	38
Tony Lemasters	SMCC	36
Timothy Marcum	HCC	35
Terry Potter	MCDO	33
Renada Wilson	MCC	33
Roger Tyrrell	NCC	32
Johnathan Barrett	NCC	30
Rhonda Wray	MCDO	30
Gregory Yahnke	NCC	30
Henry Casto	ACC	29
Steven Honce	SCC	28
David VanCamp	SMCC	28
Howard Shiflett	NCC	27
Mark Reynolds	NCC	26
Herman Carter	HCC	22
Brad Cox	DCC	20
Tom Lawther	NCC	19
Larry Lowe	MOCC	19
Roger Sharp	HCC	18
Fay Walker	MOCC	18
Thomas Bennett	HCC	17
Reitha Hennessey	MOCC	17
Steve Fox	CO	16
Jane Stover	MOCC	16
Roger Bostic	MOCC	15
Roger Hedrick	HCC	15
Dorothy Straight	SMCC	15
David Fawcett	PCC	14
Arietta King	MOCC	13
Regina Stephenson	MOCC	13
Kay Fidler	PCC	12
Patricia Kerns	DCC	12
Alavadore McCloy	SCC	12
Craig Seifert	MCC	12
Robert Corio	PCC	11
Lewis Armstrong	CWRC	10
Shirley Smith	SMCC	10
David Stephen	SMCC	10
James Swartz	MOCC	10
K-9 Zoey	LCC	9
James Sisson	LCC	8
Jacqueline Jackson	HWRC	7
James Stevenson	SCC	7
Roger Cyfers	DCC	6
Joe Eagle	MCC	5
David Stevenson	SMCC	5




Kay Fidler



Patricia Kerns




Fay Walker



Roger Cyfers



James Sisson



Jane Stover



Renada Wilson



Herman Carter



David Fawcett




James Swartz



WVDOC Retirements




Steven Honce



Steve Fox



Roger Bostic




Craig Seifert



Jacqueline Jackson



Tom Lawther



Rhonda Wray



Roger Tyrrell




Henry Casto



Terry Potter




Vanessa Wilkes



Arietta King



Howard Shiflett



Reitha Hennessey



K-9 Zoey



John Barrett



Joe Eagle



Mark Reynolds



Regina Stephenson



Greg Yahnke

WVDOC Staff Focus



Northern Correctional Center's Brandy Miller helped to create an informational Prison Rape Elimination Act (PREA) video for the inmate population.



St. Marys Correctional Center Warden Patrick Mirandy and Attorney Booth Goodwin celebrate the "Carry-On Campaign" which collects luggage and other items of comfort for children who are in transition in the state's foster care system.



Staff from Lakin Correctional Center participate in "Shop with me DOC" event. on left. Staff from St. Marys Correctional Center participate in "Shop with a Cop" program, on right.



Staff from WVDOC Central Office participate in Walk for Multiple Sclerosis in Charleston, WV.



Staff from Parkersburg Correctional Center presenting Austin Davis, member of a local boy scout troop, a certificate of appreciation for his book drive, bringing over 700 donated books to the facilities library.



Staff from Lakin Correctional Center participate in local job fair on left and on right, Huttonsville Correctional Center Employees donating supplies to the local Childrens Advocacy Center.



Several Staff from Salem Correctional Center participated in the ALS Ice Bucket Challenge in the summer of 2014.



Members of CVAC Committee from Stevens Correctional Center donated Christmas Trees to the SAFE residential home in McDowell County.

WVDOC Inmate Focus



Inmates at Lakin participated in the "Carry-On Campaign" by making scarves and blankets.



Inmates at Huttonsville Correctional Center participating in the Harvest Now Project.



An inmate being baptized at Salem Correctional Center.




Lakin Correctional Center inmate speaking to high school students about her experience of being bullied.

Charleston Work Release Center Inmates participating in the "Adopt A Highway Litter Control Program"



Lakin Correctional Center inmates participate in Paws4People Program, training various types of assistance dogs. Photo's left and right taken by Joan Brady.



Phone & Address Directory

WVDOC Central Office

Jim Rubenstein, Commissioner
Jim Ielapi, Deputy Commissioner
Mike Coleman, Asst. Commissioner
Division of Corrections
1409 Greenbrier St.
Charleston, WV 25311
(304) 558-2036 Phone

Jan Chamberlain, Asst. Commissioner
999 11th Street
Moundsville, WV 26041
(304) 843-4142

Corrections Academy

Randy Perdue, Director
PO Box 850
Glenville, WV 26351
(304) 462-3044 Phone
(304) 462-3052 Fax

Correctional Institutions

Anthony Correctional Center
Scott Patterson, Warden
Scott.W.Patterson@wv.gov
Box N-1, HC 70
White Sulphur Springs, WV 24986
(304) 536-3911 Phone
(304) 536-3916 Fax

Beckley Correctional Center

William Vest, Warden
William.J.Vest@wv.gov
111 S. Eisenhower Drive
Beckley, WV 25801
(304) 256-6780 Phone
(304) 256-6782 Fax

Charleston Work Release

Jeff Stinnett, Administrator
Jeff.A.Stinnett@wv.gov
607 Brooks Street
Charleston, WV 25301
(304) 558-2763 Phone
(304) 558-1537 Fax

Denmar Correctional Center

Mark Williamson, Warden
Mark.A.Williamson@wv.gov
4319 Denmar Road
Hillsboro, WV 24946
(304) 653-4201 Phone
(304) 653-4855 Fax

Huntington Work Release

Renae Stubblefield, Administrator
Sharon.R.Stubblefield@wv.gov
1236 5th Avenue
Huntington, WV 25701
(304) 529-6885 Phone
(304) 529-0205 Fax

Huttonsville Correctional Center/ Huttonsville Work Camp

Marvin Plumley, Warden
Marvin.C.Plumley@wv.gov
PO Box 1
Huttonsville, WV 26273
(304) 335-2291 Phone
(304) 335-4256 Fax

Lakin Correctional Center

Lori Nohe, Warden
Lori.A.Nohe@wv.gov
11264 Ohio River Road
West Columbia, WV 25287
(304) 674-2440 Phone
(304) 675-6199 Fax

Martinsburg Correctional Center

Scott Paugh, Warden
Scott.E.Paugh@wv.gov
38 Grapevine Rd.
Martinsburg, WV 25405
(304) 267-0156 Phone
(304) 267-0196 Fax

McDowell County Correctional Center

Dennis Dingus, Warden
Dennis.R.Dingus@wv.gov
50 Court Street
Welch, WV 24801
(304) 436-8530 Phone
(304) 436-8565 Fax

Mt. Olive Correctional Complex/ Slayton Work Camp

David Ballard, Warden
David.K.Ballard@wv.gov
1 Mountainside Way
Mt. Olive, WV 25185
(304) 442-7213 Phone
(304) 442-7225 Fax

Northern Correctional Center

Karen Pszczolkowski, Warden
Karen.A.Pszczolkowski@wv.gov
112 Northern Region Correctional Dr.
Moundsville, WV 26041
(304) 843-4067 Phone
(304) 843-4073 Fax

Ohio County Correctional Center

William Yurcina, Administrator
William.H.Yurcina@wv.gov
1501 Eoff Street
Wheeling, WV 26003
(304) 238-1007 Phone
(304) 238-1009 Fax

Parkersburg Correctional Center

Anne Thomas, Warden
Anne.F.Thomas@wv.gov
225 Holiday Hills Drive
Parkersburg, WV 26104
(304) 420-2443 Phone
(304) 420-2477 Fax



Pruntytown Correctional Center

Debra Minnix, Warden
Debra.D.Minnix@wv.gov
PO Box 159
Grafton, WV 26354-0159
(304) 265-6111 Phone
(304) 265-6120 Fax

Salem Correctional Center

David Jones, Warden
David.W.Jones@wv.gov
7 Industrial Blvd.
Industrial, WV 26426
(304) 782-2371 Phone
(304) 782-4816 Fax

St. Marys Correctional Center

Patrick Mirandy, Warden
Patrick.A.Mirandy@wv.gov
2880 N Pleasants Highway
St. Marys, WV 26170
(304) 684-5500 Phone
(304) 684-5506 Fax

WV Correctional Industries

Eddie Long, Director
Eddie.N.Long@wv.gov
617 Leon Sullivan Way
Charleston, WV 25301
(304) 558-6054 Phone
(304) 558-6056 Fax



Judy Fitzgerald, Director
 Georgi Watson, Secretary
 Laura Toler, Electronic Monitoring
 Libby Quarles, Supervision
 Brenda Huffman, Employment Coordinator
 Vacant, Housing Coordinator
 1409 Greenbrier Street
 Charleston, WV 25311
 (304) 558-2036 Phone
 (304) 558-8430 Fax

Parole Services Directory

Southern District Supervisor

Regions 1, 2, 3, 4

Doug Workman
 159 Davis Street
 Princeton, WV 24739
 (304) 425-7487 Phone
 (304) 425-0444 Fax

Region 1

Kara Dills, Regional Director, 100

Nick Stone, 101
 Jessica Marsh, 102
 Kaitlin Watson, 103
 John Smith, 104
 Paula Graves, 105
 801 Madison Avenue, Ste 200
 Huntington, WV 25704
 (304) 528-5515 Phone
 (304) 528-5517 Fax

Becky Harrison, 120
 John Tackett, 121
 Joshua Croaff, 122
 229 Stratton Street, Rm 306
 Logan, WV 25601
 (304) 792-7218 Phone
 (304) 792-7220 Fax

Region 2

Mike Brown, Regional Director, 200

Dan Cain, 201
 Hillary Brown, 202
 Jordan McKinley, 203
 Simona Southall, 204
 1339 Plaza East
 Charleston, WV 25301
 (304) 558-3597 Phone
 (304) 558-0441 Fax

Region 3

Antoinette Burnett, Regional Director, 300

Morgan Hughes, 301
 Heather Huffman, 302
 Sue Flint, 303
 Ben Love, 304
 Jason Redden, 305
 3049 Robert C. Byrd Dr., Ste 100
 Beckley, WV 25801
 (304) 256-6950 Phone
 (304) 250-6551 Fax

Jennifer Moore, 320
 101 S. Court Street
 Lewisburg, WV 24901
 (304) 647-7545 Phone
 (304) 647-7747 Fax

Region 4

Jill Bryant, Regional Director, 400

Vacant, 401
 Vacant, 402
 Jeff Hall, 403
 Erica Martin, 404
 159 Davis Street
 Princeton, WV 24739
 (304) 425-7487 Phone
 (304) 425-0444 Fax

Joshua Reid, 420
 Brandi Otey, 421
 110 Park Avenue, Ste 111
 Welch, WV 24801
 (304) 436-3851 Phone
 (304) 436-4686 Fax

Northern District Supervisor

Robert Arnold

Regions 5, 6, 7

215 West Main Street
 Clarksburg, WV 26301
 (304) 627-2308 Phone
 (304) 627-2311 Fax

Region 5

Steve Spaulding, Regional Director, 500

Jeff Dyke, 501
 Joshua Lott, 502
 225 Holiday Hills Drive, Ste 1
 Parkersburg, WV 26104
 (304) 420-4630 Phone
 (304) 420-4617 Fax

Zach Schane, 520
 Chris Harris, 521
 Melissa Miller, 522
 Larry Bunting Jr, 523
 1025 Main Street
 Wheeling, WV 26003
 (304) 238-1030 Phone
 (304) 238-1137 Fax

Barb Pentz, 540
 Vacant, 541
 117 North Court Street
 Ripley, WV 25271
 (304) 372-7854 Phone
 (304) 372-7856 Fax

Region 6

Aaron Linn, Regional Director, 600

Chris Bright, 601
 Shari Wince, 602
 1513 Harrison Avenue
 Elkins, WV 26241
 (304) 637-0379 Phone
 (304) 637-2804 Fax

Bryan Ware, 620
 Donald (DJ) Poling, 622
 John Shelhammer, 623
 Heidi Leaseburge, 624
 Sean Harris, 625
 215 West Main Street
 Clarksburg, WV 26301
 (304) 627-2308 Phone
 (304) 627-2311 Fax

Region 7

Kelly Franklin, Regional Director, 700

Vacant, 701
 Jonathan Dugan, 702
 William Lewis, 703
 David Bolts, 704
 1520 Winchester Avenue
 Martinsburg, WV 25405
 (304) 267-0055 Phone
 (304) 267-0132 Fax

Gary Parish, 720
 Kelley Siler, 721
 Vacant, 722
 102 N. Main Street
 Keyser, WV 26726
 (304) 788-0386 Phone
 (304) 788-0387 Fax

Region 8 Enhanced Supervision Officers

**Matthew Currence
 Reentry Coordinator, 807**

1513 Harrison Avenue
 Elkins, WV 26241
 (304) 637-0379 Phone
 (304) 637-2804 Fax

Calvin Lease III, 804
 1520 Winchester Avenue
 Martinsburg, WV 25405
 (304) 267-0055 Phone
 (304) 267-0132 Fax

Dave Toler, 801

3049 Robert C. Byrd Dr., Ste 100
 Beckley, WV 25801
 (304) 256-6950 Phone
 (304) 250-6551 Fax

Joseph Hall, 805
 159 Davis Street
 Princeton, WV 24739
 (304) 425-7487 Phone
 (304) 425-0444 Fax

Bryan Thompson, 802

1513 Harrison Avenue
 Elkins, WV 26241
 (304) 637-0379 Phone
 (304) 637-2804 Fax

Aaron Williams, 806
 225 Holiday Hills Drive, Ste 1
 Parkersburg, WV 26104
 (304) 420-4630 Phone
 (304) 420-4617 Fax

Tim Scarberry, 803

801 Madison Avenue, Ste 200
 Huntington, WV 25704
 (304) 528-5515 Phone
 (304) 528-5517 Fax

Jeremy Napier, 808
 1339 Plaza East
 Charleston, WV 25301
 (304) 558-3597 Phone
 (304) 558-0441 Fax

Tables and Charts Index

Tables Index

Page

Table 1. WVDOC Employees completing Basic Training, FY 2014.	58
Table 2. WVDOC Employees completing Required Training, FY 2014.	58
Table 3. General Revenue Expenditures by Category Inclusive of Institutions, Parole Services, Academy, Central Office, and Special Services, FY 2014.	59
Table 4. Cost Per Inmate, Exclusive of Parole Services, Central Office Administrative Costs, Medical Costs & Payments to Jails, FY 2014.	59
Table 5. WVDOC average yearly inmate population, Calendar Year 1993-2013.	60
Table 6. WVDOC End of Month Population Figures, FY 2014.	61
Table 7. Inmate commitments to WVDOC custody, FY 2014.	62
Table 8. Inmate releases from WVDOC prisons, FY 2014.	63
Table 9. Crime Categories with Specific Offenses FY 2014.	64
Table 10. Crime Categories FY 2014.	66
Table 11. Inmates by Sentence Type FY 2014.	67
Table 12. Inmates by Security Classification FY 2014.	67
Table 13. Inmates by Education Level FY 2014.	67
Table 14. Inmates by Race & Gender FY 2014.	67
Table 15. Inmates by Age FY 2014.	67
Table 16. Educational Programs/Classes Completed FY 2014.	67
Table 17. Community Service FY 2014.	68
Table 18. Parole Services Clients by Type, June 30, 2014.	70
Table 19. Parole Service Clients by Type, 2006-2014.	70
Table 20. Mock Riot Facts	73

Charts Index

Page

Chart 1. Average Daily Cost of inmate by institution, FY 2014.	58
Chart 2. Average WVDOC inmate population by Calendar Year, 1993-2013.	60
Chart 3. End of Month inmate population by Month, FY 2014	61
Chart 4. Inmate commitments to WVDOC custody, FY 2014.	62
Chart 5. Inmate releases from WVDOC prisons, FY 2014.	63
Chart 6. County of Commitment of WVDOC inmates in Prison June 30, 2014.	69
Chart 7. Parole Services Client percentages by type - June 30, 2014.	70
Chart 8. Parole Services caseload by county - June 30, 2014.	71

In Memory

Please take a moment to remember the following staff we've lost this past fiscal year:



Patrick Belfiore, AWS, Stevens Correctional Center in McDowell County passed away on September 23, 2013. A long conflict and hard fought battle with cancer is now over, however, his endearing smile and major contributions to this Stevens Correctional Center will never end.

Shelly Black-Otworth, was the Food Service Supervisor with Aramark at Lakin Correctional Center. Shelly passed away suddenly on November 21, 2013 from a heart condition. She began her employment at Lakin Correctional Center on January 7, 2013.



Les Snead, Correctional Industries Stockroom Clerk, passed away on Feb. 18, 2014. Les had over 30 years of State Service. Les was a dedicated employee that always considered the customer first.

COI Everett Gilmore, Lakin Correctional Center passed away at home on March 22, 2014 after a short battle with lung cancer. He had been employed at Lakin Correctional Center since November 1, 2013.



Acknowledgments

THANK YOU to all WVDOC employees who contributed to the FY2014 Annual Report. This report is dedicated to all of our staff who work diligently day in, day out, with the common goal of enhancing the safety of the citizens of West Virginia.

Special Thanks to Rema Jordan, Debbie Croft and Trish Watson for their assistance in editing this report.

*Rebecca Hildebrand
Research Analyst/Editor*

The DOC Office of Research & Planning is responsible for the preparation of the Annual Report. Comments and suggestions pertaining to the report are welcome. If you would like to make a suggestion or would like to request a copy of this report, please contact the Office of Research & Planning at (304) 558-2036.

Brad Douglas, Director of Research & Planning
Rebecca Hildebrand, Research Analyst
Debbie Croft, Research Analyst
Rema Jordan, Office Assistant

West Virginia Division of Corrections

Jim Rubenstein, Commissioner
Jim Ielapi, Deputy Commissioner
Jan Chamberlain, Assistant Commissioner
Mike Coleman, Assistant Commissioner
Brad Douglas, Director of Research & Technology

WVDOC FY14 Annual Report Compiled & Edited By:

Rebecca Hildebrand, Research Analyst




Photo by: Jennifer Ballard



**Unlocking
Potential**

This report was printed by West Virginia Correctional Industries (WVCI).

WVCI can handle all your printing needs.

Call (304) 843-4079 for information.

<http://wvcorrectionalindustries.com/>