


West Virginia Division of Corrections

Annual Report 2015



Earl Ray Tomblin, Governor
Joseph C. Thornton, Cabinet Secretary, DMAPS
Jim Rubenstein, Deputy Secretary, DMAPS
& Commissioner, WVDOC



*STATE OF WEST VIRGINIA
DEPARTMENT OF MILITARY AFFAIRS & PUBLIC SAFETY
DIVISION OF CORRECTIONS*



*EARL RAY TOMBLIN
GOVERNOR*

*JIM RUBENSTEIN
COMMISSIONER*

*JOSEPH C. THORNTON
SECRETARY*

OFFICE OF THE COMMISSIONER
1409 Greenbrier St.
CHARLESTON, WV 25311
(304) 558-2036 Telephone - (304) 558-5934 Fax

December 2015

Honorable Earl Ray Tomblin
Governor of West Virginia

Capitol Building
1900 Kanawha Blvd., East
Charleston, WV 25305

Dear Governor Tomblin,

In accordance with Chapter § 5-1-20 of the West Virginia Code, the Division of Corrections respectfully submits its annual report for the fiscal year 2014-2015.

We hope that this report will serve to illustrate the Division's progress during the year, as well as provide a valuable reference source for DOC statistics and information.

Sincerely,

A handwritten signature in blue ink, appearing to read "Jim Rubenstein".

Jim Rubenstein
Commissioner



Jim Rubenstein
Commissioner

Michael Coleman
Deputy Commissioner

Loita Butcher
Assistant Commissioner

Paul Simmons
Assistant Commissioner



Table of Contents

Overview	3
Message From the Secretary of Military Affairs and Public Safety	4
Message From the Commissioner of the Division of Corrections	5
Vision, Mission, Core Values, Guiding Principles, Goals, & FY15 Accomplishments	6-9
DOC Institution Locations	10
Organizational Chart	11
Office of The Commissioner	12
Commissioner and Deputy Commissioner Biographies	12
Assistant Commissioners Biography / Legislative Issues	13
Asst. Commissioner/Chief of Staff / & Leadership Retirements	14
Directors	15
Inmate Services & Activities / Compliance & Audits	15
Academy	16
Administration / Fiscal	16
Classification	17
Correctional Industries	17
Hearing Examiner	18
Investigations	18
Human Resources	19
Legal Services/General Counsel	19
Medical Services	20
Parole Services	20
Programs	21
Records / Interstate Compact	21
Research and Technology	22
Safety & Loss	22
Security	23
Construction	24-25
WVDOC Employees of the Year	26
WVDOC Employees on the Job	27
Correctional Institutions	28
Anthony Correctional Center	28
Beckley Correctional Center	29
Charleston Correctional Center	30
Denmar Correctional Center	31
Huntington Work / Study Release Center	32
Huttonsville Correctional Center / Huttonsville Work Camp	33
Lakin Correctional Center	34
Martinsburg Correctional Center	35
McDowell County Correctional Center	36
Mount Olive Correctional Complex / Slayton Work Camp	37
Northern Correctional Center	38
Ohio County Correctional Center	39
Parkersburg Correctional Center	40
Pruntytown Correctional Center	41
Salem Correctional Center	42
St. Mary's Correctional Center	43
Research & Statistics	44
WV Counties Commitment Growth	44-57
Training Statistics	58
Fiscal & Budget	58-59
Institutional Statistics	60-69
Parole Services Statistics	70-71
Mock Riot/Retirements	72-75
Offender Focus	76-77
Phone/Address Directory	78-79
Tables & Charts Index	80
In Memory and Acknowledgments	81

Message from the Secretary of MAPS



The West Virginia Division of Corrections continued to advance its vital public safety mission in 2015, and I am proud to contribute toward the chronicling of its latest achievements in this Annual Report.

Deputy Secretary Rubenstein, as West Virginia's long-standing Corrections Commissioner, and his leadership team remain committed to protecting the public and assisting victims of crime through the operation of safe, secure facilities and effective rehabilitative programs.

The state-of-the-art Charleston Correctional Center showcases this dedication. This new facility continues and expands the successful work-release program that has benefitted both male and female offenders as well as the community they seek to rejoin as law-abiding and productive participants. The center's Residential Substance Abuse

Treatment unit, meanwhile, recognizes and targets the role that addiction plays in criminal behavior and recidivism. This facility also furthers Gov. Tomblin's landmark Justice Reinvestment Initiative.

The Division of Corrections remains a stalwart participant in West Virginia's ongoing campaign to curb its incarceration rate and improve public safety. The division's total population remains below its historic highs, and its efforts have helped to reduce the backlog in our regional jails by hundreds of inmates.

Corrections is also to be commended for working alongside the regional jail system to implement the Offender Information System. The ambitious transition to a comprehensive approach to managing offender population data, promises to aid all three of this department's correctional agencies in furthering their mutual public safety missions.

I am heartened as well by the division's partnering with its fellow agencies to identify other ways to improve operational efficiencies and save taxpayer dollars through streamlining and cooperation.

All of these successes would not be possible were it not for the men and women on the front lines at the Division of Corrections. Our correctional officers and staff have among the most daunting tasks in West Virginia, and the safe and secure conditions of our facilities are testament to their day-in, day-out commitment despite the challenges. I applaud Commissioner Rubenstein and his team for developing the multi-year improvement plan that would benefit all of the department's correctional staff. I remain resolute in supporting efforts to address our recruitment and retention concerns.

Message from the Commissioner



In the past fiscal year we have celebrated many accomplishments while staying true to the mission of the WVDOC: “To enhance public safety by providing safe, secure, humane correctional facilities, operating an effective system of offender reentry and community supervision, reducing offender recidivism and assisting victims of crime.”

Since the passage of the Justice Reinvestment Act in 2013, the West Virginia Division of Corrections has witnessed a 35 % decrease in DOC offenders housed in regional jails. Just over 1700 DOC offenders were being held in regional jails on June 30, 2013, and on that same day in 2015, just over 1100 were housed in jails.

Over the past fiscal year, the Division of Corrections, Division of Juvenile Services and the Regional Jail and Correctional Facility Authority have partnered to form an Operational Efficiencies Workgroup. This team is working to find and implement ways to share resources throughout agencies in order to develop a more efficient use of state taxpayer’s money.

The Division of Corrections saw many positive changes in facilities over the last fiscal year including adopting the Moral Rehabilitation Initiative. This initiative seeks to change prison culture, save lives, reduce prison victimization and violence, and save tax payers money. It includes:

- MOCC Bible College -- In partnership with Catalyst Ministries, Appalachian Bible College operates an on-site extension campus located on the grounds of the state’s maximum security men’s prison at Mt. Olive Correctional Complex. The Bible College focuses on moral rehabilitation and offers a Bachelor of Arts Degree in Bible & Theology and allows inmates to be ordained as ministers. The majority of inmates graduating this program will remain inside the system and help transform the system from the inside out.
- Malachi Dads Program -- This program helps inmates reconcile with their children with the goal of keeping the children from following in their father’s footsteps and ending up in prison.
- Paws4Prison -- Selected inmates in five DOC facilities can now participate in a Paws4Prisons™ Program which teaches inmates to train various types of assistance dogs for and in support of the Paws4People™ foundation. In the program, inmates first learn how to train “shelter-rescue dogs” and then progress to training highly-trained assistance dogs.

Other highlights for FY 2015 include:

- Giving Back with HeART Auction—In October 2014, more than \$8,500 was raised at a benefit art auction held by Mission WV, where over 100 pieces of artwork were created and donated by DOC inmates. Proceeds from the auction went to support a scholarship fund created for youth in foster care and those of incarcerated parents.
- The new Charleston Correctional Center began housing inmates on May 1, 2015, replacing the Charleston Work Release Center. The new facility operates a 96 bed co-educational work release unit and a 32 bed female Residential Substance Abuse Unit (RSAT).
- Harvest Now—In October 2014, Governor Tomblin recognized the WVDOC for participating in the Harvest Now Program where DOC facilities grew, harvested and donated more than 46,000 pounds of fresh produce to local food banks.

In Fiscal Year 2015, as always, I am proud of our Correctional Team working together to implement all aspects of the Justice Reinvestment Act. We realize it is an ongoing process, but are committed to follow through. The years that follow will undoubtedly deliver many changes and challenges, but I’m confident we will prevail and witness many more achievements!

Vision, Mission, Core Values



The Vision of the West Virginia Division of Corrections is to be recognized as an innovative leader in providing quality correctional services.



The mission of the West Virginia Division of Corrections is to enhance public safety by providing safe, secure, and humane correctional facilities, operating an effective system of offender re-entry and community supervision, reducing offender recidivism, and assisting victims of crime.



- * Public Safety
- * Integrity
- * Fairness
- * Commitment
- * Professionalism

Guiding Principles



- Our highest priority is the protection of the public, staff, and offenders through the highest degree of professional performance at all times.
- Our integrity is above reproach, as we are accountable to the public, staff, and offenders alike.
- We correct offender behavior first and foremost by modeling appropriate behavior.
- We provide and encourage staff to seek out opportunities that develop or enhance professional knowledge, skills, and abilities.
- We treat all employees, the public, and offenders with fairness, honesty, consideration, and dignity while recognizing diversity.
- We empower our employees to effectively perform their duties to the best of their abilities through training, trust, and teamwork.
- We take pride in maintaining the quality of our organization through performance, appearance, and education.
- We embrace professional service over personal desire and provide correctional services, as appropriate, which will positively affect offender management and reentry.
- We are sensitive to the needs of crime victims and their families and aid them in personal empowerment.
- We exhibit the highest degree of ethical behavior, professional excellence, quality, and competence in all that we do.
- We resolve all situations, in which the course of action is in doubt, by erring on the side of security and public safety.

WVDOC Strategic Plan: 2013-2015

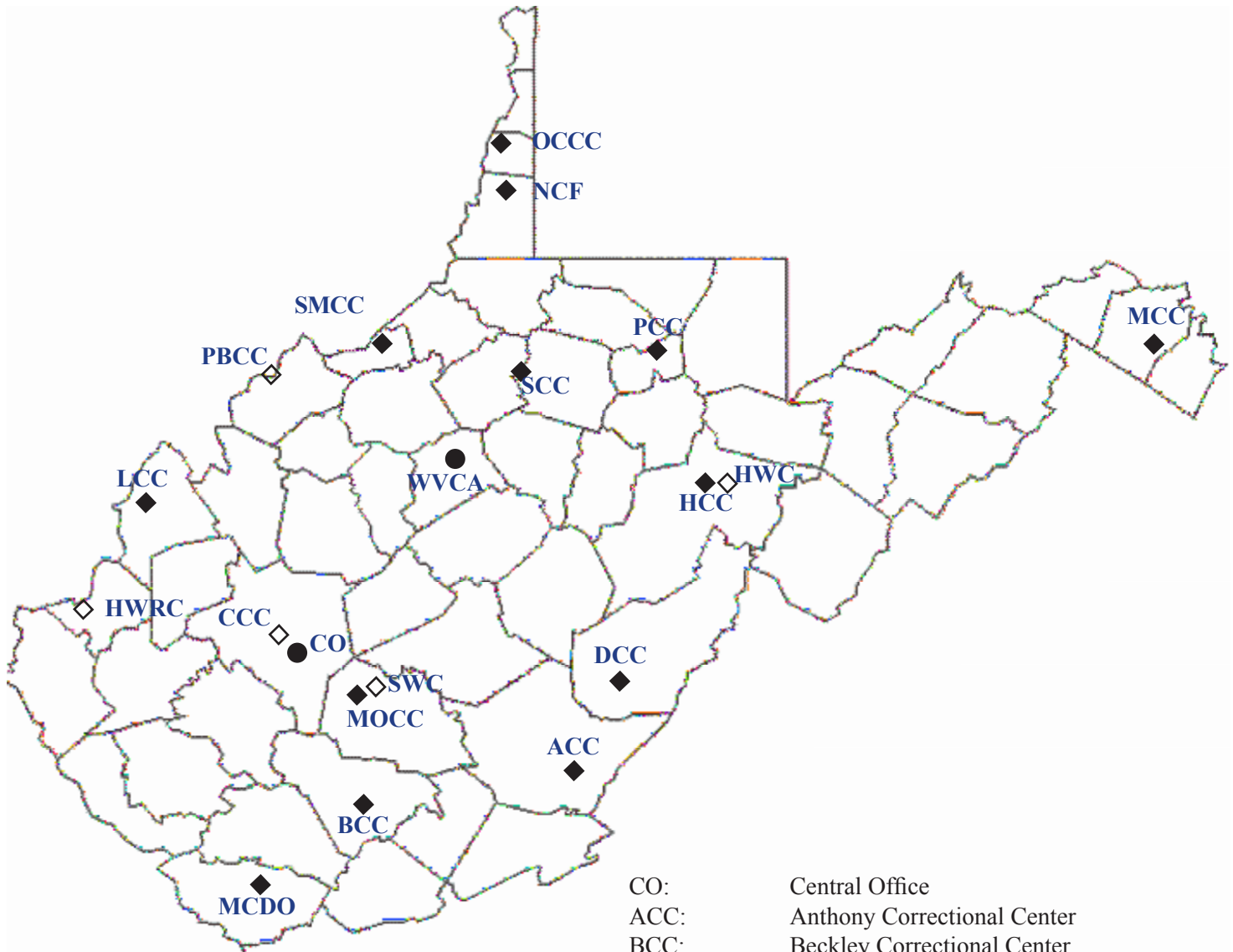


- **Overcrowding** - The first strategic goal of the agency will be to perform a series of initiatives designed to mitigate the drastic and persistent increases in the population of prisoners sentenced to WVDOC custody.
- **Budget** - The second strategic goal of the agency is to enhance budgetary procedures, including planning, forecasting, preventive maintenance, and auditing. In addition, this goal includes efforts to identify methods for long term cost savings and revenue generation.
- **Information Technology** - The third strategic goal of the agency is to improve information technology services, programs, and tools to promote better communications, access to data/information, and work efficiencies.
- **Human Resources** - The fourth strategic goal of the agency is to improve the recruitment and retention of qualified and experienced correctional employees, while continuing to make the WVDOC a better place to work and build a career.
- **Correctional Industries** - The fifth strategic goal of the agency is to foster innovative strategies in correctional industries to become more financially successful while further enhancing inmate work opportunities.

Major Accomplishments

- The new Charleston Correctional Center officially opened on April 30, 2015, on Hansford Street in Charleston. The facility operates a 96 bed co-ed work release unit, and a 32 female RSAT unit.
- The total number of Community Service Hours for FY 2015 was 515,208.50.
- Several WVDOC facilities participated in the “Harvest Now Project” and have harvested over an estimated 50,000 pounds of produce donated to those less fortunate in local communities.
- Parole Services collected over \$1,300,000 in fees to help offset supervision costs, therefore decreasing taxpayer dollars budgeted for this area.
- Electronic monitoring fee collections totaled over \$164,000; the money collected off of this fee helps to offset the costs of providing services to those offenders who are indigent or unable to pay.
- The WVDOC sponsored the 19th Annual Mock Prison Riot, held at the old State Penitentiary in Moundsville, WV from May 3-6, 2015.
- Corrections Program Specialist, Debra Fincham, from Huttonsville Correctional Center was selected as WV Division of Corrections Employee of the Year.
- The first Annual Giving Back with HeART Auction was held, raising over \$8,500, and as a result 7 children were awarded scholarships. The event showcased more than 100 pieces of artwork created and donated by inmates at MOCC and SMCC.
- The Offender Information System “OIS” Project continued in FY2015. When implemented, it will allow the WVDOC, WV Regional Jail and Correctional Authority, and WV Division of Juvenile Services enhance data sharing capabilities.
- Paws4Prison Program is now active in 5 DOC facilities including, Lakin Correctional Center, Mt. Olive Correctional Center, Pruntytown Correctional Center, Salem Correctional Center and St. Marys Correctional Center.
- The Moral Rehabilitation Initiative which aims to effect culture change in prisons, began with the addition of the Mt. Olive Bible College Program in September 2014.

WVDOC Institution Locations



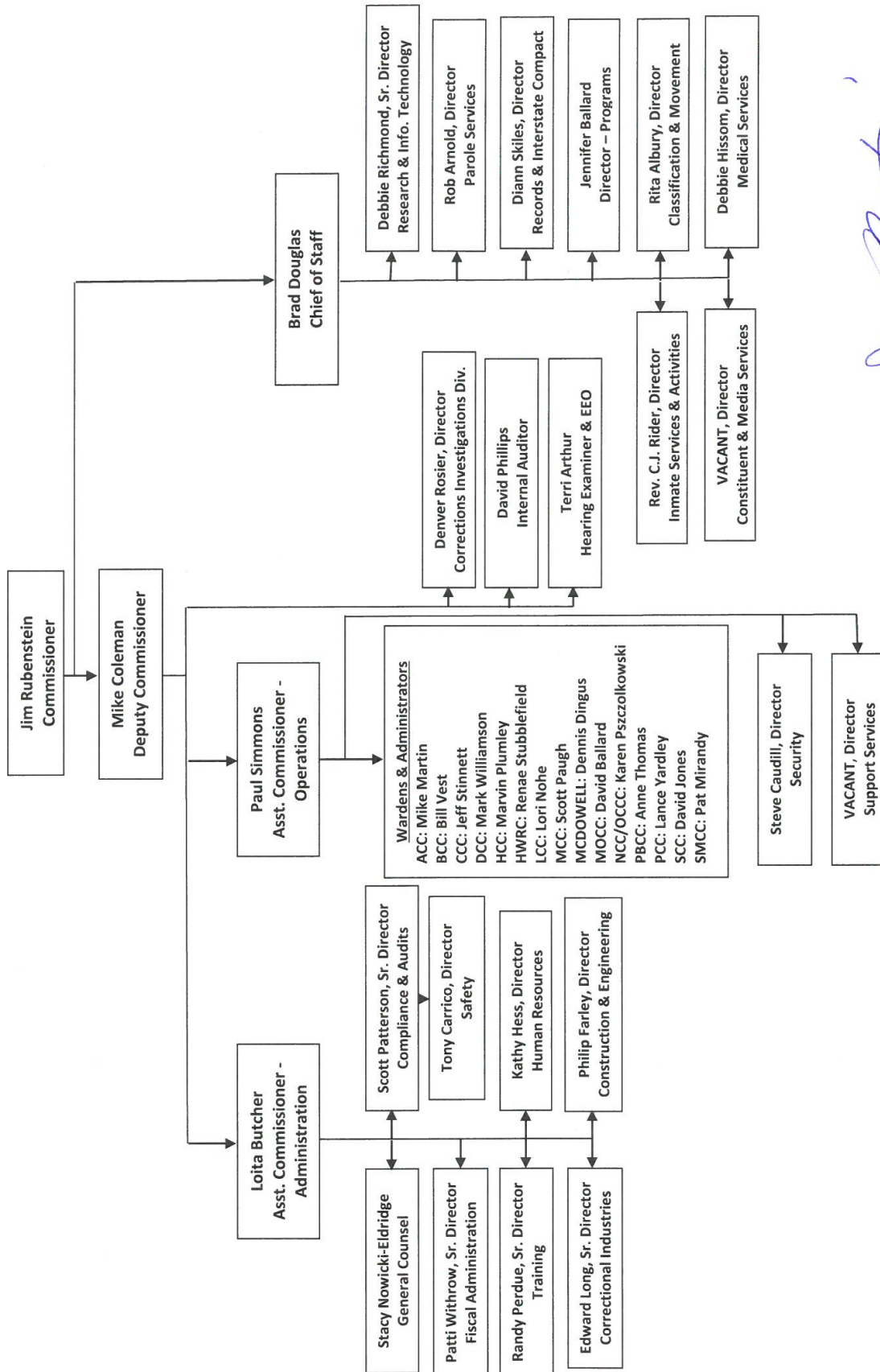
LEGEND:

- ◆ Correctional Institution
- ◇ Work/Study Release Center / Work Camp
- Other Offices or Buildings

- CO: Central Office
- ACC: Anthony Correctional Center
- BCC: Beckley Correctional Center
- CCC: Charleston Correctional Center
- DCC: Denmar Correctional Center
- HWRC: Huntington Work/Study Release Center
- HCC: Huttonsville Correctional Center
- HWC: Huttonsville Work Camp
- LCC: Lakin Correctional Center
- MCC: Martinsburg Correctional Center
- MCDO: McDowell County Correctional Center
- MOCC: Mount Olive Correctional Complex
- NCF: Northern Correctional Facility
- OCCC: Ohio County Correctional Center
- PBCC: Parkersburg Correctional Center
- PCC: Pruntytown Correctional Center
- SMCC: St. Marys Correctional Center
- SCC: Salem Correctional Center
- SWC: Slayton Work Camp
- WVCA: West Virginia Corrections Academy

Organizational Chart

West Virginia Division of Corrections – Table of Organization
1 December 2015



Approved by: Jim Rubenstein, Commissioner

WVDOC Commissioner's Office

Commissioner, Jim Rubenstein



Jim Rubenstein was appointed Commissioner of the WVDOC in June 2001, after serving as Acting Commissioner since February 2001. He is tasked with the responsibility to oversee the day to day operations of the Division of Corrections throughout the entire State of West Virginia.

Mr. Rubenstein has a Masters in Leadership Studies from Marshall University and over three decades in the corrections profession. Mr. Rubenstein began his career with Corrections in 1973 as a Correctional Officer at the Forestry Camp for Boys. He also served as a Recreation Coordinator, a Correctional Officer, and a Counselor at the WV Industrial School for Boys. Mr. Rubenstein went on to serve as a Corrections Case Manager and Corrections Unit Manager at Pruntytown Correctional Center. In 1994, he was named Superintendent of Anthony Correctional Center. In late 1998, he was named Deputy Warden of St. Marys Correctional Center and was instrumental in the conversion of that facility from a state hospital into a medium security correctional institution. On June 1, 1999, he was appointed to the position of Deputy Commissioner of Institutional Operations and served in that position until his appointment as Commissioner. His qualifications and skills offer him a unique

opportunity to bring insight and experience to the WVDOC. His career in corrections has prepared him with the management abilities, training and development skills, and interpersonal communications expertise necessary to promote programs, technology and training within the WVDOC.

Commissioner Rubenstein is affiliated with the following organizations: Member of the Association of State Correctional Administrators (ASCA), member of the American Correctional Association (ACA), Secretary for the Regional Jail and Correctional Facility Authority Board, member and former President of the WV Association of Correctional Employees (WV ACE), member of Southern States Correctional Association (SSCA), member of the WV Interstate Compact for Supervision of Adult Offenders, member of Holley Strength Systems, Buckhannon Power Team, United States Power Lifting Federation, Honorary Member of Grafton Rotary Club, and National Association of Strength Athletes.

Deputy Commissioner, Mike Coleman



Mike Coleman was appointed Deputy Commissioner of the West Virginia Division of Corrections by Commissioner Jim Rubenstein on June 1, 2015. Deputy Commissioner Coleman began his career as a Correctional Officer at the West Virginia Penitentiary in 1984 where he subsequently served as a Sergeant, Protective Custody Unit Commander, Training Sergeant and as a member of the Corrections Emergency Response Team (CERT).

In 1992, he transferred to the Corrections Academy as a Lieutenant where he was responsible for Basic Training operations and served as Chief Firearms Instructor, Use of Force Training Coordinator, and as Assistant Team Leader on the Penitentiary CERT Team. In January 1995, Mr. Coleman was promoted to Executive Assistant to the Warden and transferred to the Mount Olive Correctional Complex, where he subsequently served as Associate Warden-Operations, Associate Warden-Security, Deputy Warden, and 14 months as Acting Warden. In April 2005, the Commissioner appointed him Director of Security with responsibility and authority for Special Operations [Corrections Emergency Response Team, Crisis Negotiation Team, and K9 Unit], Correctional Hearing Officers, the Intelligence Unit, and Liaison with McDowell County Corrections. He was appointed Assistant Commissioner in October 2013, overseeing wardens and administrators of all WVDOC institutions.

Deputy Commissioner Coleman is a graduate of numerous training courses conducted by and through the West Virginia Corrections Academy, the National Institute of Corrections, the Federal Law Enforcement Training Center, and others. He has served as a training consultant to the Governor's Committee on Crime, Delinquency and Corrections, the American Correctional Association, L.A. Media and KAIROS of WV Prison Ministry. He is affiliated with the following organizations: member of the American Correctional Association having served on its the Adult Prisons Committee, member and former President of the WV Association of Correctional Employees, member of the Southern States Correctional Association, member of the Correctional Peace Officers Foundation, and member of the National Tactical Officers Association (NTOA).

WVDOC Commissioner's Office

Assistant Commissioner, Loita Butcher



Loita Butcher was appointed to the position of *Assistant Commissioner*, effective May 16, 2015. Loita began her career with the WVDOC at the Central Office in March 1994, as the Secretary of the Legal Division. In July 1995, she accepted the position of Legislative Analyst in the WV Legislature and then returned to the DOC in April 1996 as the Executive Assistant to the Commissioner. Most recently she served as the Chief of Staff for the WVDOC. Prior to her career with Corrections, Loita served as the Legal Assistant in the Clay County Prosecuting Attorney's Office. Loita has over 30 years of experience in law enforcement and corrections fields, which provided her with the knowledge and background to be a valuable asset in the position of Assistant Commissioner.

In FY 2015, Ms. Butcher submitted legislative requests for every agency under the umbrella of Military Affairs and Public Safety to include the Cabinet Secretary's Office, National Guard, Division of Corrections, Correctional Industries, Justice and Community Services, Homeland Security and Emergency Management, Fire Marshal, Juvenile Services, Parole Board, Protective Services, Regional Jail and Correctional Facility

Authority, West Virginia State Police and Veteran's Affairs.

A bill is an idea for a new law, or an idea to change or do away with an existing law. Hundreds of bills enter the legislative process in West Virginia each time the Legislature meets. Two groups of elected citizens - 34 senators and 100 delegates - study, discuss and vote on bills, and in doing so act for the people of West Virginia. Bills enter the legislative process either through the House of Delegates or the Senate, but to become a law, a bill must pass both chambers and avoid a governor's veto.

The following is a brief synopsis of some of the bills, Ms. Butcher submitted to the Legislature and were passed during the 2015 Legislative Session:

SB374 – Permitting in absentia parole hearings in certain instances (effective March 6, 2015): This Act provides that the requirement that an inmate personally appear for a parole hearing may be waived in cases where a physician authorized to do so by the Commissioner of Corrections certifies that the inmate, due to a medical condition or disease, is too debilitated, either physically or cognitively, to appear

HB-2200 - Revising, rearranging, consolidating and recodifying the laws of the State of West Virginia relating to child welfare (Effective February 16, 2015) Specifically, section §49-4-722. Conviction for offense while in custody.

(a) Notwithstanding any other provision of law to the contrary, any person who is eighteen years of age or older, who is convicted as an adult of an offense that he or she committed while in the custody of the Division of Juvenile Services and, who is therefore sentenced to a regional jail or state correctional facility for the offense may not be returned to the custody of the division upon completion of his or her adult sentence until a hearing is held before the court which committed the person to the custody of the Division of Juvenile Services at which hearing the division may present any objections it may have to return the person to its custody. If the division does object and the court overrules the division's objections, it shall make specific written findings as to its rationale for overruling the objections.

(b) No person who is eighteen years of age or older who is convicted as an adult of a felony crime of violence against the person while in the custody of the Division of Juvenile Services be returned to the custody of the Division of Juvenile Services upon completion of his or her adult sentence.

HB2025 – Prohibiting certain sex offenders from loitering within 1,000 feet of a school or child care facility (effective May 26, 2015): This Act does just as the title states: prohibits sex offenders on extended supervision from loitering within one thousand feet of a school or child care facility.

HB2274 – Authorizing the Commissioner of Corrections to enter into Mutual Aid Agreements (effective May 21, 2015): This Act gives the Commissioner of Corrections, with the consent of the Secretary of DMAPS, the authority to enter into and sign Mutual Aid Agreements with other entities.

HB2606 – Clarifying the potential sentence for disorderly conduct (Effective June 9, 2015): This Act clarifies that a person convicted of disorderly conduct, a misdemeanor, may be confined in jail instead of the DOC for twenty-four hours, or fined not more than \$100.

WVDOC Commissioner's Office

Assistant Commissioner, Paul Simmons



Paul began his career with the Division of Corrections at the West Virginia Penitentiary in July of 1987 as a Correctional Officer I and was promoted to the rank of Sergeant and then Lieutenant. He was part of the transition team for closing the Penitentiary and opening the Mount Olive Correctional Complex. In February of 1998, Paul transferred to Saint Marys Correctional Center and in October of that same year joined the staff at Northern Correctional Center where he became the Associate Warden of Security in November, 2012. Paul also served as Northern Regional CERT Commander from 2001 to 2012. Paul was appointed as the Assistant Commissioner for the WV Division of Corrections on August 2, 2015.

Chief of Staff, Brad Douglas



Brad Douglas started with the WVDOC in February 2000 as a Data Analyst. In that function he assisted with the establishment and development of the WVDOC's Office of Research & Planning. In 2002, Brad was promoted to Criminal Justice Specialist 2. Later, in December 2003 after the retirement of the Director of Research & Planning, Brad was promoted to that position and served as such until 2011. In 2011, Commissioner Rubenstein merged the Information Technology and Research & Planning units into the Office of Research & Technology with Brad in the Director's position. In July 2015, Brad was selected to take on the Chief of Staff role and currently holds that position.

Brad was instrumental in the development of the Supreme Court Ordered "Master Plan to Address Prison Overcrowding", served as staff on the Governor's Commission on Prison Overcrowding in 2009, and served as a primary WVDOC technical consultant during the development and adoption of the Council of State Government's "Justice Reinvestment in West Virginia" initiative. Brad was also co-project manager of the IMIS Steering Committee and served as WVDOC and DMAPS project manager in the more recent Offender Information System project. Brad holds a Bachelor's Degree in Criminal Justice from West Virginia State

University, and a Masters in Justice Leadership from Marshall University. In 2001, Brad was the recipient of the WV Association of Correctional Employee's K.D. Knapp Scholarship and the Southern States Correctional Association Scholarship.

WVDOC Senior Leadership Retirements: Jan Chamberlain & Jim Ielapi



Assistant Commissioner Jan Chamberlain was a 43 year veteran of the WVDOC when he retired December 31, 2014. His career began in 1971 at the former WV State Penitentiary in Moundsville, WV, where he was instrumental in the establishment of a Classification Unit for the facility. Jan had served as the Assistant Commissioner for the WVDOC for the past 15 years, where among other things, was responsible for drafting, revising and issuing WVDOC policy directives while serving as the WVDOC American Correctional Association (ACA) Project Manager.

Deputy Commissioner James "Jim" Ielapi retired May 31, 2015, with 34 years of service under Military Affairs and Public Safety. He began his career serving as the Director of the Instructional Media Center at the WV Industrial Home for Youth. In 1987, he became the Deputy Superintendent for the facility before becoming Superintendent in 1989. In 1998, he expanded his career into adult corrections, transferring to the Pruntytown Correctional Center as the Associate Warden of Operations. In 2002, he was appointed Warden of the facility and in 2011 he was appointed Deputy Commissioner of the WVDOC.

receptions, transferring to the Pruntytown Correctional Center as the Associate Warden of Operations. In 2002, he was appointed Warden of the facility and in 2011 he was appointed Deputy Commissioner of the WVDOC.

Thank you Jan and Jim for your combined 77 years of dedication and service to the West Virginia Division of Corrections!



WVDOC Directors

Director of Inmate Services & Activities, Clarence "CJ" Rider



The WVDOC Office of Inmate Services & Activities provides agency level oversight and direction for the WVDOC Moral Rehabilitation Initiative; agency compliance with the Religious Land Use And Institutionalized Persons Act (RLUIPA); Multi-Faith Religious Services & Activities; West Virginia Department of Education Simulated Workplace Initiative training; Arts & Crafts; Recreation Services; and shares responsibility for HOSPICE with the Office of the Director of Medical Services.

The Moral Rehabilitation Initiative includes:

- paws4prisons Service / Shelter dog training. The WVDOC partners with paws4people, Wilmington, NC, to provide this service and Inmate training activity. A key person is Amanda Anderson, paws4prisons Program Mentor & Unit Manager - SMCC, who works directly with the paws4people organization; WVDOC staff at the five WVDOC activity sites; and coordinates inmate training.
- LAOTONG YOGA. The WVDOC partners with LAOTONG YOGA, Inc. to provide yoga classes that help reduce stress and teach yoga mindfulness practices which develops self-control and coping skills for the inmate.
- The centerpiece of the Moral Rehabilitation Initiative is Mount Olive Bible College (MOBC). The WVDOC

partners with financial partner Catalyst Ministries, and educational partner Appalachian Bible College to operate Mount Olive Bible College located at Mount Olive Correctional Complex. The graduate Moral Rehabilitation Mentors will work in varied roles at various facilities to provide positive peer leadership and coaching in order to train other inmates how to make a positive reentry into society. The student body of MOBC includes Christian Inmates but also includes Muslim, Hare Krishna (Hindu), and Buddhist Inmates.

- Other Activities cosponsored by Catalyst Ministries includes parenting programs, Catalyst Ministries Two-Year Bible Certificate program, and a one day event where the Inmate can be a parent in a family atmosphere.

The WVDOC has traditionally provided Religious Services and related Activities for Inmates from diverse faith backgrounds. This mission is accomplished through the Staff Chaplaincy and a great number of volunteers around the state. The West Virginia Department of Education Simulated Workplace Initiative is designed to train Inmates in an engaged workplace environment to develop necessary skill sets in order to become work ready employees upon release. Inmates are trained to provide HOSPICE services at Mount Olive Correctional Complex and Lakin Correctional Center. Hospice care provides dignity for the dying inmate, and along with Memorial Services conducted for the inmate who passes away, it acknowledges personal worth and recognition for the individual.

Director of Compliance & Audits, Scott Patterson



Senior Director of Compliance and Audits, Scott Patterson graduated from West Liberty State College in 1992, with a B.S. Degree in Criminal Justice, and went to work at the now-defunct WV Penitentiary shortly thereafter. He worked there until it closed, serving as a Correctional Officer, Counselor and Acting Unit Manager. He transferred to the Mount Olive Correctional Complex when it opened in 1995 as the facility's Institutional Training Officer, and worked as a Case Manager, Unit Manager and Director of Classification prior to being appointed Warden of the Anthony Correctional Center in 1998. Mr. Patterson served as Warden until 2007, when he left to work as a contractor with the US Department of Justice in support of Operation Iraqi Freedom, where he served until 2009 as an advisor to the Iraqi Corrections System. He returned to the WV DOC in 2011, again as the Warden of Anthony Correctional Center, where he posted until being promoted to his current position in 2014. His duties currently include Policy development, overseeing the agency's ACA accreditation efforts, and the agency's PREA Coordinator.

The American Correctional Association (ACA) is a private, nonprofit organization that provides the only national accreditation process for adult and juvenile corrections. The ACA's purpose is to promote improvement in the management of correctional agencies through the administration of a voluntary accreditation process and the continued development and review of relevant, useful standards.

During the past fiscal year, the following WVDOC correctional institutions underwent successful ACA reaccreditation audits: Northern Correctional Center (NCC) and Ohio County Correctional Center (OCCC). NCC Warden Karen Pszczolkowski, NCC accreditation Manager Richard Wendt, NCC Sanitation and Fire Safety Officer Ed Littell, OCCC Administrator William Yurcina, OCCC Accreditation Manager Allen Utt and the remaining of the NCC and OCCC staffs are to be congratulated for their excellent contributions and work in bringing about the reaccreditation of the Northern Correctional Center and the Ohio County Correctional Center.

WVDOC Directors

Training Academy: Randy Perdue



The West Virginia Corrections Academy is located at the West Virginia Department of Military Affairs and Public Safety Professional Development Center in Glenville, WV. Staff development within the West Virginia Division of Corrections provides a four phase training program for sworn and civilian staff of the West Virginia Department of Public Safety, Division of Corrections. Basic, Orientation Program, In-service, and Specialized Training comprise these facets of development. Correctional Staff and Parole Officers employed by the state (to include McDowell County Correctional Center) complete Basic Training and attend Specialized Training programs sponsored and/or conducted by the Academy.

To foster staff development and to align with the national training model, the Academy is a separate unit within the Division of Corrections. The chief executive officer of the Academy is the Director of Training and exercises responsibility and authority over all staff training. Each employee within the Division of Corrections must complete the "Basic Training" Class within one year of employment. The Basic Training Class has been a vital tool in the introduction, development, and establishment of "esprit de corps", the importance of quality and teamwork, a common base of theoretical and operational knowledge, skills and abilities, fosters an environment

which stresses continuing training and education for career minded individuals.

In November of 2014, the Academy hosted the West Virginia Warrior Race. It was held at Ripley, WV. The race consisted of a 10 kilometer run, a 5 kilometer run, as well as a 5 kilometer walk. All participants received a Wounded Warrior Project t-shirt and there were numerous award recipients in each race category. The trophies were donated by WV Correctional Industries.

The Corrections Academy continues to offer up-to-date curricula and promulgate positive change in the Division of Corrections. The West Virginia Corrections Academy Curricula has been recognized as being among the best in the nation.

Administration: Patricia Withrow



The Administrative Unit of the Division of Corrections is committed to supporting the agencies' mission by cultivating excellence in a variety of functions including budget and financial forecasting, procurement, fleet management, construction and maintenance management, internal auditing, asset management and surplus property services, payroll and employee benefits, and leases. The Unit also provides P-Card oversight and payment processing functions. Financial forecasting and expenditure oversight is a critical function for the DOC due to its increasing inmate population and limited financial resources.

Patricia Withrow, the Director of Administration and Chief Financial Officer, provides short and long range financial planning goals and practices for the Division. The strategy has been rewarded yearly with multiple supplemental and improvement appropriations. Additions to the Division's operational budget for FY 2015 included funding support of Senate Bill 371, the creation of the Information Technology Services unit and full funding for the new Charleston Correctional Center. Other vital projects include the fourth year of computer equipment upgrades, the OIS project, and the continued funding, implementation and purchase of

Digital, Narrow Band Radio Communications equipment for the Division.

The Administration Unit continued the usage of the State's new financial system, wvOASIS and prepared to move forward with wvOASIS HR/Payroll development to begin in FY 2016. Continued budget guidance is provided by the Administrative Unit for each facility's Business Manager and their staff. This Unit coordinates the Business Manager Training sessions which are held semi-annually as well as the State Auditor's and Purchasing Conferences, which are open to all Division financial staff.

The Administrative Unit/Fiscal Section consists of Director Withrow, Fiscal Manager India Welder, Nina Orndorff, Pat Carney, Sharon Dunbar, Reggie Smith, Jamie Jones, Rosetta Carihfield, Jamie Bowles, Paul Harper, Mary Hackl, Christina Elkins, Libby Quarrels, Lynn Poe and Intern Zach Thomas.

WVDOC Directors

Classification: Rita Albury



The Office of the Director of Classification is responsible for two major areas in the DOC: Classification and Movement of Offenders. Classification is responsible for ensuring classification instruments and placement assessments for offenders incarcerated within the DOC are completed in accordance with policy and procedure. Classification determines appropriate security placement and special needs issues based upon the inmate's custody level. Classification works closely with many other areas: Medical, Mental Health, Investigation, Disciplinary, Programming, Parole Services, Records and Interstate Compact and Security. Classification oversees Diagnostic Evaluation units as well as the Intake Units. The Classification Office also coordinates Psychological Evaluations in the jails.

Central Office Movement Coordinators Kem Hudson and Jessica Underwood, are assigned to the office of the Director of Classification, and are tasked with the responsibility of coordinating statewide inmate movement of all offenders sentenced to the DOC, those housed in the DOC and the Regional Jail system. They also coordinate transports orders, humanitarian requests, home plan submission from the jails, and psychological appraisals in the jail as well as their daily tasks of reviewing and approving housing assessments to ensure appropriate

inmates are moved to work release, work camp and minimum facilities. Their tasks are varied and include processing the movement of jail inmates who have been granted parole as well as coordinating inmates coming from or going to other states on the Interstate Compact. Movement is a time sensitive issue that needs to be reviewed prior to, in order to ensure safe, secure and appropriate movement. Public, inmate and staff safety are considered as well as ensuring the move is done in a cost effective manner.

Classification and movement are always involved in opening of new beds by reviewing and approving the inmates eligible for that facility. Classification monitors the processes in the Intake Units.

Correctional Industries: Eddie Long



Correctional Industries (CI) is a self-sustaining special revenue business entity and a corrections program that is responsible for efficient and effective operation of the various manufacturing facilities within the Division of Corrections. CI produces numerous product lines including office furniture, license plates, validation decals, signs, inmate clothing, printed materials and more.

In order to be successful and accomplish this mission it is imperative that CI be focused on customers, products and our civilian and inmate workforce. Significant accomplishments in 2015 include:

- Through retirements and attrition, CI restructured logistics and the warehouse group in order to cost effectively improve storage and delivery capability. In addition, two new trucks were purchased to replace older, less reliable equipment.
- Upgraded shop equipment in several areas in order to better serve our customers with higher quality products and increase our production capacity.
- Continued to emphasize ongoing improvement and other lean manufacturing concepts designed to improve product quality and customer service.
- Initiated Facility Character Profile project - FCP team now active and engaged. The Employee of the Quarter recognition was also initiated.
- CI Beautification efforts – new signs, plants, etc.
- Continued to support and work with Mission WV, Wounded Warrior Project and Girls and Boys State along with a few other charities by donating blankets, duffel bags, plaques and printed educational materials.

Revenues for 2015 were \$7.9 million with operating income of \$900K. In addition, WVCI was once again able to transfer monies over to the DOC to be used for various maintenance and construction projects. This is now a total of \$2.1 million over the last 37 months.

We will continue to pursue Prison Industries Enhancement and Service opportunities in order to realize additional revenues outside of our traditional customer base. This has enormous potential to provide new revenue streams and in doing so, save the taxpayers of West Virginia.

WVDOC Directors

Hearing Examiner: Terri Arthur



The Hearing Examiner's office consists of one Hearing Examiner and one Secretary. In the near future, an Investigator II will be hired to take the lead in EEO investigations.

The Hearing Examiner administers the Level I grievance hearings providing a forum for the employee and division to fully explain their positions in matters brought before the Hearing Examiner by the employee. Testimony and evidence is provided and a response rendered based upon a preponderance of the evidence. If the Grievant is not satisfied with the Level I response, the grievant may appeal to the State Employees Grievance Board. During this fiscal year the Grievance Board upheld all of the Hearing Examiners decisions made at Level I. There were fifty-two grievances scheduled during the fiscal year; nineteen disciplinary, eight classification disputes, six pay related, seven hostile work environment, eight job assignment/shift and four miscellaneous issues. Level I results included twenty-six denied, four granted, thirteen withdrew, six settled and three are pending.

As the Agency EEO Coordinator, the Hearing Examiner is responsible for ensuring agency compliance and oversight of the investigative and record keeping process associated with all federal, state and agency rules and regulations as it relates to Equal Employment Opportunities. In addition, the Hearing Examiner is called upon to assist the State EEO Office with investigations statewide in other agencies. During the fiscal year 2015 twenty EEO complaints were filed with the Division of Corrections. Three EEO complaints were substantiated, eleven were unsubstantiated, some with management concerns found, two were not EEO and there are four claims pending investigative results.

The Hearing Examiner scheduled eighty-five preliminary parole violation hearings; thirty-one hearings were held, thirty seven waived the hearing, nine were dismissed and eight are pending.

Investigations: Denver Rosier



The Corrections Investigation Division (CID) consists of a Director, Secretary, two Office Assistants, and 15 investigators. For the period of 07/01/14 through 06/30/15, the unit conducted 820 investigations.

The majority of these investigations dealt with the introduction of contraband consisting of tobacco, drugs, cell phones; compromising of staff wherein they have brought inmates items of contraband or became involved in inappropriate relationships; inmate-on-inmate physical assaults; inmate-on-staff physical assaults; allegations related to sexual abuse or sexual harassment of inmates; escape or attempted escape, and the death of inmates either through natural causes or suicide.

Numerous investigations resulted in the arrest and conviction of individuals for various crimes. All investigators work closely with law enforcement and county prosecutors in combatting and responding to crimes that occur within the facilities. Through the efforts of all employees within the CID, this unit is recognized within the law enforcement community as a valuable resource.

The Investigators play a major role in the agency's efforts to investigate and respond to inmate's allegations related to sexual abuse or harassment. This has required all the investigators to attend many hours of specialized training to comply with the standards of the Prison Rape Elimination Act.

In addition to investigations, the investigators are actively involved in the agency's response to Security Threat Group activities. The investigators work closely with the Security Threat Group coordinators and the Wardens/Administrators of each facility to identify and monitor the activities of individuals who claim allegiance to a STG. The efforts of the investigators combined with other staff, make the facilities a safer and more secure environment for residents and staff.

WVDOC Directors

Human Resources: *Kathy Hess, Director*



The Human Resources (HR) Department takes a leadership role in providing the services in support of DOC's principles, values, vision and mission statement. Human Resources will continue to strive in developing the full potential of our workforce. The Human Resources Department is responsible for recruitment, employment, employee relations, classification/compensation, regulatory and legal compliance, HR training and development for the Central Office, Correctional Facilities, including Work Release Centers, Parole Offices, DOC's Training Academy and Prison Industries. The Division of Corrections currently employs approximately 2,500 employees throughout the state of West Virginia.

The HR staff provides the following quality services:

- (1) Continual recruitment of the best qualified candidates.
- (2) Retention of our valuable employees.
- (3) Establishes, administers and effectively communicates sound policies, rules and practices that ensure the Division's compliance with employment and labor laws.
- (4) Continues to develop an attitude of teamwork and quality in our day-to-day operations.
- (5) Positive inspiration and encouragement for a high level of employee morale through recognition, effective communication and team work philosophy.
- (6) Continuous improvement and education of DOC policies and procedures.

One of the HR Department's goals includes the implementation of DOC's recruitment program to include proactive recruiting, outreach programs and recruitment training. The HR Department continues working with the WV National Guard on a pilot recruitment project in order to better recruit active National Guard members with related experience. The HR Department continues to be actively involved with the WV Division of Personnel's Hay Group Project and the OASIS project. The Division of Corrections along with the Division of Personnel developed the first recruitment video for Correctional Officers that will be used throughout the state to recruit staff. There is an ongoing hiring process of Correctional Counselors and Parole Office to provide Parole services for Community Corrections as well as Jail programming.

General Counsel: *Stacy Nowicki-Eldridge*



The Department of General Counsel and Legal Services of the WV DOC provides a wide array of legal services throughout the Agency. These services include, but are not limited to, providing counsel, advice, and support to the Commissioner and to the Division; litigating non-damages civil actions in state and federal court, employee grievances in front of the West Virginia Public Employee Grievance Board, claims in the Court of Claims, E.E.O. and human rights claims, unemployment claims, and assisting outside counsel on civil actions involving monetary damages claims; preparing and reviewing contracts, agreements and other legal documents; providing analysis and review of inmate grievances and prison disciplinary appeals; assisting in drafting policy; training in legal issues; responding to legal inquiries made by officials, inmates and the general public; and assisting on many important projects within the Agency.

In the past fiscal year, Department of General Counsel and Legal Services received 32 new non-damages civil actions, 68 new civil actions claiming monetary damage, 20 new court of claims cases, 5 EEO Complaints, 1 HRC Complaint, 29 Freedom of Information requests, 46 new employee grievances requiring our involvement, 79 notices of intent to file a civil action and 962 responses to inmate grievances, prison disciplinary appeals and letters. The Department of General Counsel and Legal Services has also been instrumental in the implementation of Senate Bill 371, continued implementation of the Prison Rape Elimination Act, the Mock Prison Riot, and the review and revision of a number of important agreements with other state agencies and entities.

The Department of General Counsel and Legal Services consists of two complementary sections. Stacy Nowicki-Eldridge is the agency's General Counsel. Also in the Office of General Counsel are Leslie Marion, Secretary II, and Chase Armstrong, Inmate Grievance and Disciplinary Appeals Coordinator. Asst. Attorney General John Boothroyd is the agency's head of Legal Services. Shelly Gardner is Assistant Attorney General and Diane Coleman is the legal secretary.

WVDOC Directors

Medical Services: *Debbie Hissom*



The Comprehensive Health Care Services section of the WVDOC has now been in operation for almost 7 years. This section serves as the Division of Corrections' liaison with the health care vendors. The contracted vendors provide comprehensive medical services to the inmates housed in our facilities. This includes medical, dental, optometry, pharmaceutical, and mental health care. Medical Services participates in assessment, planning, implementation, and evaluation of policy and practice throughout the system. Participation in various Correctional Healthcare Conferences, such as NCCHC and ACA, helps to keep the WVDOC informed of new or changing practices throughout the country. Several surrounding states have implemented Vivitrol Programs in their agencies in an attempt to decrease substance abuse, and West Virginia has been working with various entities to create a program of our own.

Inmates have access to medical care through Sick Call, Chronic Care Clinics, and Infirmary Services. Infirmaries are available on-site at three DOC facilities: Mt. Olive Correctional Complex, St. Mary's Correctional Center, and Lakin Correctional Center. Mt. Olive also houses a Mental Health Unit for male inmates, while Lakin contains a Behavioral Health Unit for female inmates. Any care that cannot be provided

on-site will be referred to the appropriate provider or acute care facility. Lastly, WVDOC has been working with DHHR to implement the Affordable Care Act in our prison system. Recent Medicaid expansion has enabled many inmates to become eligible for this coverage. WVDOC currently has over 200 inmates enrolled in Medicaid. We have recently started the process of enrolling inmates pre-release. This will enable them to have immediate access to necessary healthcare and medications once they are discharged from our custody. As our inmate population grows and changes, the needs of each facility changes also. The Medical Service Dept. is constantly evaluating our health care systems and looking for ways to improve. The goal, as always, is to provide the best care possible to all inmates in our custody.

Parole Services: *Robert Arnold*



FY 2015 has been a productive year for Parole Services. Senate Bill 371 and collaboration with CSG, JRI, and CJCS has brought numerous and significant changes. These changes have been a challenge at times, but preliminary results appear that we have been reducing recidivism. Intermediate Sanctions were one of the many major changes that took place that have allowed officers more choices in ways to help change offender behavior in lieu of revocation proceedings or parole board action.

Officers worked diligently in being creative and "thinking outside the box" to develop as many viable sanctions as possible to fit the needs seen. Along with the intermediate sanctions, one major accomplishment by Parole Services, assisted by CSG and others, was the development of the Parole Response Matrix. This tool enables officers to see clearly the offenders' criminogenic needs, risk level, level of violation and mitigating/aggravating factors. This eliminated the "guess work" of responding to violations without taking away the needed amount of discretion.

Community Service is always on the forefront of our officers' minds as it aids in changing behavior while offering alternatives to incarceration. It also helps communities achieve goals. In the previous 12 months, offenders statewide performed 23,385 hours of community service from all sorts of non-profit and governmental agencies. This is considered a major win/win for all citizens in WV.

Training of staff obviously cannot be stressed enough. This was seen as a need for Parole Services to have Parole specific training at the WV Corrections Academy. Parole Services developed a committee to provide solutions to this issue and in just a few months, we have the first Parole Officers academy scheduled to take place in February of 2016. The goal of having parole officers complete this training will undoubtedly be achieved and it will be attributed to the hard work and dedication of many in the corrections profession.

WVDOC Directors

Offender Programs: Jennifer Ballard



Batterers Intervention Prevention Programs (BIPPS) are psychoeducational classes consisting of 4-16 participants and one to two class facilitators. Classes offer education about identifying hurtful patterns of behavior, alternatives to such behavior, working toward repairs and amends in addition to discussing past and current patterns of behavior and giving and receiving feedback throughout the process. Each BIPP is licensed and monitored by the Family Protection Services Board (FPSB). Each program varies in its policies and procedures, but is bound to regulations noted in Legislative Rule Title 191, Series 3. Approximately 714 BIPPS groups were facilitated across WVDOC facilities. Of all the WV licensed BIPP programs, WVDOC continues to offer the most groups and serve the most participants. The WVDOC program continues to be the standard that the FPSB holds up as a standard to follow and has deemed the DOC BIPPS training to be outstanding and now used to provide training for new facilitators across the state not just for DOC staff. There were 23 new WVDOC staff trained to be BIPPS facilitators and 16 were re-certified to continue teaching BIPPS. Program Reviews for the FY – 29 programs were peer reviewed. This year much of the focus was on the program called Thinking for a Change (T4C) and on new facilitators that had not yet been reviewed. Thinking for a Change is an integrated, cognitive behavioral

change program for offenders that includes cognitive restructuring, social skills development, and development of problem solving skills. While there is always room for improvement, most groups were found to be following the Program standards and most facilitators received glowing reviews and showed excellent group facilitation skills.

The Director of Programs has led efforts to provide WVDOC programming to offenders sentenced to our custody housed in the Regional Jails. Senate Bills 371 & 457 mandated the WVDOC to prepare WVDOC inmates housed in the Regional Jails to see the Parole Board. Even though staff turnover has been an issue, WVDOC counselors provide both Cognitive Behavioral Interventions for Substance Abuse and Thinking for a Change to WV Division of Corrections offenders housed in the Regional Jails. Having these programs available in the jails better prepares the offenders who see the Parole Board while housed in the jail.

Records and Interstate Compact: Diann Skiles



The West Virginia Adult Interstate Compact Office oversees the day-to-day oversight for the transferring and supervision of adult offenders currently incarcerated within the WVDOC, as well as offenders sentenced to a probation term set forth by the Supreme Court System for those offenders wishing to reside in another state and vice versa. This office also monitors compliance with the rules governing interstate movement of offenders and initiates interventions to address and correct non-compliance with the use of a web-based system known as the Interstate Compact Offender Tracking System (ICOTS). Additionally, the Interstate Compact Office is responsible for the transporting of untried offenders to the State of West Virginia through the Interstate Agreement for Detainers (IAD) and the returning of escapees, parole violators, and newly sentenced offenders under the Uniform Extradition Act. The Records Department inputs sentencing information from court orders received from all 55 counties throughout the State of West Virginia for all offenders remanded to the custody of the WVDOC into the Inmate Management Information System (IMIS). Additionally, this office is responsible for the calculating of an offender's initial timesheet based upon those court orders to ensure the offender serves the appropriate amount of time in regards to the sentencing judgment and possible good time earned. The Records Department establishes and maintains hard copy files for all WVDOC offenders to include those incarcerated in the Regional Jails, WVDOC

Contracted Institutions, offenders in Federal custody, offenders serving a West Virginia sentence concurrent to a term of incarceration in a different state, and WVDOC parolees.

The Records Department is also responsible for operation of the National Crime Information Center (NCIC) terminal for the West Virginia Division of Corrections. This is accomplished by ensuring the entry of active warrants for parole absconders, inmates inadvertently released prior to their discharge dates, background investigations for WVDOC offenders, and background investigations of prospective employees through the National Crime Information Center (NCIC) Terminal. Staff from the Office of Records and Interstate Compact include:

Compact Administrator for the Adult Interstate Compact & Central Records Supervisor, Diann Skiles; Tanya Burdette, Records Manager; Amy Kirk, Deputy Interstate Compact Administrator; David Greer, Corrections Program Specialist; Patricia Watson, Corrections Program Specialist; Carrie Childress, Corrections Program Specialist; Jordan Frederick, Interstate Compact Assistant; Erika Dunlap, Interstate Compact Assistant; Pam Wiley, Records Assistant/NCIC Lead Terminal Operator; Laura Rader, Records Assistant; Amanda Harper, Records Assistant; Shonda Hope Goff, Records Assistant; and Taylor Edwards, Records OA II.

WVDOC Directors

Research and Technology: Debbie Richmond



The Office of Research and Planning merged with the Office of Information Technology in October 2011. The Research and Planning Section is tasked with collecting and analyzing inmate and correctional information and producing various reports (such as this Annual Report) and other projects. This office routinely compiles and archives population statistics, commitment vs. release statistics, inmate and parolee demographic information, crime statistics, and more. Much of this information is detailed starting on page 44 of this report.

This office is also involved in numerous special projects such as information requests for Legislators, Inmate Population Forecasting, and specialized research publications. A large focus for the unit in FY 2015 was the development and implementation of the WV Justice Reinvestment Act (SB371) designed to reduce prison overcrowding.

The Technology section has been busy with planning, development, implementation and training for the new the OIS (Offender Information System). This new computer system will replace the current Inmate Management Information (IMIS) system and will make it possible to share data more effectively between WV Division of Corrections, WV Regional Jail and Correctional Facility Authority, and WV Juvenile Services.

Staff of the Office of Research and Technology include: Director Debbie Richmond, Research Analyst Rebecca Hildebrand, Information Systems Consultant Dave Roberts, Programmer Analyst Kevin Casto, Administrative Assistant Tanya Bradshaw and Office Assistant Rema Jordan.

Safety and Loss: Anthony Carrico



The Safety & Loss section continued to work on reducing the Division of Corrections Worker's Compensation Experience Modification rating (E-MOD) for the fourth consecutive year. This past fiscal year, the agency's E-MOD rating reduced from 1.24 to 0.93 reflecting the program's success in reducing accidents and Worker's Compensation claims and thereby reducing the annual premium paid out to the insurance carrier. The success of this program is attributed almost entirely to the hard and diligent work by the men and women charged with safety and loss reduction at the individual facilities! Great job folks!

FY 2015 also saw the retirement of Chuck Mankins as Safety Director in October of 2014 and the hiring of Anthony Carrico as his replacement in January of 2015. Mr. Mankins had almost 13 years with the Division of Corrections and was instrumental in bringing the DOC onboard with the Shared Services Team. This group, consisting of safety managers from the Regional Jail Authority, Juvenile Services, and the Division of Corrections met quarterly along with risk managers from the worker's compensation carrier, Zurich, to discuss and formulate common strategies and plans to address job related injuries and overall safety within the three agencies. On behalf of the Commissioner, we would like to thank Chuck for his contributions to the Safety & Loss Section and to congratulate him on his retirement and best wishes in his future endeavors.

The Division's Safety Committee met quarterly over the past fiscal year to review inspection principles, safety strategies, and overall consistency and uniformity within the Division's various facilities. In addition, the section assisted the Senior Director for Compliance and the Director of Construction and Engineering with on-going construction projects, American Correctional Association (ACA) audits, and agency policy directives. The Safety & Loss Section provided for or assisted with the following for fiscal year 2015:

- Provided several in-house training sessions with the various facilities
- On-site inspections and evaluations to determine compliance with and solutions to code related issues
- Provided technical assistance to the facility safety officers and administrations
- Provided advanced training on fire, health and other safety code related matters to the facility Safety Officers and Associate Wardens of Operations.

WVDOC Directors

Security: Steven Caudill



The Security Department of the WVDOC provides agency level oversight and coordination of the DOC Hearing Officer Section, Special Operations, Liaison with McDowell County Corrections and activities and training conducted at the Moundsville Center (old Penitentiary) such as the Mock Prison Riot held each Spring. During FY2015 the Security Department assisted in coordinating and completing security enhancements at several facilities.

Correctional Hearing Officer Section: Includes ten Correctional Hearing Officers and a Chief Hearing Officer who exercises responsibility and authority to adjudicate internal disciplinary hearings for inmates charged with violating DOC rules. During FY15, this section adjudicated 10,484 cases.

McDowell County Liaison: The WVDOC houses up to 442 inmates in Welch under a contract with the McDowell County Commission. The DOC's Liaison Officer provides a mechanism to conduct on-site inspections and serve as a technical resource to the Warden employed by the county.

Special Operations Section: Consists of three components; (1) CERT: the Corrections Emergency Response Team is the Division's special weapons and tactics unit and includes the Marksman/Observer Unit and Breecher Unit. (2) K9 Unit: includes three primary areas of specialization—Controlled Dangerous Substance (CDS), Patrol and Tracking. (3) CNT: the Crisis Negotiation Team is trained to conduct crisis negotiations ranging from a single agitated inmate to hostage negotiations involving multiple hostage takers and hostages. During FY15, Special Operations assisted numerous facilities with conducting contraband searches, and assisted law enforcement agencies with special events to include Bridge Day and WVU football games, as well as conducting CDS K9 scans at numerous schools and providing patrol dog assistance when requested.

Key Personnel include:

John Drake, Chief Hearing Officer	Major Ronnie Williams, Chief of Special Operations
Capt. Russ Matheny, CERT Commander	Capt. Kevin Vandevander, K-9 Commander
Steve Buzzard, McDowell County Liaison	Lt. Joseph Haddix, K-9 Instructor/Inspector
Capt. Steve Caudill, CNT Commander	Cpl. Leonard Barnett, Chief Marksman/Observer
Lt. Brian Moler, K-9 Operations	Sgt. Ryan Hill, Chief Breecher
Sgt. Bobby Berry, Chief Tactical Instructor	Sgt. Mike Buzzard, Training Coordinator

Paul Simmons was Director of Security until August 2015, when he was selected Assistant Commissioner and Steven Caudill was appointed Director of Security for the Division of Corrections in October, 2015.



Pictured above are members from the Special Operations Team from District One.

WVDOC Construction Projects

Engineering & Construction: Philip Farley II



The WVDOC Director of Engineer and Construction is responsible for overseeing Corrections physical improvements in the facilities throughout the state. The physical improvements include but are not limited to existing building renovations, new buildings, major maintenance, and equipment replacement. Due to the aging infrastructure and the growing inmate population, various projects have been undertaken and completed this fiscal year under his supervision.

At Huttonsville Correctional Center (HCC), the front parking lot area was paved and an additional parking lot area was constructed. Please see below picture of the project.



At Charleston Correctional Center (CCC), renovations and construction of the building were completed and the opening of the new location occurred in April 2015. At the previous location, the facility was formerly known as Charleston Work Release Center (CWRC). In the new building, the DOC was able to double the number of inmates. Please see below picture of the project.



At Lakin Correctional Center (LCC), the expression of interest (EOI) design for the new lightning protection, grounding, and bonding project was completed.

At Salem Correctional Center (SCC), there were four (4) condensing units and air handler coils replaced in Building 'A' and in the Jones Building. Please see below pictures of the project.



At Denmar Correctional Center (DCC), a new 300,000 gallon water storage tank was constructed and completed. The new water storage tank replaced two existing water storage tanks. The two existing water storage tanks were destroyed. It is believed that the first water storage tank was constructed in 1953 and would hold an estimated 149,407 gallons. The second water storage tank was constructed in 1972 and would hold an estimated 126,895 gallons. The water is pumped from the Greenbrier River to the water storage tank from a water pumping and treatment plant/building. The two main water pumps were also replaced. Please see below picture of the project.

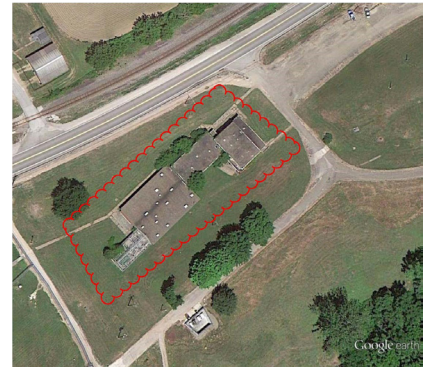


Construction Projects

There was a new hot water heater storage tank installed in the Johnston School Building. Please see below picture of the project.



At the Saint Marys Correctional Center (SMCC), the old Administrative Building was demolished. Please see below pictures of the project.



Also, at SCC, there was a new perimeter security fencing installed in a portion of the facility. Please see below pictures of the project.




The expression of interest (EOI) design for infrastructure improvement projects was completed. The infrastructure improvements project was classified into four different projects and they include underground work, backflow preventer devices work, security fencing and razor wire work, and exterior lighting work. The underground work included replacing all the existing underground sewer lines installing a new manhole with a muffin monster grinder, installation of two 2,000 gallon grease trap interceptors for the kitchen, relocating a fire hydrant, installing new underground storm water lines and inlets, separating the sewer lines from the storm water lines at unit #83, replacing all the existing underground natural gas lines and fixing the foundation issue at unit #80. The backflow preventer devices included installing a backflow preventer device on the facilities main water line, and installing backflow preventer devices in select units. The security fencing and razor wire work included installing security fencing and razor wire between and on top of select units. The exterior lighting work included removing one existing pole light fixture and installed a new high mast light fixture within the same location and installing two new high mast light fixtures.

WVDOC Employees of the Year



The WVDOC Employee of the Year Ceremony was held on May 15, 2015 at the WV Corrections Academy in Glenville, WV. Debra Fincham, from Huttonsville Correctional Center was selected as the agency-wide Employee of the Year. Congratulations to Debra and to all award recipients throughout the division, and thank you for your dedicated service.

Huttonsville Correctional Center--Debra Fincham



Academy-Amy Elliott



ACC-Janet Nelson




BCC-Richard Hicks




CO-Terri VanFossen




CERT-Sgt. Patrick Hooper



CNT-Lt. Joseph Riffle



CWRC-William Prue



DCC-James Bostic




Hearing Officer-Cheryl Gerlach




Parole: John Tackett



HWRC-Donna Trimboli



Investigator-Curtis Dixon




CI-Karen Stewart




K-9-Andrew Nething




LCC-Jessica Lloyd



MCC-Sarah Swearingen



MOCC-David Miller



NCC-David Young



OCCC-Timothy Sole




PBCC-Diane Shingler



PCC-William Shahan



SCC-Jame Cain



SMCC-Eric Harron

WVDOC Employees on the Job





Mike Martin, Warden

Anthony Correctional Center (ACC) is a 220-bed minimum security facility located in Greenbrier County. It was established in 1970, and took on its specialized mission as an alternative sentencing option for young adult offenders in 1980. Currently, ACC houses 18-25 year old men and women. Each offender is sentenced to the facility with a suspended original sentence for their felony conviction. The offenders serve between six and twenty four months and are required to complete an intensive and comprehensive program plan that addresses their individual needs. As of July 1, 2014, Anthony Correctional Center houses 12 Adult Male Inmates who provide a consistent workforce in our Laundry, Kitchen and Night Crew. This has been positive for staff and the other young adult offenders.

Over the last year, Anthony Correctional Center has had the below listed accomplishments:

- Michael K. Martin was appointed as ACC's new Warden in January 2015.
- Amanda Cales, teacher in ACC's Education Department, was honored with the Award of "Correctional Education Association Region II Teacher of the Year".

- Extra Work Crews have been helping out the towns of Lewisburg, White Sulphur Springs, Rainelle and the Greenbrier 911 Center. Our Forestry crew has been helping with the Parks.
- A new phase system was developed and implemented that addresses programming along with appropriate clearance for young adult offenders.
- Maintenance Supervisor I Brian Barnett received his 20 year service certificate.
- Telford Scott, Aramark Manager for ACC, and his staff received 97% on the kitchen audit.
- Repaired Air Conditioning Chiller/Installed Air Conditioning in Medical's Pharmacy and in Control.
- Repaired/installed items in the Kitchen, such as the range hood, a new stand mixer was installed, two new warmers, two new coolers, one new steam kettle, and one new microwave.
- Repaired recirculation pump, water boys and insulated the water tank.
- Remodeled Dorm VII.
- Safety Department remodeled and updated tool room.
- Intake installed a new clothing labeler/Laundry had installed back flow preventers.
- Replaced lift station pump and exterior fence lighting was installed.
- Removed/cleaned/installed air handlers for A Building.
- Modified a snow blade for the tractor and completed installation of Constantine wire.
- Installed a new sidewalk to the Designated Smoking Area.
- Re-roofed the gas house and the potato shed.
- Moved a carport from the Warden's residence and turned it into an enclosed storage area.
- Remodeled the Warden's bathroom and the kitchen.



Beckley Correctional Center



William Vest, Warden

The Beckley Work Release Center was established in 1974, but was reorganized in 1997 and renamed Beckley Correctional Center (BCC). The Center expanded into the Jackie Withrow Hospital in March of 2011. BCC is a minimum security community corrections facility with a Residential Substance Abuse Treatment Unit, (RSAT) located on the grounds of Jackie Withrow Hospital. BCC has a current capacity of 137 inmates; 70 males and 8 females in the Work Release Component and 59 male inmates in the Residential Substance Abuse Treatment Unit/RSAT.

All inmates must participate in treatment and programming. Programs available at BCC are: Crime Victim Awareness, Substance Abuse Treatment, Thinking for a Change, Batterers' Intervention, Domestic Violence, RSAT, and RSAT Aftercare Program.

The RSAT Unit is on a recommended basis and is a very structured program. It works with offenders to make the right choices in their life and provides them the tools to address their addiction.

Upon completion of community services and release from facility employment, inmates that are work release status obtain employment within the community in a variety of fields, such as Department of Highways, construction, service industry, and retail sales. Inmates out in the community are monitored by BCC Staff through random telephone calls, employment evaluations, visual employment checks, furlough visits, and random drug/alcohol testing.

Beckley Correctional Center participates in the "Harvest Now Program" which provides fresh vegetables to the Mountaineer Food Bank providing food to less fortunate families in the state. It is a way for the inmates to learn how to plant and maintain a garden and give back to the community.



Charleston Correctional Center



The Charleston Work Release Center had been in operations since 1972 and was in a terrible state of disrepair. On April 30, 2015, an official opening ceremony was held for the Charleston Correctional Center and residents began moving into the new, state of the art facility on May 1, 2015. Meetings were held with the local community to ease their concerns with the move into the neighborhood and the main road through that community is now a part of the “Adopt a Highway” Program.

The new facility has a larger physical plant and a dual mission. The facility operates a 96 bed co-educational work release unit and a 32 bed female Residential Substance Abuse Unit (RSAT). Residents assigned to the facility’s work release unit are employed at jobs throughout the community. Their wages are used to pay rent to the facility which helps defray their incarceration costs, pay state, local and federal taxes, and also pay any court costs, restitution, or back child support they may owe. They also save their money for their eventual release back into the community to cover housing costs, transportation costs, and any other issues that could hinder their return to the community.

Jeff Stinnett, Warden

Residents assigned to the work release unit must be within eighteen months of release or parole eligibility, low risk, and be fit for employment. They are also required to perform minimum of 80 hours of service in the local community. They have assisted in trash pickup, brush removal, assisted in homeless shelters, served food to the poor, and also assisted in major natural disasters.

Residents in the RSAT Unit are subject to the same eligibility criteria with the exception that they are within twenty-four months of release but are not permitted to leave the facility. Their primary function is to attend classes and receive training to address their substance abuse issues. They also take parenting, financial management, and job interviewing skills classes. Once they have completed their substance abuse classes and are within eighteen months of release, they are assessed for the work release unit. The goal of the facility is to prepare the residents for their eventual release back into the community with the necessary tools to leave a productive, law-abiding life and become productive members of society.



*Above: Former Charleston Work Release Center
On Right: New Charleston Correctional Center*

Denmar Correctional Center



Mark Williamson, Warden

The Denmar Correctional Center is located in the hills of Pocahontas County. The facility was opened in 1919 and used through 1957 as a tuberculosis center for African Americans. In 1957 the tuberculosis center was transformed into a hospital for the chronically ill. In February 1993, the Pocahontas County Commission conveyed the deed for the former Denmar Hospital to the West Virginia Division of Corrections for conversion to a state Correctional Facility.

The medium security prison currently houses 232 adult males and employs approximately 89 persons. Inmates are housed in two and four-man rooms. DCC incorporates the Unit Management concept, providing a balance between punishment and rehabilitation for inmates housed at the facility.

Various programs are offered to include: RSAT (Residential Substance Abuse Treatment), AA/NA, SOP, BIPPS, CBI/SA, Crime Victim's Awareness, and Thinking for a Change, group and individual counseling, as well as other programs designed to address social skills deficits, impulse control, establish a sober, legitimate lifestyle, and facilitate an effective return to society. Denmar also offers V.O.C.A.L. (Violent Offenders Counseling and Learning) program designed to target youths in the community. Staff and offenders make presentations to school youth, church groups, etc. on the effects of drugs and alcohol.

Through the West Virginia Department of Education, inmates are provided the opportunity to learn computer skills, attend transition classes such as 99 Days, GED course work, and vocational training in the form of Industrial Electrical, and Facilities Maintenance.

Recreation is also offered and includes softball and basketball teams along with other activities available with the equipment in our recreation facility. Contracted medical services are available 24 hours a day. The Medical Department was accredited by the National Commission of Correctional Health Care in 1999 and remains accredited today.

Denmar Correctional Industries Department currently employs 45 inmates and worked a total of 76,036 inmate hours in the past year. We currently provide inmate uniforms for the Division of Corrections, Regional Jails and select Juvenile Detention Centers. Items produced at our plant include boxer shorts, t-shirts, khaki zippered pants, collared shirts, and scrub type uniforms in khaki and orange.

Some of the major accomplishments of this past year include:

- Dumpster Pad was formed and poured.
- Added additional razor wire on the Perimeter Fence.
- Water tank upgrades.
- Added additional outside lights on Recreation Building.
- Denmar is participating in the "Harvest Now" food bank project, with a donation of approximately 2,985 pounds of food, and an additional 3,000 pounds of produce that has been used in the facility kitchen.
- DOH community Service hours: 21,812.



Huntington Work Release Center



The work release concept is an effective correctional method that has proven beneficial for the inmates as well as the public. In this setting, public safety is established in a uniquely positive way by assisting our residents in a proactive manner throughout the transition process. Of course, our primary purpose is providing public safety. However, since its inception in October 1984, Huntington Work Release Center (HWRC) which is a minimum security facility containing five dormitories housing 54 male and 12 female offenders, has evolved into an institution that not only provides public safety, but assists inmates in their rehabilitative efforts, as well as serving the community. Therefore, HWRC serves as a bridge for offenders who are transitioning from a life in prison to a life in the community.

Giving back to the community is a foundational component to community corrections. During the last few years, we have provided several thousand community service hours to various local non-profit organizations. This year was no exception as we provided over 10,500 hours. Another important element in making a successful transition is employment. We provide inmates a better opportunity for rehabilitation by assisting them to secure employment in the local job market and gradually readjusting them with their families, friends and the community prior to their actual release on parole or discharge.

Renae Stubblefield, Administrator

Inmates are encouraged to take advantage of work programs, attend educational and/or vocational training, and participate in treatment programs available to them to increase their chance for re-entry success. The Program staff provides them with these tools to live successfully in the community as well as within the facility. This year, we've extended our programming services to DOC inmates in the regional jail system. The Security staff maintains safety, sanitation and order within the institution and assists the inmates with accountability, another necessary component of program success.

Completion of the work release program has proven to reduce some of the anxieties and frustrations which are often associated with immediate release back into society. We help offenders learn to become responsible for themselves and less of a burden to West Virginia taxpayers. Work release residents are required to pay rent, medical expenses, child support, restitution, fines, drug & alcohol testing costs and any other bills incurred which offsets the cost of facility operations.

This fiscal year:

- Inmate account deposits totaled \$449,306.54.
- Child support, restitution and fine payments totaled \$41,953.41.
- Rent collection totaled \$56,012.20.



Huttonsville Correctional Center/ Huttonsville Work Camp



Marvin Plumley, Warden

Huttonsville Correctional Center (HCC) is the oldest facility in the state and has been in continuous operation since it opened in 1939. The institution houses 1,138 Inmates and employs 392 staff. Inmate Classification levels range from Level I (Minimum Custody) to Level V (Maximum Custody). In addition to general population and segregated housing units, Huttonsville Correctional Center also operates a 60 bed Intake Unit and an 80 bed residential substance abuse treatment unit also known as the “Therapeutic Community”.

On April 1, 2012, the Huttonsville Work Camp (HWC) was opened. The Work Camp offers a place of transition for the inmate population as they prepare to re-enter society. HWC houses 48 non-violent inmates who are deemed low risk. Inmates at the Work Camp work outside the confines of the prison, working a variety of jobs in the local area which include Division of Highways, WV Farm Commission, grounds maintenance, and a multitude of Special Projects in the community. During FY2015, inmates at HWC performed 49,855.50 community service hours.

HWC inmates participate in the Harvest Now Project, which is a grow-to-donate food program. Inmate’s plant and care for a half acre garden. During the past harvest season they produced approximately 16,325 pounds of fresh vegetables which was donated to the Mountaineer Food Bank in Gassaway, WV for distribution to families in our state that struggle with hunger. Inmates also donated pumpkins to the pre-school class at George Ward Elementary in Mill Creek, WV.

Updates and renovations completed during the past year include paving of our staff parking lot, the installation of 180 “bean holes” in segregated housing units, and the installation of a security screen in the secure property storage rooms. On April 10, 2015, Huttonsville Correctional Center’s Water Plant shut down and became a purchaser from the Huttonsville Public Service District.

With the completion of ESCO Phase III and JCI projects, Huttonsville Correctional Center has seen a total energy savings of \$1,021,189 during this fiscal year as compared to fiscal year 2011.



Lakin Correctional Center



Lori Nohe, Warden

Lakin Correctional Center (LCC) is located six miles north of Point Pleasant on WV Route 62. It is a maximum security correctional facility which houses custody levels ranging from minimum to maximum and is the only all-female prison in the state. LCC has a current capacity of 543 inmates.

The Department of Education provides many educational and vocational programs for the inmate population such as ABE/GED, Life skills, Business Education, Culinary Arts and Cosmetology. Correctional Industries operates a textile factory on the premises.

Keeping Infant Development Successful (KIDS) Unit opened and was designed and developed, with the assistance of Early Head Start. This program allows eligible incarcerated mothers, and their infant children born to them while in the custody of the West Virginia Division of Corrections, to reside in a specifically designated portion of the facility with their child in a safe, secure and nurturing environment.

LCC entered into a partnership with Paws-4-People/Paws-4-Vets which established a training program for service dogs to include both juvenile and adult recipients. These dogs are trained by LCC inmates for a range of disabilities to include Post-Traumatic Stress Disorder for our returning veterans.

Significant accomplishments for FY 2015 include:

- “Shop with Me the DOC” was held in December 2014 at the Mason, WV Walmart. The Crime Victim’s Committee raised over \$3,800.00 for this event where 20 staff members and 35 underprivileged children from Mason County, WV and Meigs County, Ohio participated in the event.
- The Crime Victim’s Awareness Committee raised \$27,221.43 this fiscal year. These funds were disbursed to non-profit organizations within Mason and the surrounding counties in WV.
- Inmates in our Paws-4-People Program trained fifty-nine new dogs as Assistant Dogs for the disabled, mentally challenged and individuals with Post Traumatic Stress Disorder.
- In April 2015 Inmate Volunteers were trained on Hospice Care and in May 2015, the LCC Hospice Program was implemented.
- Fingerprint Scan was received, installed and implemented during this fiscal year.
- The DOE Cosmetology Program was implemented at LCC on August 4, 2014 with sixteen inmates enrolled.
- The Yoga Program continues to be taught twice a week at LCC. In May 2015 Inmates participated in an educational video for the Laotong Yoga Prison Project.
- The Harvest Now Agricultural Program yielded a total of 16,886 pounds of fresh produce to be used by the facility and sent to local food banks.



Martinsburg Correctional Center



Scott Paugh, Warden

The Martinsburg Correctional Center, located approximately one mile east of Martinsburg in Berkeley County, completed another successful year of operation. The facility is a 120 bed intake center, meaning inmates are received from the various Regional Jails and, after interviews, testing, and reviews of their criminal and personal history, receive their initial DOC classification before moving on to other prisons throughout the state. During the period, 720 inmates were received and processed.

During the past year, the facility began preparing for its third ACA (American Correctional Association) accreditation audit, which is to be conducted in FY2016. The facility is currently accredited through January of 2016, and successful completion of the audit will extend the accreditation for three more years. MCC is also currently accredited by NCCCHC, the body which reviews medical departments for correctional facilities.

The facility began sending counselors to two area Regional Jails to conduct classes for DOC inmates which are housed in the jails pending transfer. These classes will help expedite the movement of inmates through the system, with the goal of successful re-entry.

This year, MCC began participation in the DOC Harvest Now program. As a result, inmates are caring for tomato plants, with the harvest to be used by the facility kitchen for inmate meals. Any excess tomatoes will be donated to local charities.

Also during the year, the facility acquired or upgraded various forms of equipment, to include an electronic key watch system, a Livescan digital inmate fingerprinting system, self contained breathing apparatus equipment to be used in case of emergency, and handheld radio equipment.

MCC staff has also committed to community service. During the annual Staff Appreciation Cookout in September, staff members contributed a considerable sum to the ALS Ice Bucket Challenge.



McDowell County Correctional Center



McDowell County Correctional Center (MCDO) operates two separate facilities, Stevens Correctional Center and the Welch facility. During the reporting period, MCDO consistently housed approximately 442 inmates providing round the clock security and supervision. MCDO currently employs approximately 175 individuals and has entered into negotiations with the West Virginia Division of Corrections to transfer our facility from a county-run to a state owned facility.

The McDowell County Association for Correctional Employee, referred to as M.A.C.E., enjoyed a wonderfully productive year. Employees enjoyed and participated in several projects and events including the Annual Veterans Day Parade where Former Governor and now U.S. Senator Joe Manchin served as Parade Marshal. MCDO Employee of the Year award went to Supervisor I, Annette Campbell, while an Honorable Mention was presented to Case Manager Adam Wallace. MCDO congratulates the twenty-four men and women who attended and graduated from the West Virginia Corrections Academy.

The facility continues to see improvements and expansions. As previously reported, demolition of the old nursing quarters has been completed; however, funding is needed for the re-construction phase of the project, which will allow closure of the Welch facility and relocate the employees and inmates to the Stevens facility.

Stevens continues to make improvements to the building with the installation of additional cameras providing better access to digital pictures and increased viewing capacity. Inmate pod showers were reinforced with fiberglass wall panels, and razor wire was extended and installed on exterior fences at both facilities. The Armory and Tool Rooms were renovated and painted with additional shelving and new key boards installed and secured to wall surfaces.

This facility continues to strive for excellence in the care and security of inmates as well as the safety of our community. Stevens was recognized and honored for their faithful dedication and support of the McDowell County Schools Law and Public Safety Program. A special award was presented to Warden Dennis Dingus and Unit Manager Bea Shelton for their involvement in the public schools of McDowell County and the State of West Virginia.

McDowell County Corrections participated in several inmate baptisms on two separate occasions, reaffirming their dedication to the rehabilitation and affirmation of inmates under our watch-care. With the help of community volunteers and under the direction of Chaplain Dan Pruitt, several in-depth faith based programs have also been initiated.

McDowell County Corrections continue to strive for excellence, operating under the guidelines provided through policies of the West Virginia Division of Corrections and the procedures presented in the McDowell County Operational Procedures.



Mount Olive Correctional Complex/Slayton Work Camp



David Ballard, Warden

Mt. Olive Correctional Complex (MOCC) was built as a replacement for the Civil War-era West Virginia Penitentiary at Moundsville, WV. It's located 7 miles east of Montgomery on Cannelton Hollow Road in Fayette County. It is a maximum security correctional facility and has a current capacity of 1030 inmates. MOCC operates as a small town, having its own post office and ZIP code, power plant, electrical substation, fuel depot, water supply, central warehouse, maintenance garage, hospital and medical clinic, gymnasium, chapel, library, classrooms, courtroom, food service, and laundry facilities. This, combined with the employees and inmate population, makes MOCC larger than many communities in West Virginia.

Opened in July 2007, the Slayton Work Camp is a 48-bed minimum-security unit situated on the grounds of the MOCC, operating as its own entity outside the secure perimeter and administered by MOCC. Inmates assigned to the Slayton Work Camp hold an appropriate security classification, are non-violent, and are deemed low-risk to the community. These inmates are provided, under Correctional Officer supervision, to the Division of Highways for various labor projects in Clay, Fayette, Kanawha, Nicholas, and Raleigh Counties. These inmates also provide labor and community service to various agencies/charitable organizations throughout the local area.

Operational Accomplishments for this past FY:

1. I-Con flush Valves were installed in a Pod and in a Quilliams Unit.
2. New Controllers were installed in a Sally Port.
3. Lines were replaced for the hot water heating system outside of the main dining room.

Programs Accomplishments:

MOCC Dog Program, which is sponsored by: Paws4people Foundation was initiated in September 2014. Eleven inmates were selected to participate after being interviewed and completing a series of weekly tests. Currently there are 3 groups with a various number of handlers per group (22 total handlers). The dogs are received from Fayette County Animal Shelter. During FY2015, twenty dogs were trained and adopted to their forever homes! In addition, two dogs from Afghanistan were adopted and a dog, which will be an Ambassador Dog, went to Paws4people for further training.

Mt. Olive Bible College, funded by Catalyst Ministries, and sponsored by Appalachian Bible College, officially began in September 2014. This program is open to inmates of all faiths. MOCC currently has thirty inmates participating in this four year program, with four classes each semester. The goal is to permanently improve the culture in the West Virginia Prison System. This new West Virginia Prison Bible College is unique to all but two, prisons in America (MOCC modeled our Bible College after that of the Louisiana State Penitentiary's at Angola, LA and The Darrington Seminary in Texas). The men of the Bible College at Mt. Olive will change the West Virginia prison system, in terms of inmates' attitude toward life, living and ultimately reduce inmate-on-inmate violence. After graduating, some of the inmates will be selected to go to other prisons within West Virginia to share what they have learned with other inmates.

In addition to our partnership with Catalyst Ministries Bible College, MOCC also participates in their Malachi Dads program. The Malachi Dad program is designed to bring higher levels of safety and forgiveness, and help inmate fathers reconcile with their children, with the goal of keeping their children from following in their footsteps and ending up in prison. This program primarily uses Bible passages to help improve the inmate's parenting skills. In November 2014, MOCC held a Graduation Ceremony with twelve inmates graduating from Malachi Dads. MOCC is proud of their partnership with Catalyst Ministries and look forward to another year of worship and education for our inmates. Thanks to Mr. Calvin A. Sutphin II, for providing MOCC with an opportunity to partner with him and his ministry.

In October 2014, the Giving Back with HeART, auction was held at The Cultural Center in Charleston, West Virginia. As a result of this auction, a scholarship fund for children of incarcerated parents and for youth in foster care was created by Mission WV. MOCC inmates created and donated more than 100 amazing art pieces and woodworking items that were auctioned off. More than \$8,500.00 was raised and as a result seven children were awarded scholarships of \$2,000.00 each.



Northern Correctional Center



The Northern Correctional Center (NCC) is located on a 24.3 acre site in the Northern Panhandle of West Virginia (Marshall County) within the city limits of Moundsville, West Virginia. The Northern Correctional Center and Northern Regional Jail are housed in the combined Northern Regional Jail and Correctional Facility in Moundsville. NCC employs approximately 125 people. The facility is the only one of its combined nature in West Virginia and celebrated its 20th year in 2014. The economic impact to the surrounding communities of the facility is estimated to be approximately six million dollars through employee payroll and operational expenses.

The Northern Correctional Center is a Level V (Maximum Security) Correctional Facility within the West Virginia Division of Corrections and is designated as a Special Management Facility for male, Division of Corrections, inmates who can be reintegrated into the general population. NCC has a current capacity of 253 inmates. In addition, NCC staff processes the state's entire male diagnostic inmate population through testing and coordinated evaluating / diagnosing those assigned under a Circuit Court Order.

Karen Pszczolkowski, Warden

In July 2014, Northern Correctional Center (NCC) and Northern Regional Jail (NRJ) did enter into a new and updated interagency agreement through a Memorandum of Understanding (MOU). This latest MOU outlined and distributed specific areas and services used and provided by NCC and NRJ, establishing reimbursement measures for things such as maintenance, grounds, custodial services, vendors, supplies, inmate labor, insurance, equipment, utilities and fees.

In FY 2015, the facilities food contract (Aramark) and medical contracts (Wexford) transitioned from the Regional Jail Authority to the Division of Corrections.

In June 2015, the facility was able to obtain and place on grounds two storage buildings purposed for the storage of inmate documents and Operations/State Shop supplies. This was a much needed and a welcome relief for both of the facility's Programs and Operations areas.

Northern Correctional Center (NCC) is actively involved in the community. The Victim's Services Committee participated in three events that raised \$636.38. In addition, the Facility Character Profile (FCP) team collected new and gently used children's clothing for our local Young Women's Christian Association (YWCA) and placed ribbons and bows throughout the front grounds and administrative areas for Law Enforcement Awareness in March, Child Abuse Awareness in April, Autism Awareness in May and Lupus Awareness in June.



Ohio County Correctional Center



William Yurcina, Administrator

The Ohio County Correctional Center (OCCC) is located in Wheeling, WV. It currently operates as a minimum security institution for 67 adult male offenders. The center's primary function is to focus on the rehabilitation of male parole violators and those inmates transferred from the state work release centers. Ohio County Correctional Center opened in 1998 for the purpose of housing and supervising female adult offenders. The facility continued with this mission until the opening of the Lakin Correctional Center for Women in 2003, at which time it became an all male adult facility.

The mission of Ohio County Correctional Center is to provide a safe, secure and humane correctional system for the public, staff and offenders. Its specific mission is to prepare the offenders for placement on community service crews which work outside the facility and / or employment programs within the facility.

During the FY 2015 Ohio County Correctional Center residents gave back to the community by performing over 15,000 community service hours to the local community. The facility sent supervised inmate crews to help with the Wheeling Stern Wheel Festival, the Italian Festival, Fort Henry Days as well as cleaning local roads and highways. They also helped to maintain lawns for local schools and churches.

COII, Timothy Sole (pictured below, left) was selected as Ohio County Correctional Center's Employee of the Year for 2014. Timothy performed the duties of senior CSC supervisor, facility fleet manager and transportation officer, in an outstanding manner. Additionally, as Lead Correctional Officer, he demonstrated his ability to mentor, train, and coordinate duties for newly hired correctional staff with regards to facility security and operational duties. Congratulations COII Sole and keep up the great work!



Parkersburg Correctional Center



Anne Thomas, Warden

Parkersburg Correctional Center (PBCC) was formerly the Holiday Inn that closed in August 2007. PBCC officially opened on August 6, 2012, and received the first 30 inmates on August 29, 2012. PBCC is a minimum-security facility which currently houses 130 male offenders who are carefully screened through a risk assessment classification method for participation in the work release program. Inmates assigned to the facility are minimum or community classification status and must be within eighteen months of parole eligibility or discharge to be eligible for Work Release assignment and within twenty four months of parole eligibility or discharge to enroll in the Residential Substance Abuse Treatment Unit (RSAT).

The RSAT Unit operates under the therapeutic community model of treatment, wherein offenders are exposed to values and principles consistent with those found in the larger society rather than within the prison subculture. At the same time they are placed in intensive treatment programs to overcome their addictions. PBCC also provides RSAT Aftercare for offenders completing the Therapeutic Community. The RSAT Aftercare is designed to provide a safe transition for the offender from work release to the community, with peer support and follow-up addiction services as they gradually transition back into society.

Inmates are encouraged to further their education by attending General Education Classes (GED), vocational classes, and college courses when applicable. They are also employed in the community in various jobs and pay a percentage of their income to the facility to help defray the cost of incarceration and save taxpayers money. They also utilize their opportunity in the work release program to begin paying child support, court costs or fines, and restitution they may owe. PBCC inmates also assist local communities through various community service projects.

The following are a few of significant accomplishments that occurred during this fiscal year:

- PBCC inmates provided approximately 16,239 community service hours to some of the following organizations in the city of Parkersburg and surrounding areas: City of Parkersburg, Habitat for Humanity, Salvation Army, Humane Society, Parkersburg City Police, Jefferson Elementary School, Parkersburg Fire Department, Kids First Program, Wood County Historical Society, various local churches, and community cleanup projects.
- PBCC established the Turning Point garden in June 2012. Inmates from the RSAT unit provide the daily maintenance for the garden. Various seeds and plants for the garden were donated by Farmers Exchange and the Agriculture program from Wood County Technical Center at Parkersburg South High School. Produce from the garden is donated to the Mountaineer Food Bank to assist in alleviating hunger in West Virginia. Over the last year, PBCC has donated more than 216 pounds of produce to the Mountaineer Food Bank.
- Collaborative effort with KISRA (the Kanawha Institute for Social Research & Action, Inc.), Workforce WV, and the WV Dept. of Education to provide the following programs:
 - SPOKES (Strategic Planning in Occupational Knowledge for Employment and Success)
 - Adult Basic Education
 - Parenting Inside and Out
 - Financial Peace
 - Workforce Readiness / WorkKeys
 - 99 Days & a Get Up



Pruntytown Correctional Center



Lance Yardley, Warden

The Pruntytown Correctional Center (PCC) was originally established as the West Virginia Industrial School for Boys in 1891 and served as a juvenile facility until being closed in January of 1983. Pruntytown reopened in 1985, housing minimum custody adult male inmates whose primary work function was to renovate the facility. In 1988, 32 adult female inmates were moved to Pruntytown, making it the state's first adult co-ed correctional facility.

Pruntytown now houses 369 minimum and medium security adult male inmates who are within 36 months of possible release through parole or discharge.

Accomplishments at Pruntytown Correctional Center for FY 2015 include:

- Roof replacement on the Medical Unit was completed
- Armory installation at PCC was completed
- New HVAC Unit for Unit 20 Unit Management Offices was installed
- Camera installations and upgrades on housing units 24 and 25 were completed

The Crime Victim Awareness Committee (CVAC) held several events as part of Domestic Violence Awareness during the month of October. Included in these events was a pizza fund-raiser for the inmates and a profit of \$300 was given to the local Rape and Domestic Violence Shelter (RDVIC) that assists victims in Preston, Barbour and Taylor Counties. Supplies, such as children's gently used clothing, bed sheets, gloves, hats, diapers, linens and personal hygiene products were donated by staff for the RDVIC Shelter.

The HARVEST NOW project was a huge success at PCC. Being the first year of this program, a garden was created on PCC property, near the George Washington Highway. Inmates planted green beans, cucumbers, zucchini, potatoes, yellow squash and onions. A total harvest of 3,492 pounds was picked up by Mountaineer Food Bank.

The Pruntytown Correctional Center RSAT provided services in Grafton for the Domestic Violence Community Fair and the Relay for Life. Presentations were done for students at Bridgeport High School and Tucker County High School, discussing the penalties for making poor decisions and how drugs and alcohol can ruin a life.

The Pruntytown Correctional Center Paws 4 Prisons program is going through a transition, from training service dogs to training shelter pets obedience in order to move to Salem Correctional Center for scent training. PCC inmates have worked at Tucker County Humane Society on numerous occasions to help clean up around the facility and a partnership has begun with the Marion and Harrison County Humane Society to help out shelter dogs in those locations. PCC's Good Neighbor Crew assisted various cities and organizations in the surrounding counties, with a total count of 8,820 community service hours.



Salem Correctional Center



David Jones, Warden

On July 1, 2014, the Salem Correctional Center celebrated its 2nd year anniversary of being a DOC facility. The former WV Industrial Home for Youth, which operated under the WV Division of Juvenile Services, officially became the Salem Correctional Center on July 1, 2013. Inmates began arriving in October 2013, and now has a capacity of 388.

The Salem Correctional Center offers a variety of inmate programs and educational opportunities which include:

- Residential Substance Abuse Treatment (A 64 man unit)
- Lifeskills/Transitional programming
- Adult Basic Education
- Business Education
- Vocational Training: (including Plumbing, HVAC, and Culinary Arts)
- WVU Master Gardening program

The past year was the first full calendar year since the Salem Correctional Center has been a facility with the West Virginia Division of Corrections and we are proud of all that we have been able to accomplish up to this point. This past year has been a very productive year for the Salem Correctional Center. During this period, we have begun as a training facility for the Paws 4 Prisoners program, and have successfully trained and adopted nine dogs from the Doddridge County Humane Society, which is a 100% adoption rate, and have begun a new program in which we will be training dogs to provide additional services to those who need assistance in identifying things they may be allergic to, such as peanut oil.

Inmates have assisted with the successful renovation of the Fort New Salem Historical site and with building outdoor Library stations for the Salem Library. SCC also displayed posters and ribbons created by our inmates at the Annual Apple Butter festival, created Christmas wreaths for the local Nursing home, Easter Egg Crafts for the Children's Cancer Unit at UHC, and raised \$327.36 for Crime Victims Awareness. This past Christmas, SCC had a catered Christmas Dinner for inmates and in the Spring, began a new gardening project growing crops that will be donated to the Mountaineer Food Bank in Braxton County.

Several SCC staff members participated in the ALS Ice Bucket Challenge, including Dot Underwood (assistant to Governor Tomlin) in which over 300 dollars was raised. During Employee Appreciation week (in May 2015), breakfast was provided two days for staff, and drawings were held, where gifts donated by local businesses were presented to the winners.



St. Marys Correctional Center



Patrick Mirandy, Warden

The St. Marys Correctional Center (SMCC) is located three miles north of St. Marys on State Route 2 in Pleasants County. It was formerly known as the Colin Anderson Center, which was established in 1932. The Colin Anderson Center was closed in spring of 1998, at which time the transition was made to convert the facility to a medium security correctional institution.

FY 2015 brought new faces and new ideas to SMCC. SMCC welcomed many new hires in FY15, as many left the facility to accept new positions in the booming oil and gas industry in the Ohio Valley. The HR Department at SMCC has worked tirelessly filling positions. SMCC did reach zero vacancies in January 2015. SMCC has provided the community with resources for the prospective employee, where they can report to the center and take the civil service correctional officer examination online daily.

Construction of an additional 55 beds is underway in Building 83 and will have a final inmate population of approximately 665 inmates. SMCC also plans to expand the Paws for People Program.

In 2015, the garden at SMCC was expanded. The Harvest Now Project grew from an approximately 6,000 to over 15,000 pounds of produce donated to the local community food banks and shelters. In April 2015, Warden Mirandy was recognized as the Harvest Now Program Coordinator. SMCC also welcomed a new Sergeant, Crystal Hayes, as the Institutional Training Officer.

SMCC added 2 new HVAC units and a new system in the gym. The old administration building, was demolished in the spring of 2015. A new roof was placed on the Correctional Industries Building this past fiscal year. The old Waste Water Treatment Plant Building was renovated as a temporary location to accommodate onsite training for employees. SMCC completed several security enhancements this past year. New cameras were placed throughout the facility. Extra enhancements included the installation of security doors and bars on the windows in the Infirmary.

SMCC held the first “Day with Dads” on August 4, 2014, (pictured below). This program brought children to the facility to spend the entire day with their dad in the recreation yard. The program was not only educational, but emotional, as some of the inmates never actually spent a day with their child before. Tears were shed and bonds made between child and father. The program was coordinated with Catalyst Ministries. SMCC staff did an outstanding job preparing for this event and an excellent turnout was had. Over 50 children experienced face painting, baseball, volleyball, inflatables, and a magician. During this time the children were developing a better relationship with their fathers. The guest speaker for the event was Pastor Jim Scudder, who flew in from Denver, Colorado, to be part of the inaugural event.



Research & Statistics: County Spotlights

County Spotlight

The following section shows the number of inmates incarcerated from each individual county on or about June 30th of the last 13 years.

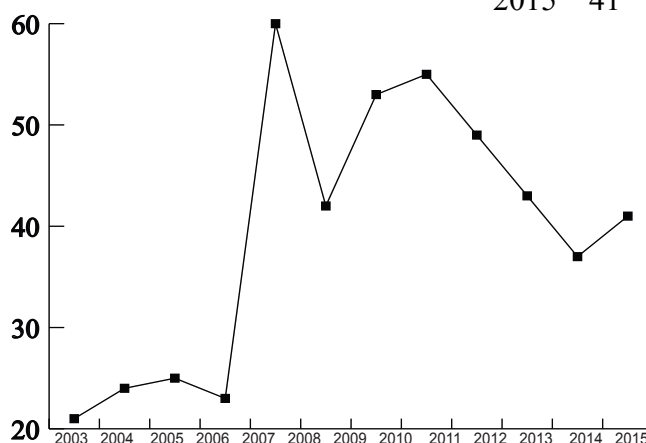


Barbour County

Number of inmates incarcerated at end of each fiscal year.



2003	21	2009	53
2004	24	2010	52
2005	25	2011	55
2006	23	2012	49
2007	60	2013	43
2008	42	2014	37
		2015	41

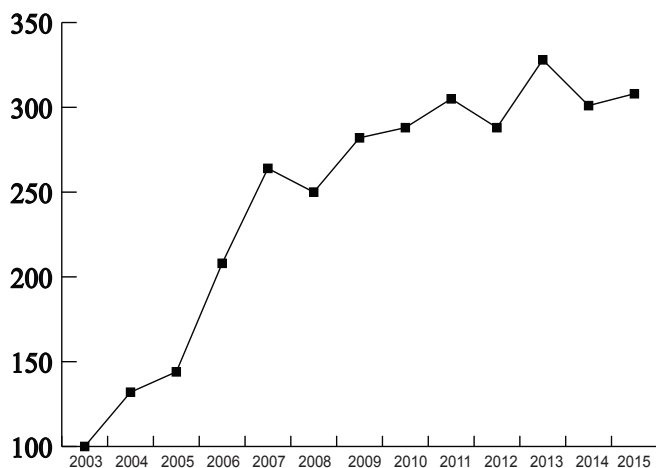


Berkeley County

Number of inmates incarcerated at end of each fiscal year.



2003	100	2009	282
2004	132	2010	288
2005	144	2011	305
2006	208	2012	288
2007	264	2013	328
2008	250	2014	301
		2015	308

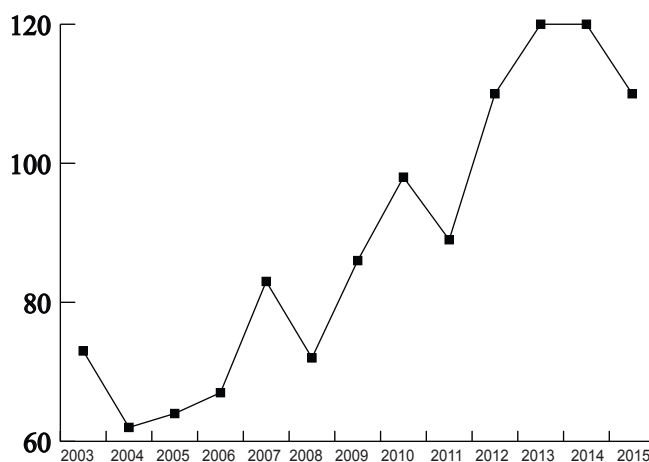


Boone County

Number of inmates incarcerated at end of each fiscal year.



2003	73	2009	86
2004	62	2010	98
2005	64	2011	89
2006	67	2012	110
2007	83	2013	120
2008	72	2014	120
		2015	110



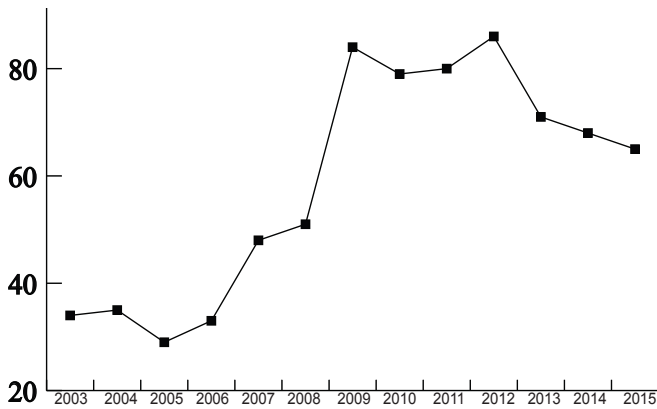
County Spotlights

Braxton County

Number of inmates incarcerated at end of each fiscal year.



2003	34	2009	84
2004	35	2010	79
2005	29	2011	80
2006	33	2012	86
2007	48	2013	71
2008	51	2014	68
		2015	65

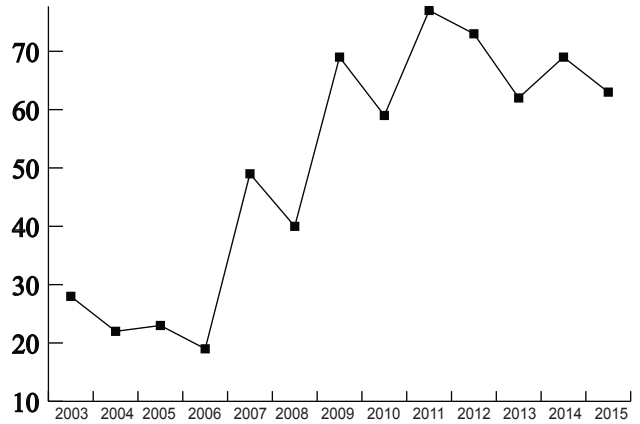


Brooke County

Number of inmates incarcerated at end of each fiscal year.



2003	28	2009	69
2004	22	2010	59
2005	23	2011	77
2006	19	2012	73
2007	49	2013	62
2008	40	2014	69
		2015	63

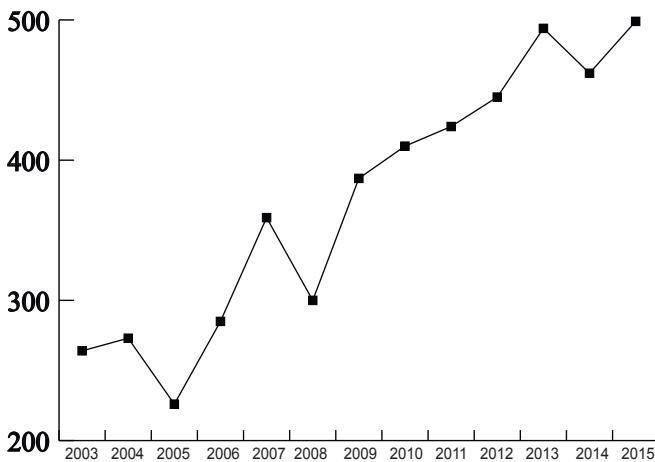


Cabell County

Number of inmates incarcerated at end of each fiscal year.



2003	264	2009	387
2004	273	2010	410
2005	226	2011	424
2006	285	2012	445
2007	359	2013	494
2008	300	2014	462
		2015	499

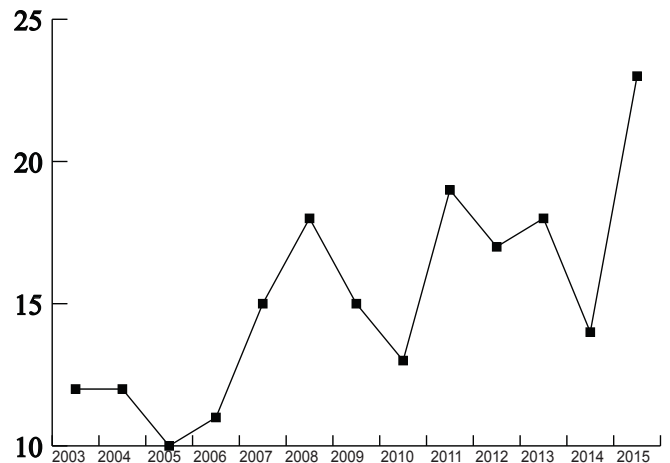


Calhoun County

Number of inmates incarcerated at end of each fiscal year.



2003	12	2009	15
2004	12	2010	13
2005	10	2011	19
2006	11	2012	17
2007	15	2013	18
2008	18	2014	14
		2015	23



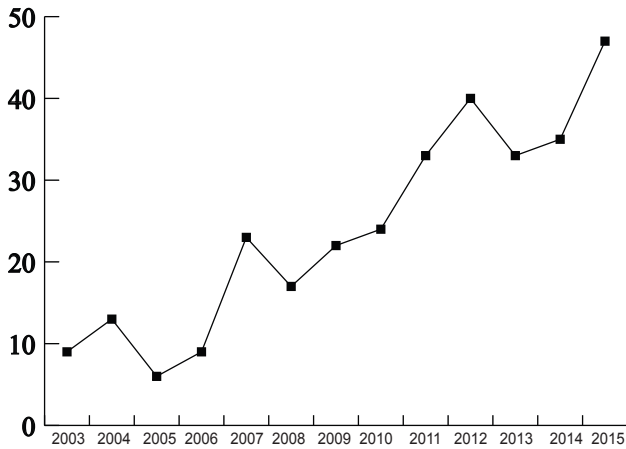
County Spotlights

Clay County



Number of inmates incarcerated at end of each fiscal year.

2003	9	2009	22
2004	13	2010	24
2005	6	2011	33
2006	9	2012	40
2007	26	2013	33
2008	17	2014	35
		2015	47

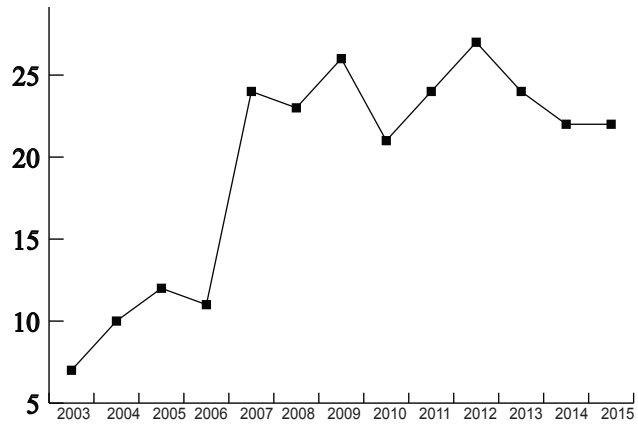


Doddridge County



Number of inmates incarcerated at end of each fiscal year.

2003	7	2009	26
2004	10	2010	21
2005	12	2011	24
2006	11	2012	27
2007	24	2013	24
2008	23	2014	22
		2015	22

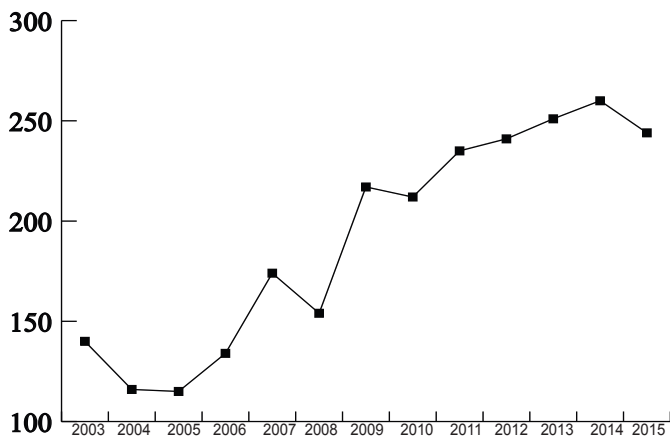


Fayette County



Number of inmates incarcerated at end of each fiscal year.

2003	140	2009	217
2004	116	2010	212
2005	115	2011	235
2006	134	2012	241
2007	174	2013	251
2008	154	2014	260
		2015	244

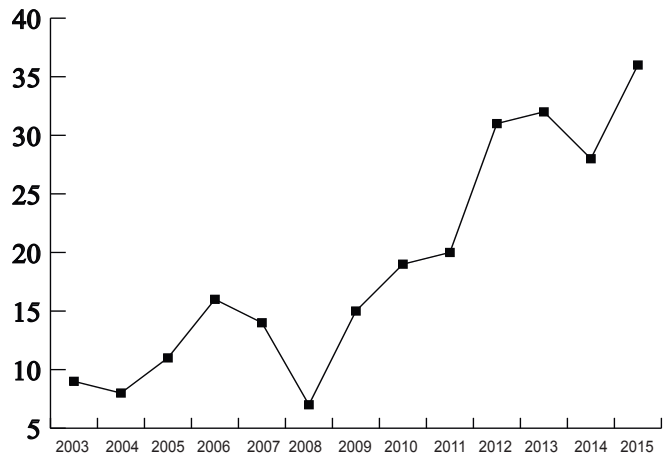


Gilmer County



Number of inmates incarcerated at end of each fiscal year.

2003	9	2009	15
2004	8	2010	19
2005	11	2011	20
2006	16	2012	31
2007	14	2013	32
2008	7	2014	28
		2015	36



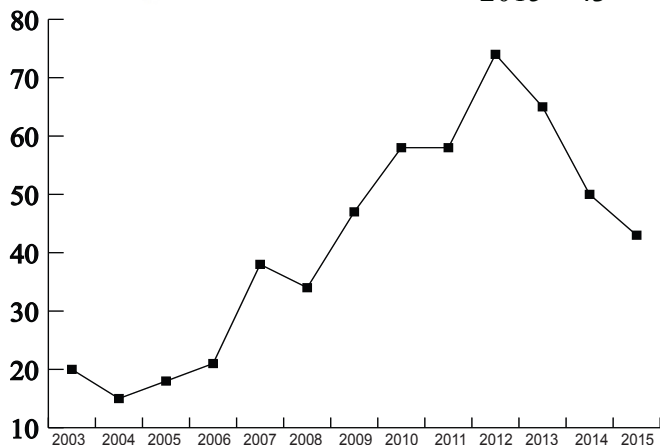
County Spotlights

Grant County



Number of inmates incarcerated at end of each fiscal year.

2003	20	2009	47
2004	15	2010	58
2005	18	2011	58
2006	21	2012	74
2007	38	2013	65
2008	34	2014	50
		2015	43

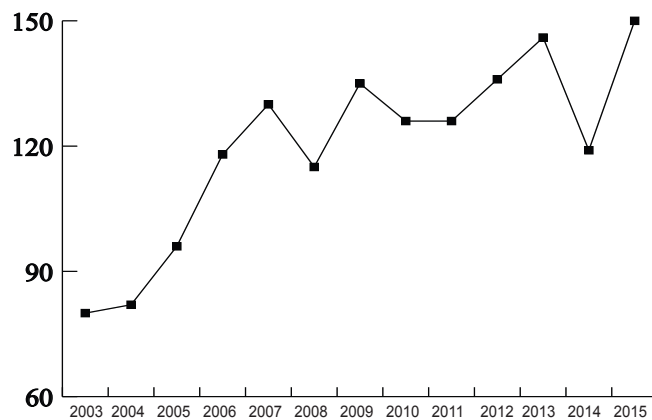


Greenbrier County



Number of inmates incarcerated at end of each fiscal year.

2003	80	2009	135
2004	82	2010	126
2005	96	2011	126
2006	118	2012	136
2007	130	2013	146
2008	115	2014	119
		2015	150

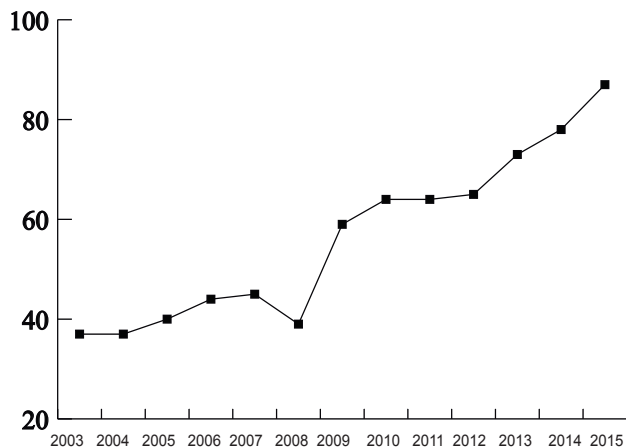


Hampshire County



Number of inmates incarcerated at end of each fiscal year.

2003	37	2009	59
2004	37	2010	64
2005	40	2011	64
2006	44	2012	65
2007	45	2013	73
2008	39	2014	78
		2015	87

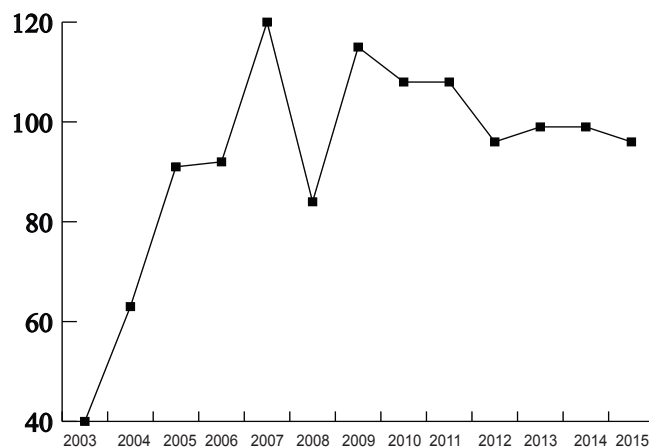


Hancock County



Number of inmates incarcerated at end of each fiscal year.

2003	40	2009	115
2004	63	2010	108
2005	91	2011	108
2006	92	2012	96
2007	120	2013	99
2008	84	2014	99
		2015	96



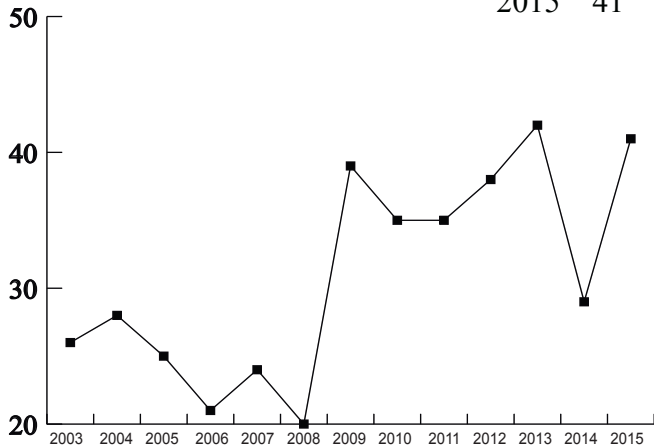
County Spotlights

Hardy County

Number of inmates incarcerated at end of each fiscal year.



2003	26	2009	39
2004	28	2010	35
2005	25	2011	35
2006	21	2012	38
2007	24	2013	42
2008	84	2014	29
		2015	41

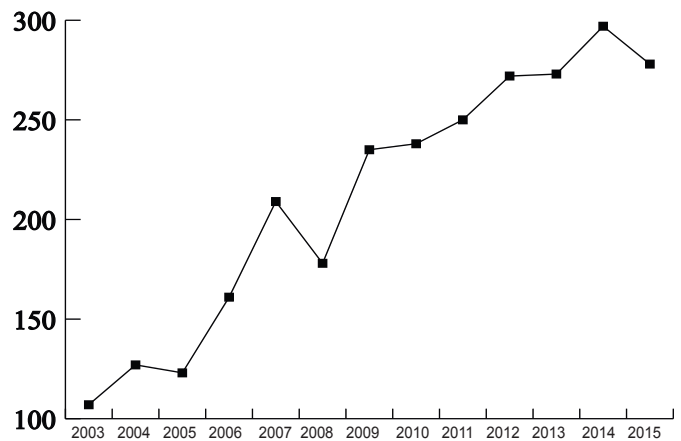


Harrison County

Number of inmates incarcerated at end of each fiscal year.



2003	107	2009	235
2004	127	2010	238
2005	123	2011	250
2006	161	2012	272
2007	209	2013	273
2008	178	2014	297
		2015	278

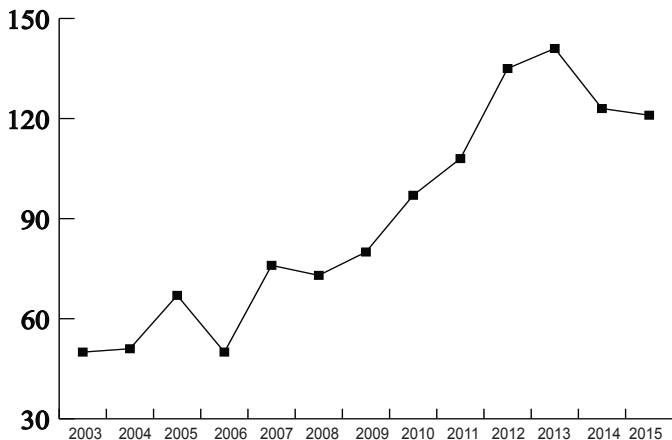


Jackson County

Number of inmates incarcerated at end of each fiscal year.



2003	50	2009	80
2004	51	2010	97
2005	67	2011	108
2006	50	2012	135
2007	76	2013	141
2008	73	2014	123
		2015	121

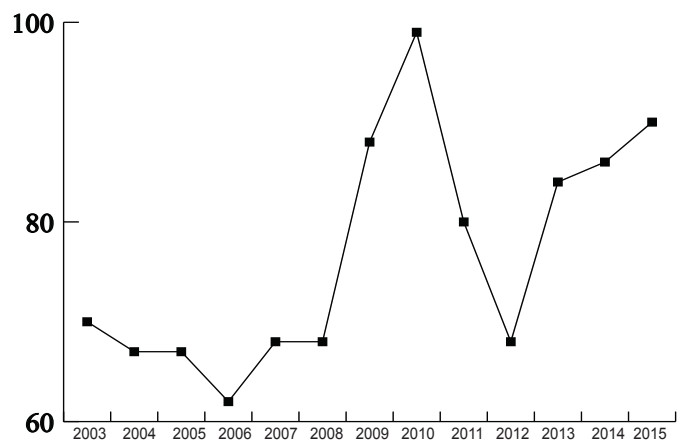


Jefferson County

Number of inmates incarcerated at end of each fiscal year.



2003	70	2009	88
2004	67	2010	99
2005	67	2011	80
2006	62	2012	68
2007	68	2013	84
2008	68	2014	86
		2015	90



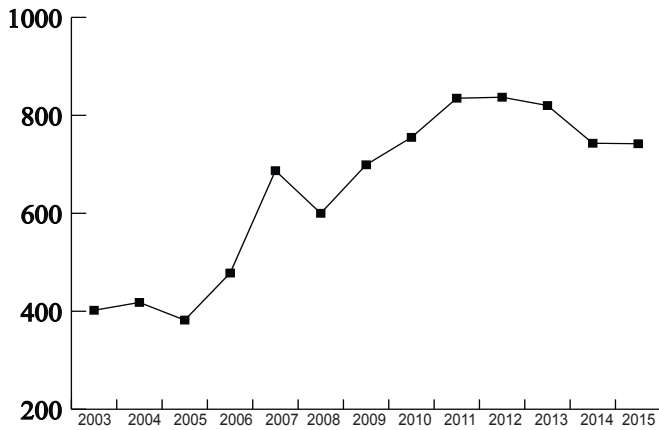
County Spotlights

Kanawha County



Number of inmates incarcerated at end of each fiscal year.

2003	402	2009	699
2004	418	2010	755
2005	382	2011	835
2006	478	2012	837
2007	687	2013	820
2008	600	2014	743
		2015	742

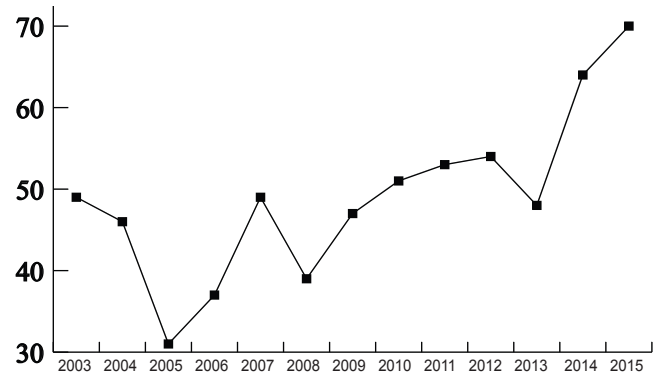


Lewis County



Number of inmates incarcerated at end of each fiscal year.

2003	49	2009	47
2004	46	2010	51
2005	31	2011	53
2006	37	2012	54
2007	49	2013	48
2008	39	2014	64
		2015	70

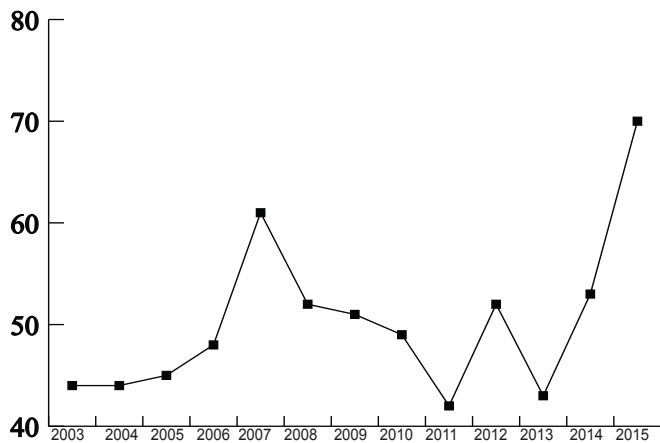


Lincoln County



Number of inmates incarcerated at end of each fiscal year.

2003	44	2009	51
2004	44	2010	49
2005	45	2011	42
2006	48	2012	52
2007	61	2013	43
2008	52	2014	53
		2015	70

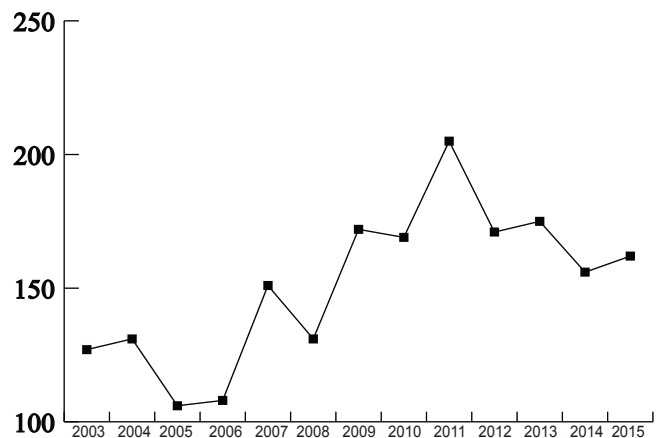


Logan County



Number of inmates incarcerated at end of each fiscal year.

2003	127	2009	172
2004	131	2010	169
2005	106	2011	205
2006	108	2012	171
2007	151	2013	175
2008	131	2014	156
		2015	162



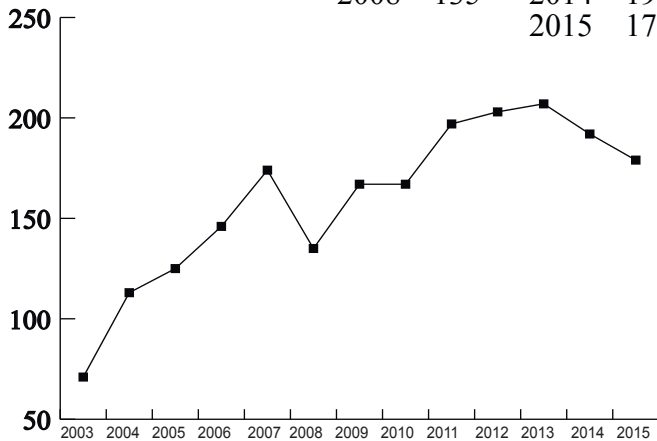
County Spotlights

Marion County

Number of inmates incarcerated at end of each fiscal year.



2003	71	2009	167
2004	113	2010	167
2005	125	2011	197
2006	146	2012	203
2007	174	2013	207
2008	135	2014	192
		2015	179

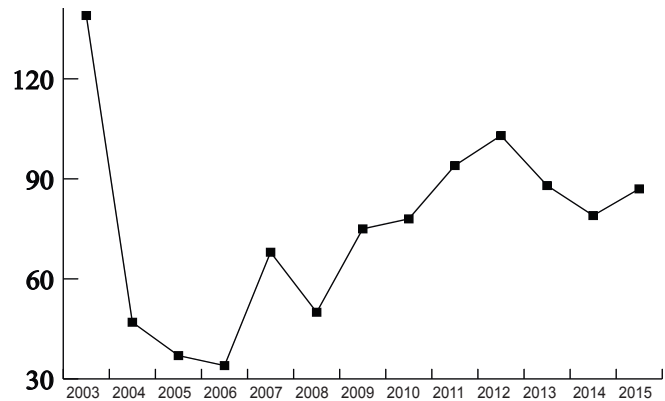


Marshall County

Number of inmates incarcerated at end of each fiscal year.



2003	139	2009	75
2004	47	2010	78
2005	37	2011	94
2006	34	2012	103
2007	68	2013	88
2008	50	2014	79
		2015	87

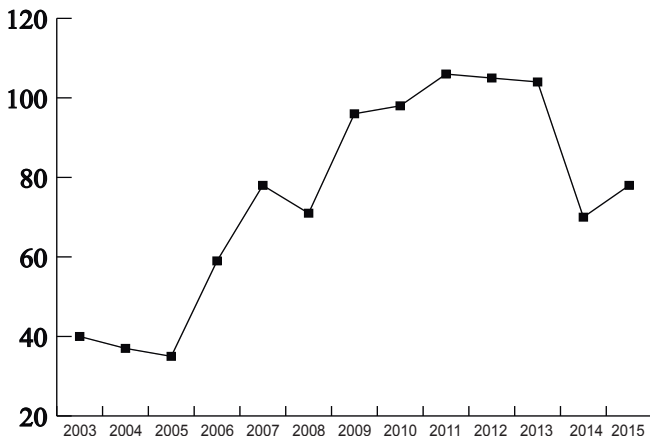


Mason County

Number of inmates incarcerated at end of each fiscal year.



2003	40	2009	96
2004	37	2010	98
2005	35	2011	106
2006	59	2012	105
2007	78	2013	104
2008	71	2014	70
		2015	78

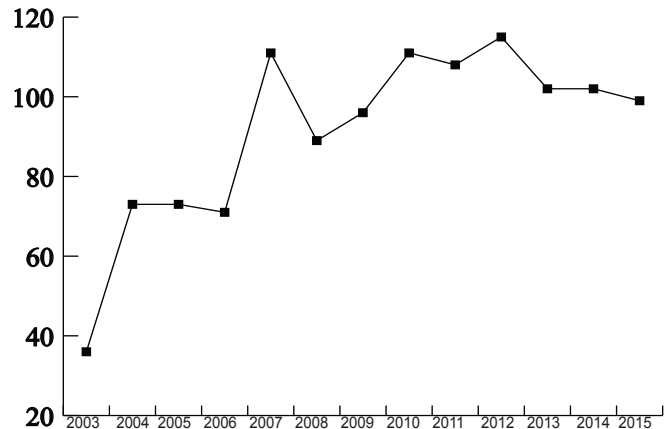


McDowell County

Number of inmates incarcerated at end of each fiscal year.



2003	36	2009	96
2004	73	2010	111
2005	73	2011	108
2006	71	2012	115
2007	111	2013	102
2008	89	2014	102
		2015	99



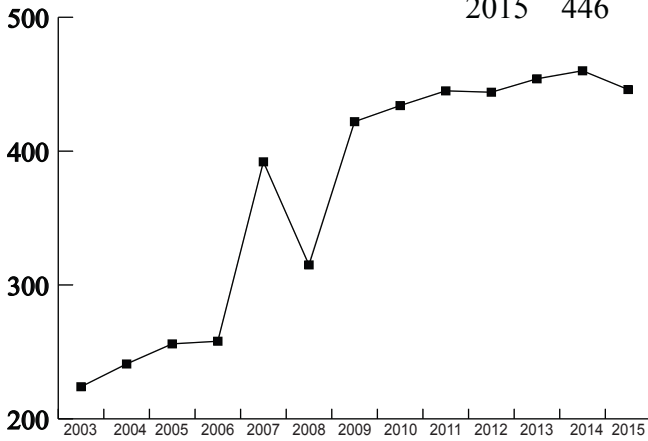
County Spotlights

Mercer County

Number of inmates incarcerated at end of each fiscal year.



2003	224	2009	422
2004	241	2010	434
2005	256	2011	445
2006	258	2012	444
2007	392	2013	454
2008	315	2014	460
		2015	446

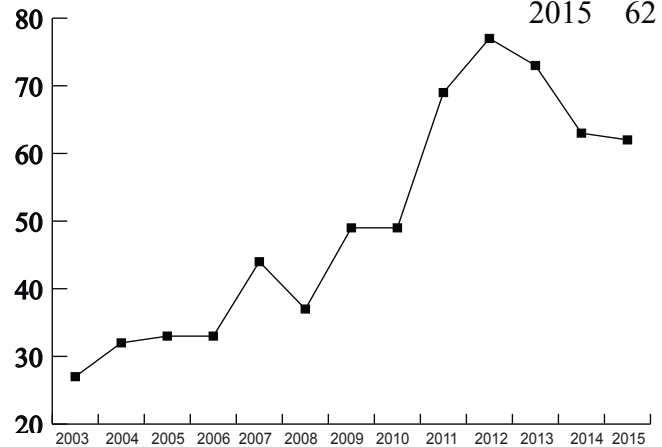


Mineral County

Number of inmates incarcerated at end of each fiscal year.



2003	27	2009	49
2004	32	2010	49
2005	33	2011	69
2006	33	2012	77
2007	44	2013	73
2008	37	2014	63
		2015	62

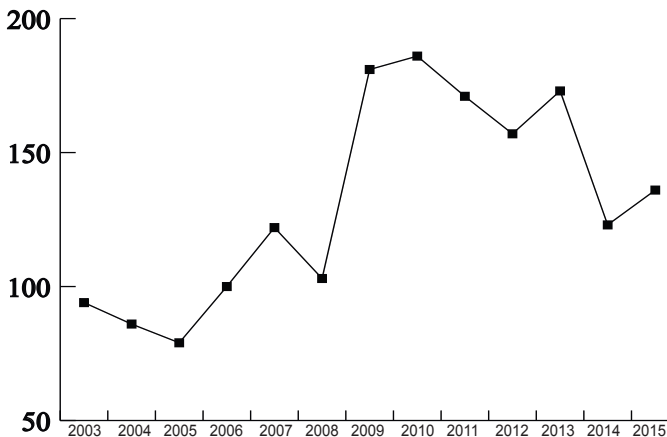


Mingo County

Number of inmates incarcerated at end of each fiscal year.



2003	94	2009	181
2004	86	2010	186
2005	79	2011	171
2006	100	2012	157
2007	122	2013	173
2008	103	2014	123
		2015	136

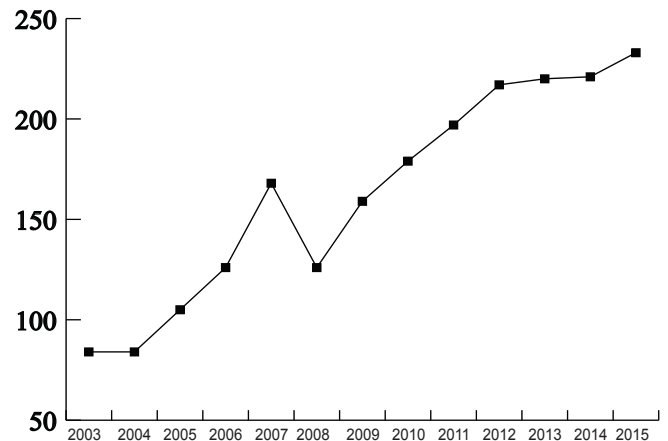


Monongalia County

Number of inmates incarcerated at end of each fiscal year.



2003	84	2009	159
2004	84	2010	179
2005	105	2011	197
2006	126	2012	217
2007	168	2013	220
2008	126	2014	221
		2015	233



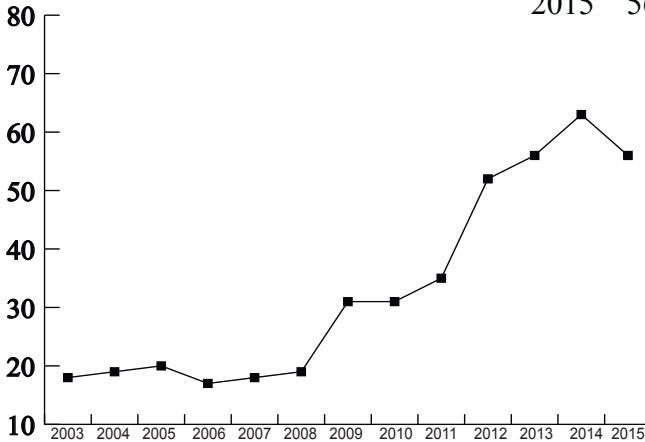
County Spotlights

Monroe County

Number of inmates incarcerated at end of each fiscal year.



2003	18	2009	31
2004	19	2010	31
2005	20	2011	35
2006	17	2012	52
2007	18	2013	56
2008	19	2014	63
		2015	56

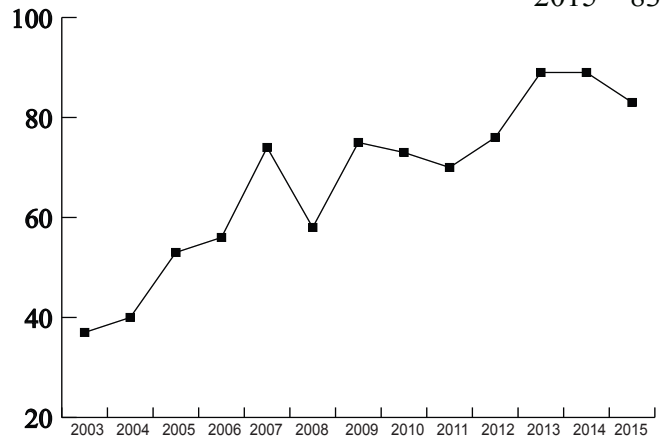


Morgan County

Number of inmates incarcerated at end of each fiscal year.



2003	37	2009	75
2004	40	2010	73
2005	53	2011	70
2006	56	2012	76
2007	74	2013	89
2008	58	2014	89
		2015	83

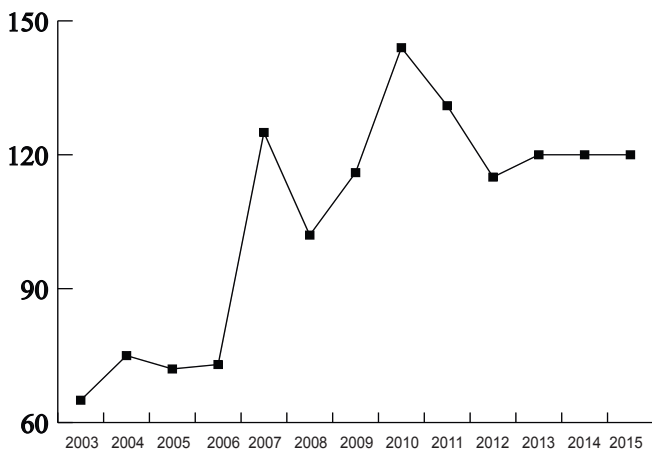


Nicholas County

Number of inmates incarcerated at end of each fiscal year.



2003	65	2009	116
2004	75	2010	144
2005	72	2011	131
2006	73	2012	115
2007	125	2013	120
2008	102	2014	120
		2015	120

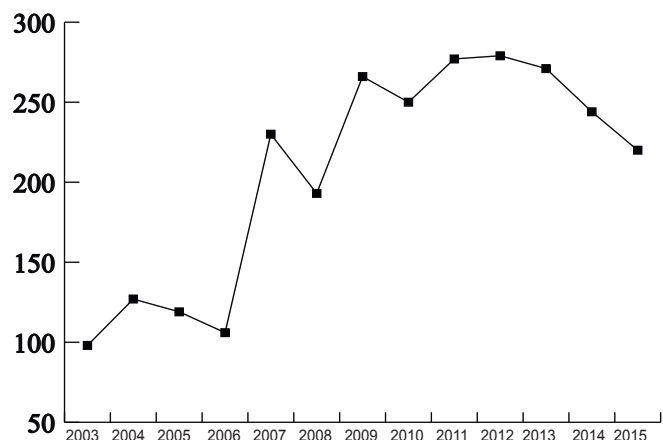


Ohio County

Number of inmates incarcerated at end of each fiscal year.



2003	98	2009	266
2004	127	2010	250
2005	119	2011	277
2006	106	2012	279
2007	230	2013	271
2008	193	2014	244
		2015	220



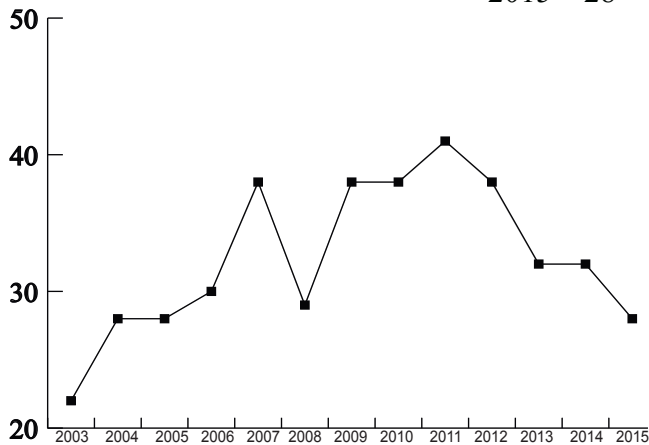
County Spotlights

Pendleton County

Number of inmates incarcerated at end of each fiscal year.



2003	22	2009	38
2004	28	2010	38
2005	28	2011	41
2006	30	2012	38
2007	38	2013	32
2008	29	2014	32
		2015	28

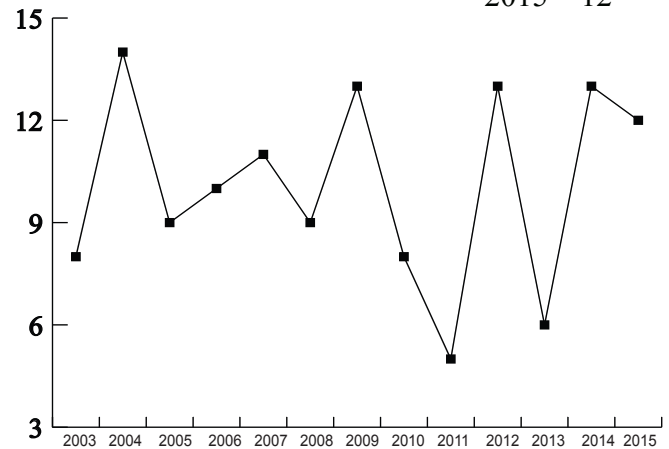


Pleasants County

Number of inmates incarcerated at end of each fiscal year.



2003	8	2009	13
2004	14	2010	8
2005	9	2011	5
2006	10	2012	13
2007	11	2013	6
2008	9	2014	13
		2015	12

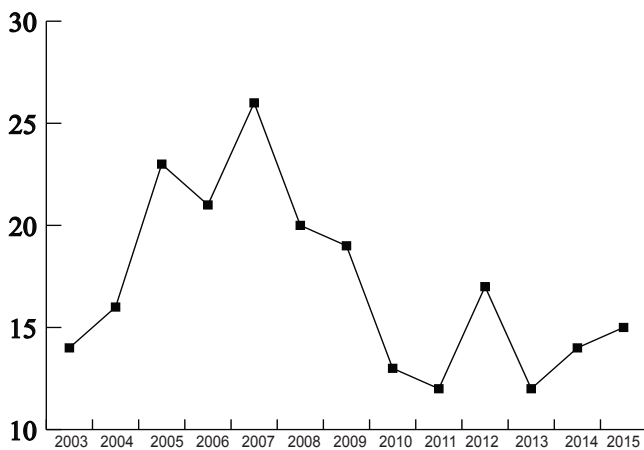


Pocahontas County

Number of inmates incarcerated at end of each fiscal year.



2003	14	2009	19
2004	16	2010	13
2005	23	2011	12
2006	21	2012	17
2007	26	2013	12
2008	20	2014	14
		2015	15

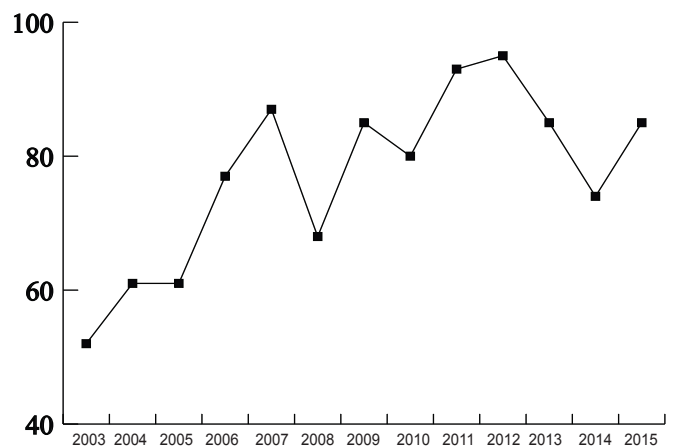


Preston County

Number of inmates incarcerated at end of each fiscal year.



2003	52	2009	85
2004	61	2010	80
2005	61	2011	93
2006	77	2012	95
2007	87	2013	85
2008	68	2014	74
		2015	85



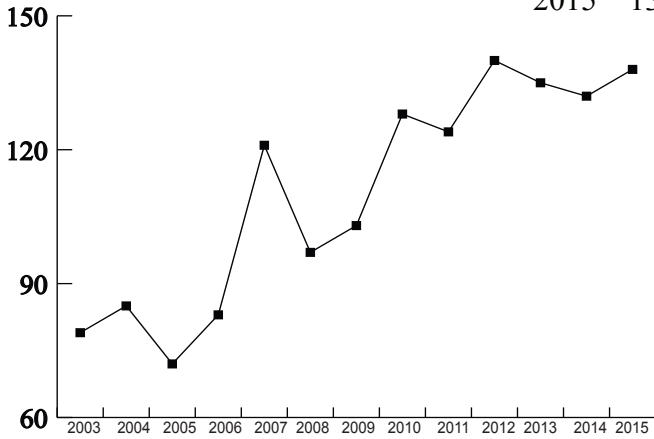
County Spotlights

Putnam County

Number of inmates incarcerated at end of each fiscal year.



2003	79	2009	103
2004	85	2010	128
2005	72	2011	124
2006	83	2012	140
2007	121	2013	135
2008	97	2014	132
		2015	138

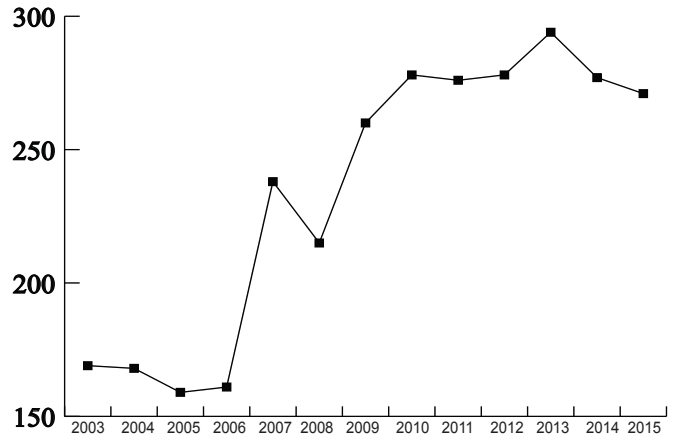


Raleigh County

Number of inmates incarcerated at end of each fiscal year.



2003	169	2009	260
2004	168	2010	278
2005	159	2011	276
2006	161	2012	278
2007	238	2013	294
2008	215	2014	277
		2015	271

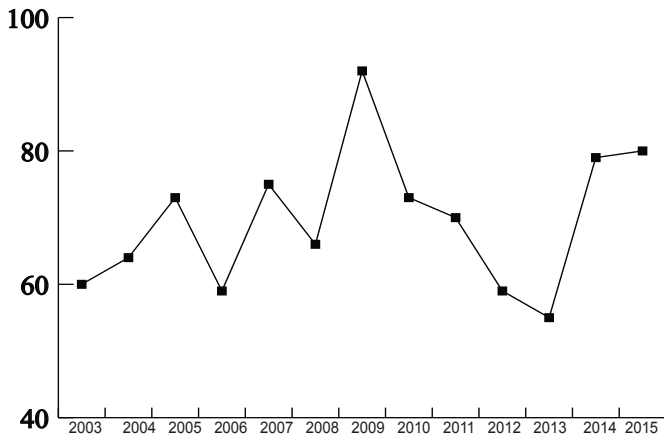


Randolph County

Number of inmates incarcerated at end of each fiscal year.



2003	60	2009	92
2004	64	2010	73
2005	73	2011	70
2006	59	2012	59
2007	75	2013	55
2008	66	2014	79
		2015	80

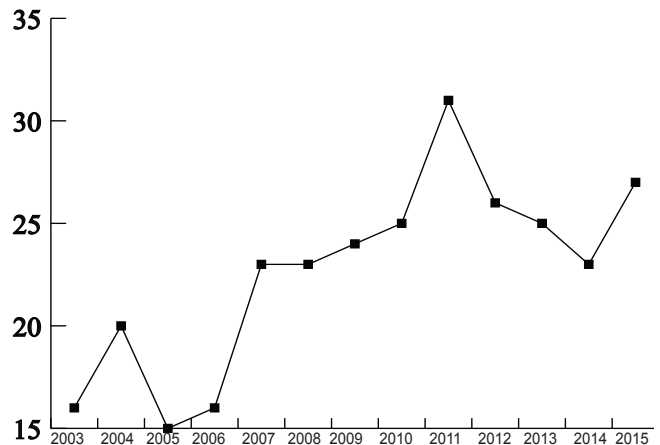


Ritchie County

Number of inmates incarcerated at end of each fiscal year.



2003	16	2009	24
2004	20	2010	25
2005	15	2011	31
2006	16	2012	26
2007	23	2013	25
2008	23	2014	23
		2015	27

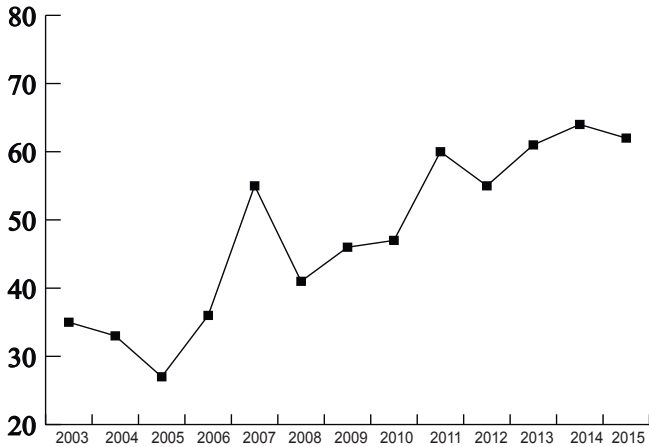


County Spotlights

Roane County

Number of inmates incarcerated at end of each fiscal year.

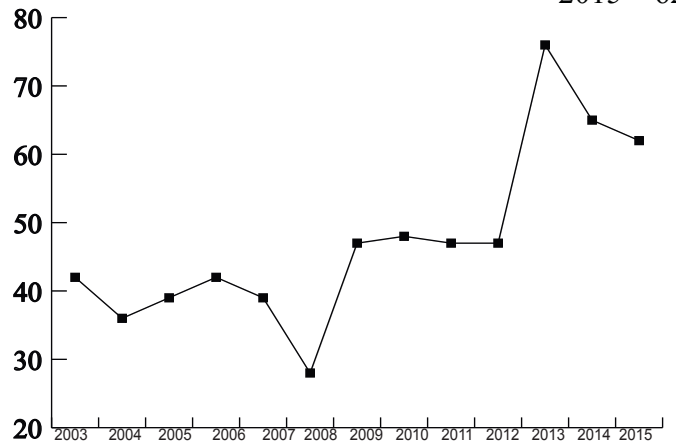
2003	35	2009	46
2004	33	2010	47
2005	27	2011	60
2006	36	2012	55
2007	55	2013	61
2008	41	2014	64
		2015	62



Summers County

Number of inmates incarcerated at end of each fiscal year.

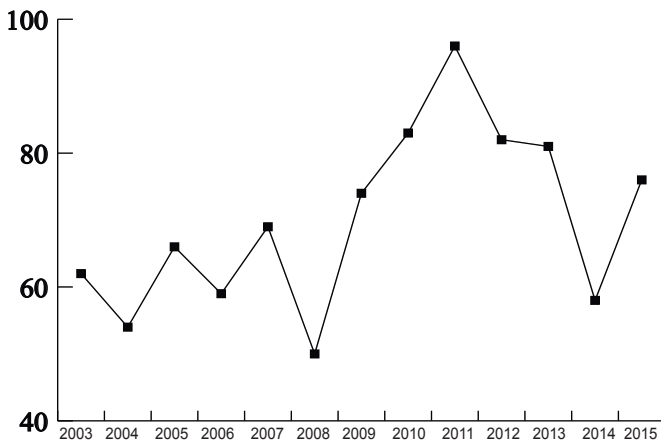
2003	42	2009	47
2004	36	2010	48
2005	39	2011	47
2006	42	2012	47
2007	39	2013	76
2008	28	2014	65
		2015	62



Taylor County

Number of inmates incarcerated at end of each fiscal year.

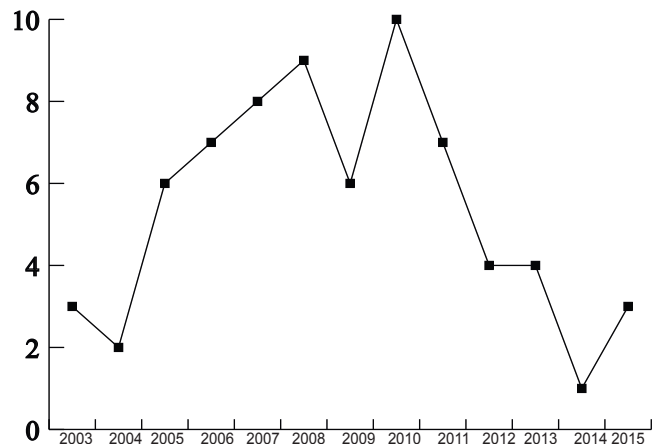
2003	62	2009	74
2004	54	2010	83
2005	66	2011	96
2006	59	2012	82
2007	69	2013	81
2008	50	2014	58
		2015	76



Tucker County

Number of inmates incarcerated at end of each fiscal year.

2003	3	2009	6
2004	2	2010	10
2005	6	2011	7
2006	7	2012	4
2007	8	2013	4
2008	9	2014	1
		2015	3



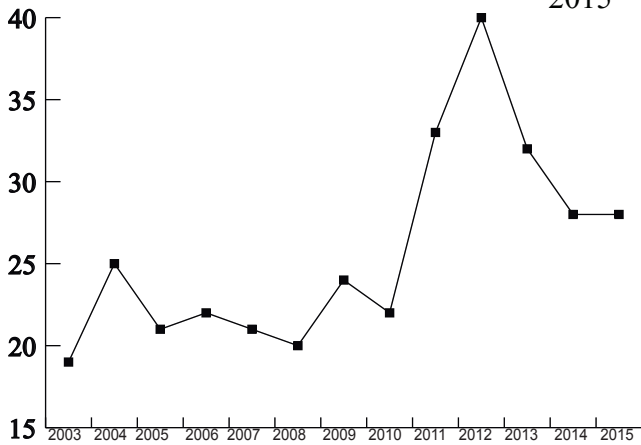
County Spotlights

Tyler County

Number of inmates incarcerated at end of each fiscal year.



2003	19	2009	24
2004	25	2010	22
2005	21	2011	33
2006	22	2012	40
2007	21	2013	32
2008	20	2014	28
		2015	28

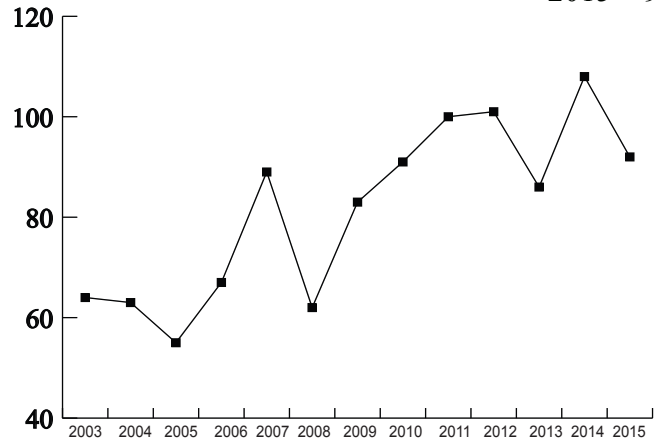


Upshur County

Number of inmates incarcerated at end of each fiscal year.



2003	64	2009	83
2004	63	2010	91
2005	55	2011	100
2006	57	2012	101
2007	89	2013	86
2008	62	2014	108
		2015	92

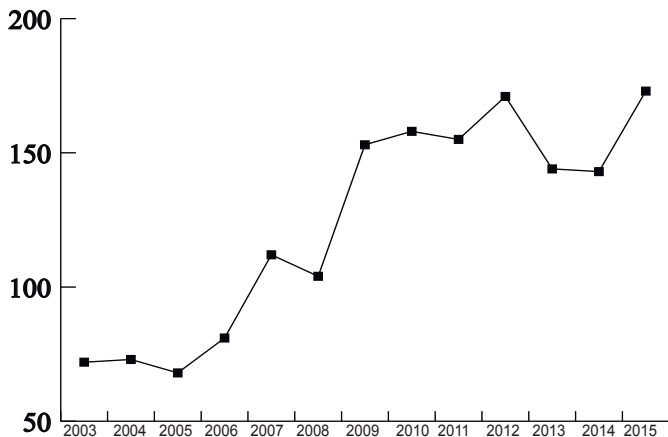


Wayne County

Number of inmates incarcerated at end of each fiscal year.



2003	72	2009	153
2004	73	2010	158
2005	68	2011	155
2006	81	2012	171
2007	112	2013	144
2008	104	2014	143
		2015	173

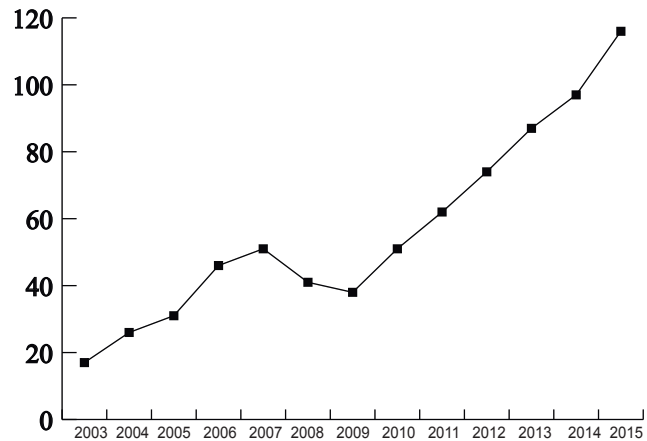


Webster County

Number of inmates incarcerated at end of each fiscal year.



2003	17	2009	38
2004	26	2010	51
2005	31	2011	62
2006	46	2012	74
2007	51	2013	87
2008	41	2014	97
		2015	116



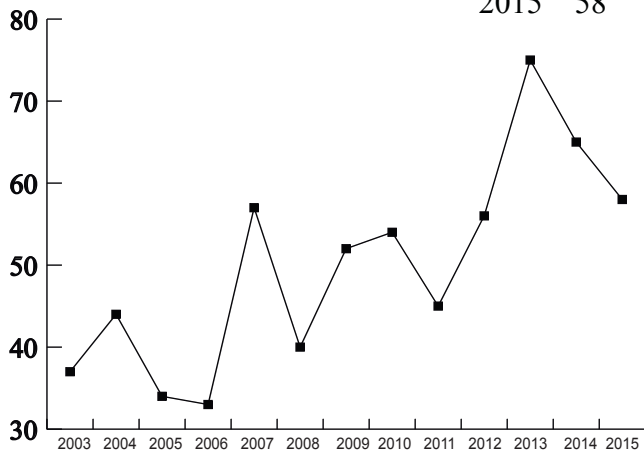
County Spotlights

Wetzel County

Number of inmates incarcerated at end of each fiscal year.



2003	37	2009	52
2004	44	2010	54
2005	34	2011	45
2006	33	2012	56
2007	57	2013	75
2008	40	2014	65
		2015	58

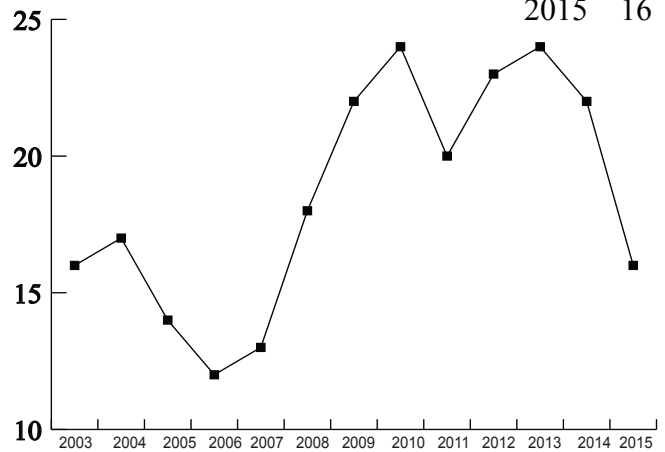


Wirt County

Number of inmates incarcerated at end of each fiscal year.



2003	16	2009	22
2004	17	2010	24
2005	14	2011	20
2006	12	2012	23
2007	13	2013	24
2008	18	2014	22
		2015	16

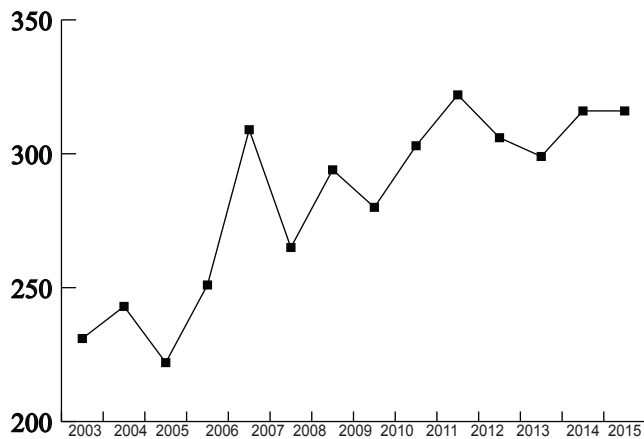


Wood County

Number of inmates incarcerated at end of each fiscal year.



2003	231	2009	294
2004	243	2010	280
2005	222	2011	303
2006	251	2012	322
2007	309	2013	306
2008	265	2014	299
		2015	316

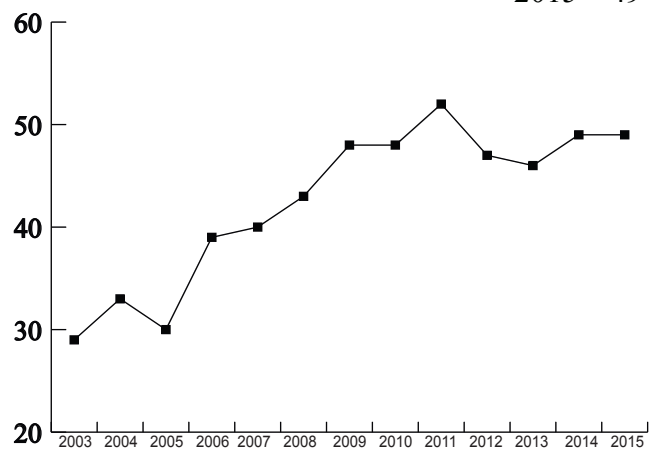


Wyoming County

Number of inmates incarcerated at end of each fiscal year.



2003	29	2009	48
2004	33	2010	48
2005	30	2011	52
2006	39	2012	47
2007	40	2013	46
2008	43	2014	49
		2015	49



Training Statistics

Each year, the WVDOC requires every employee to complete a designated amount of training. Training hours are earned by attending classes, seminars, and various other events. The West Virginia Corrections Academy provides aggressive training in order to develop exemplary corrections professionals. Both basic training and required training hours enhance job performance, sharpen skills, and improve the overall professionalism of the WVDOC.

Table 1: WVDOC Employees completing Basic Training, FY 2015.

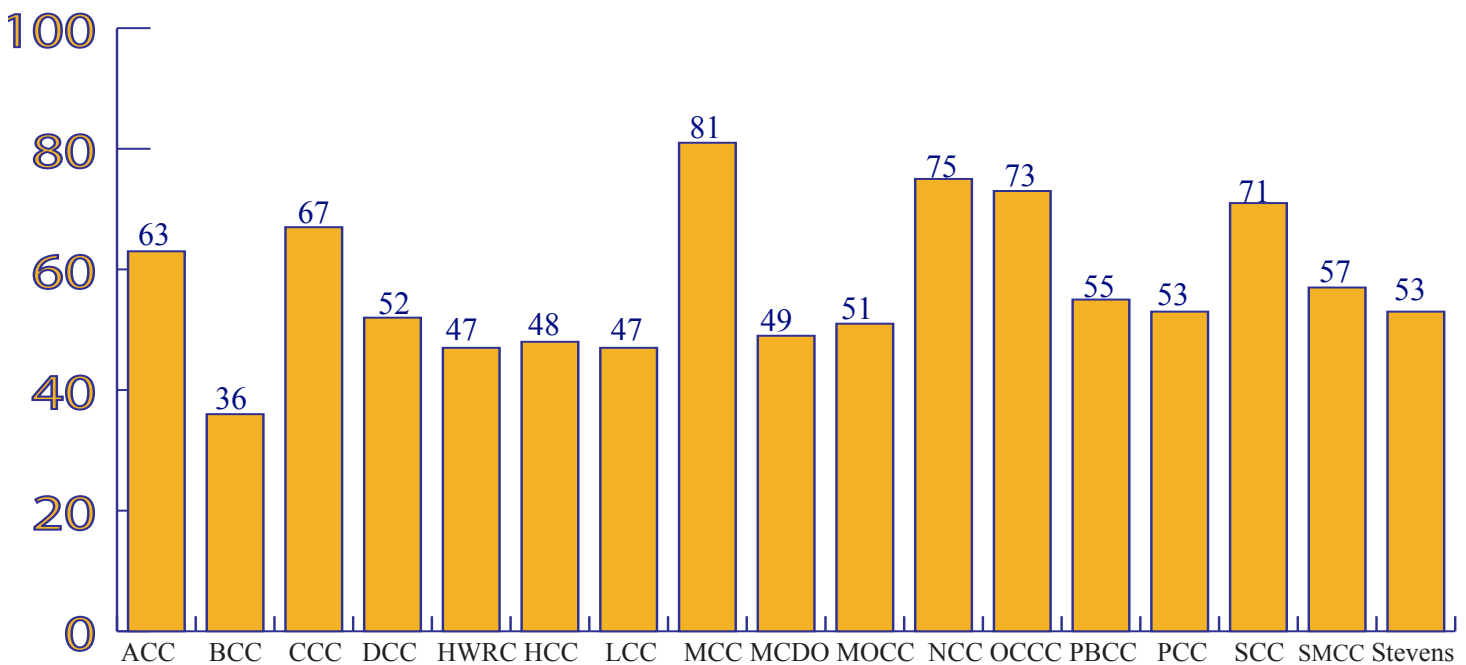
Employees Completing Basic Training	
Uniformed Staff	199
Support Staff	43
Total	242

Table 2: WVDOC Employees completing Required Training, FY 2015.

Location	# Employees completing training	Total # of Training Hours
ACC	94	9197.50
BCC	n/a	n/a
CCC	28	4199.50
DCC	50	5191.75
HWRC	10	2045.75
HCC	269	35565.00
LCC	137	9763.00
MCC	64	7219.50
MCDO	124	12737.00
MOCC	298	37761.82
NCC	n/a	n/a
OCCC	16	1885.50
PBCC	14	1998.75
PCC	120	10941.00
SCC	142	14831.00
SMCC	145	19271.75
WVCA	20	1758.75
CO	63	2557.75
Parole Services	77	6328.15
Correctional Industries	0	0
Total	1671	183,253.47

Fiscal & Budget

Chart 1: Average daily cost in dollars of inmate population by institution, FY 2015



Fiscal & Budget continued...

Table 3: General Revenue Expenditures by Category **Inclusive** of Institutions, Parole Services, Academy, Central Office, and Special Services, FY 2015

General Revenue Expenditures by Category	Expenditures	% of Budget Expended
Personnel Services	\$65,698,246	33.65%
Annual Increment	\$1,002,049	.51%
Inmate Payroll	\$918,651	.47%
Employee Benefits	\$27,828,465	14.25%
Utilities	\$6,465,714	3.31%
Food	\$6,860,265	3.51%
Other Operating Expenses	\$44,117,304	22.60%
Repairs & Alterations	\$136,826	.07%
Equipment	\$1,070,808	.55%
Inmate Medical	\$18,226,064	9.34%
Payments to Regional Jails & Federal Prisons	\$23,000,000	11.78%
Board of Risk Insurance Premium	\$829,190	.42%
Less Reimbursements	(\$918,651)	-.47%
Total	195,234,931	100.00%

Table 4: Avg. Annual Cost Per Inmate, **Exclusive** of Parole Services, Central Office Administrative Cost, Medical Costs and Payments to Jails, FY 2015.

Institution	Total Expenditures	Average Annual Cost Per Inmate	Average Daily Cost Per Inmate	Daily Food Cost Per Inmate	Daily Medical Cost Per Inmate	Notes
Anthony Correctional Center	\$5,015,992	\$22,800	\$62.47	\$3.99	\$8.54	A
Beckley Correctional Center	\$1,819,197	\$13,279	\$36.38	\$3.74	\$8.54	A,C
Charleston Correctional Center	\$1,562,066	\$24,407	\$66.87	\$2.21	\$8.54	A,C, D
Denmar Correctional Center	\$4,397,678	\$19,038	\$52.16	\$3.16	\$8.54	A
Huntington Work/Study Release Center	\$1,141,776	\$17,300	\$47.40	\$2.96	\$8.54	A,C, D
Huttonsville Correctional Center	\$20,936,659	\$17,653	\$48.36	\$3.28	\$8.54	A
Lakin Correctional Center	\$8,934,404	\$17,182	\$47.07	\$2.81	\$8.54	A
Martinsburg Correctional Center	\$3,448,037	\$29,470	\$80.74	\$4.36	\$8.54	A
McDowell County Correctional Center	\$1,949,983	\$18,055	\$49.47	\$4.28	\$8.54	
Mount Olive Correctional Complex	\$19,835,525	\$18,590	\$50.93	\$3.36	\$8.54	A
Northern Correctional Center	\$6,965,334	\$27,531	\$75.43	\$7.31	\$8.54	B
Ohio County Correctional Center	\$1,747,763	\$26,481	\$72.55	\$4.32	\$8.54	A
Parkersburg Correctional Center	\$2,438,802	\$20,155	\$55.22	\$3.11	\$8.54	A,C
Pruntytown Correctional Center	\$7,090,997	\$19,322	\$52.94	\$2.77	\$8.54	A
Salem Correctional Center	\$10,002,189	\$26,047	\$71.36	\$3.27	\$8.54	A
St. Marys Correctional Center	\$12,699,661	\$20,819	\$57.04	\$3.46	\$8.54	A
Stevens Correctional Center	\$6,474,500	\$19,443	\$53.27	\$4.28	\$8.54	

Average Cost Per Inmate for FY 2015: \$28,369 Avg. Cost Per Day=\$77.72
(Includes all expenditures \$195,234,931/ average population 6882 and includes food/medical costs)

A - Contracted Food Service.

B - Northern Correctional Facility is operated jointly by the Division of Corrections and the Regional Jail and Correctional Facility Authority. Data reflects the cost to WVDOC and some services to RJA inmates.

C - The cost per day is offset by inmate reimbursements at this institution.

D - CWRC, & HWRC are community based facilities and as such do not provide comprehensive medical services.

WVDOC Prison Population Statistics

Table 5 and Chart 2 show the total average inmate population in WVDOC institutions and the total average inmate population that have been committed to the WVDOC, but were awaiting prison space in county/regional jails during the past 20 years. During that period, the inmate population held in WVDOC institutions has increased by a total of 3,328 inmates.

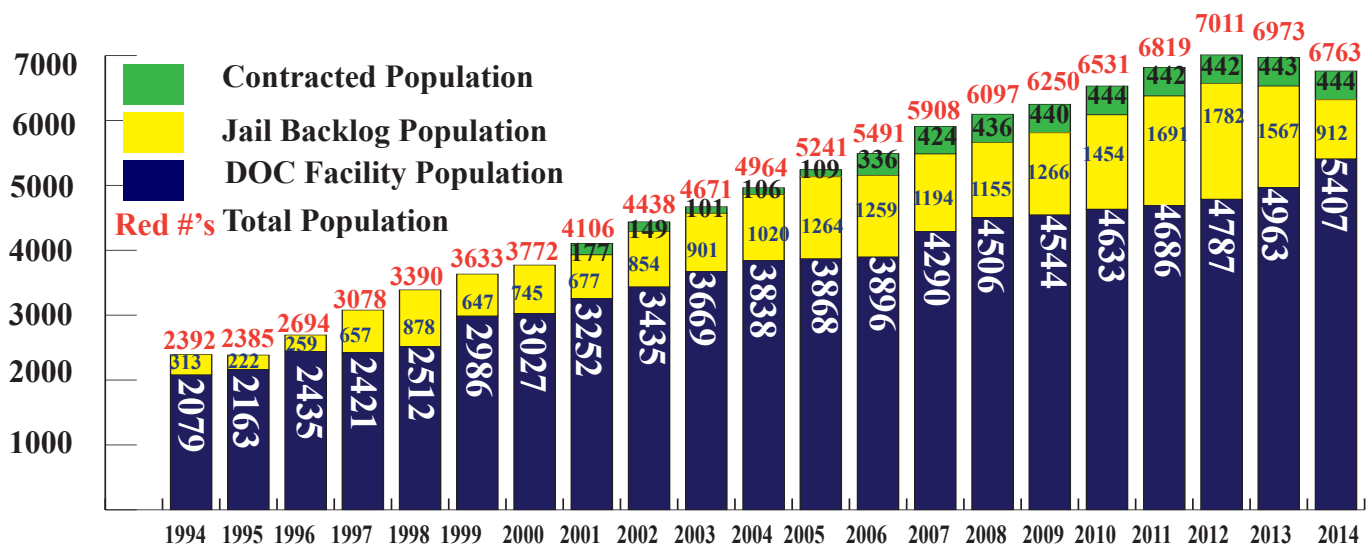
Inmates that were committed to the WVDOC but were waiting in county/regional jails for bed space in WVDOC facilities increased by a total of 235 inmates since 2001.

The WVDOC also houses inmates in the McDowell County Correctional Center on a per diem contract basis; this population is represented in the “Contracted” column. This segment has increased by 267 inmates in the last 13 years.

Table 5: WVDOC average yearly inmate population, Calendar Year 1993-2014

Calendar Year	Prisons	Jails	Contracted	Total
1994	2079	313		2392
1995	2163	222		2385
1996	2435	259		2694
1997	2421	657		3078
1998	2512	878		3390
1999	2986	647		3633
2000	3027	745		3772
2001	3252	677	177	4106
2002	3435	854	149	4438
2003	3669	901	101	4671
2004	3838	1020	106	4964
2005	3868	1264	109	5241
2006	3896	1259	336	5491
2007	4290	1194	424	5908
2008	4506	1155	436	6097
2009	4544	1266	440	6250
2010	4633	1454	444	6531
2011	4686	1691	442	6819
2012	4787	1782	442	7011
2013	4963	1567	443	6973
2014	5407	912	444	6763

Chart 2: Average WVDOC inmate population by Calendar Year, 1994-2014.



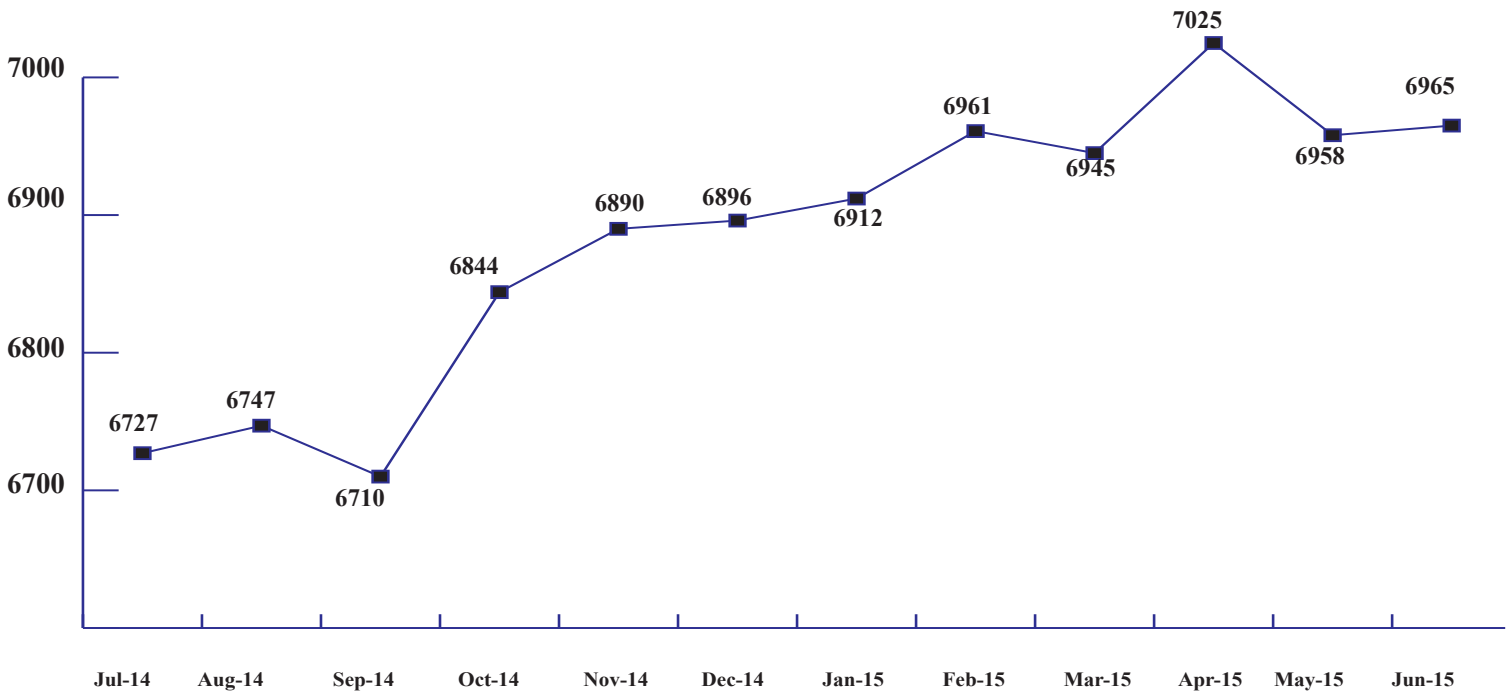
WVDOC Prison Population Statistics, continued...

Table 6: WVDOC End of Month Population Figures, FY 2015

Month	Prison	Jail	Total
Jul-14	5843	884	6727
Aug-14	5878	869	6747
Sep-14	5854	856	6710
Oct-14	5869	975	6844
Nov-14	5871	1019	6890
Dec-14	5867	1029	6896
Jan-15	5858	1054	6912
Feb-15	5827	1134	6961
Mar-15	5877	1068	6945
Apr-15	5847	1178	7025
May-15	5852	1106	6958
Jun-15	5850	1115	6965

Table 6 and Chart 3 show the end of the month inmate population for WV Division of Corrections sentenced inmates housed in DOC facilities, and those housed in by the WV Regional Jail Authority, during FY 2015.

Chart 3: End of Month inmate population by Month, FY 2015.



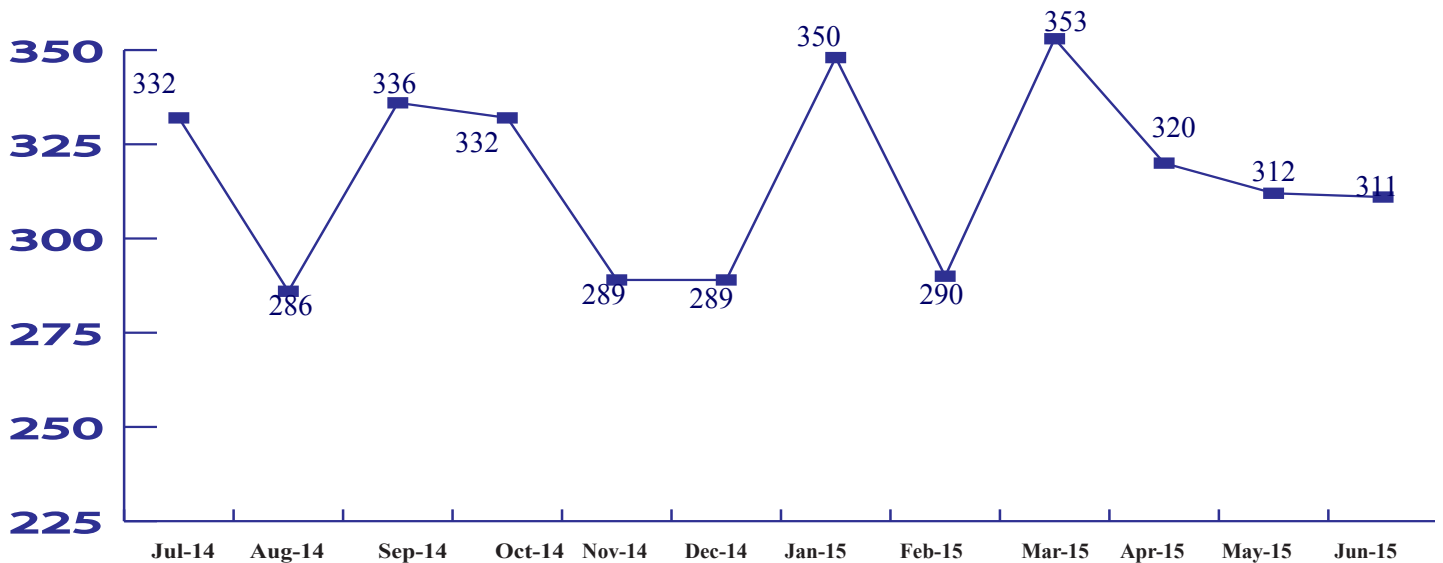
Commitments to WVDOC

Table 7: Inmate commitments to WVDOC custody, FY 2015.

***Please note: There were 20 Sex Offender Revocations not included in the table below, but included in the total number of commitments.*

Month	Regular	Diag	PVT	PVF	PRP	Home Conf. Rev.	Home Conf. Par. Rev.	Prob. Viol. Felony	Prob. Viol. Tech.	ACC	Esc. Returned	Returned As Fit	Com. Cor. Rev.	Total
Jul-14	169	10	16	1	29	8	0	0	54	39	0	0	3	332
Aug-14	174	14	6	2	14	7	0	0	44	23	1	0	1	286
Sep-14	183	12	16	1	33	14	0	0	50	16	2	2	4	336
Oct-14	185	16	14	2	17	19	1	1	38	33	3	0	3	332
Nov-14	126	5	14	3	62	6	0	0	48	21	0	0	3	289
Dec-14	146	18	9	0	28	16	0	0	40	23	0	1	5	289
Jan-15	220	15	10	1	29	15	3	1	32	17	2	1	1	350
Feb-15	155	18	11	3	9	11	0	0	53	23	0	2	3	290
Mar-15	189	15	15	1	48	12	0	0	43	27	1	1	0	353
Apr-15	168	7	9	2	14	13	0	0	78	17	0	0	8	320
May-15	183	9	20	0	39	6	0	0	31	21	2	0	1	312
Jun-15	193	9	8	0	31	9	0	0	34	25	0	1	1	311
Totals	2091	148	148	16	353	136	4	2	545	285	11	8	33	3800

Chart 4: Inmate commitments to WVDOC custody, FY 2015.



Abbreviation Guide:

- Regular:** Regular Commitment to a WVDOC facility of an appropriate security level.
- Diagnostic:** Commitment for evaluation purposes in order to assist Judges in making sentencing decisions.
- PVT:** Commitment returning a parolee to prison for a technical revocation.
- PVF:** Commitment returning a parolee to prison for a new felony.
- PRP:** Commitment returning a parolee to prison for a revocation due to pending felony/misdemeanor
- Home Conf. Rev.:** Commitment for revoked home confinement, supervised by local jurisdiction.
- Home Conf. Par Rev.:** Commitment for revoked home confinement - parole.
- ACC:** Commitment to the young adult facility, Anthony Correctional Center.
- Esc. Returned:** Escaped from WVDOC facility and returned to complete sentence.
- Returned as Fit:** Returned by Court to Anthony Correctional Center to complete program.

Releases from WVDOC

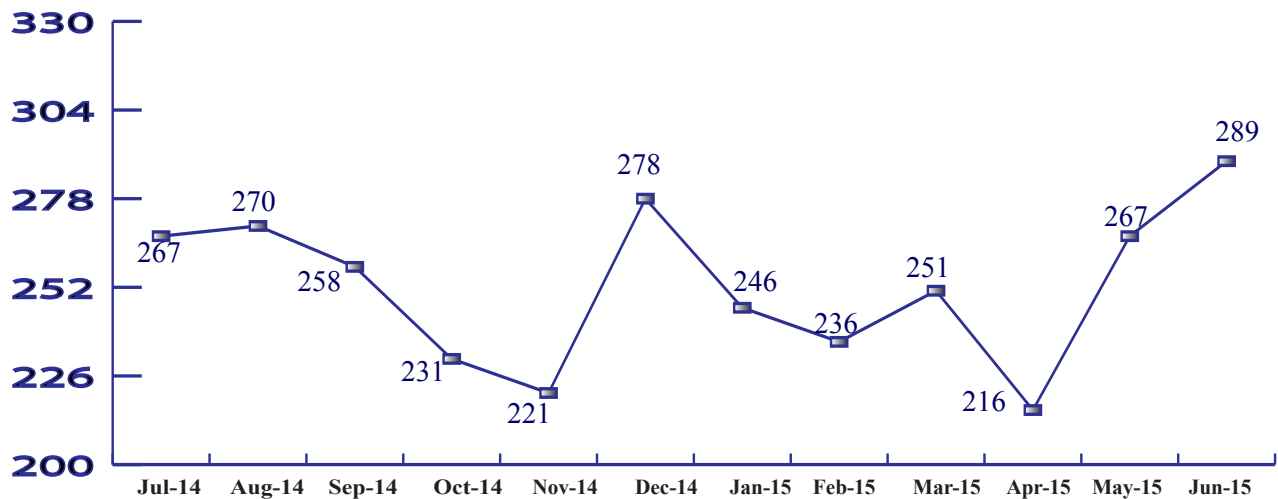
Table 8: Inmate releases from WVDOC prisons, FY 2015

Please note: There were 5 inmates released on mandatory supervision not included in the table below, but included in the total number of releases.

Month	# of Inmates Paroled	Medical Respite	Conditional Pardon	Full Pardon	Diagnostic Releases*	Escape	Death	# of Inmates Discharged	Court Ordered Release**	Total
Jul-14	161	0	0	0	4	0	4	69	29	267
Aug-14	152	0	0	0	5	0	1	66	46	270
Sep-14	150	0	0	0	7	2	0	64	35	258
Oct-14	147	0	0	0	2	3	3	50	26	231
Nov-14	107	0	0	0	3	1	1	76	33	221
Dec-14	172	0	0	0	2	0	2	74	27	278
Jan-15	136	0	0	0	2	0	3	64	41	246
Feb-15	141	0	0	0	7	0	4	61	23	236
Mar-15	141	0	0	0	1	1	1	73	33	251
Apr-15	149	0	0	0	7	0	0	44	15	216
May-15	167	0	0	0	5	1	2	50	41	267
Jun-15	181	0	0	0	1	0	3	62	41	289
Totals	1804	0	0	0	46	8	24	753	390	3030

(An additional 365 WVDOC sentenced inmates were released from the WV Regional Jail and Correctional Facility Authority in FY 2015)

Chart 5: Inmate releases from WVDOC prisons, FY 2015.



***Diagnostic Releases:** Diagnostic commitments to the WVDOC are typically for a temporary period of 60 days after which the inmate is released and reconsidered by the Court.

****COR:** Court Ordered Release; Although an inmate can be released from prison by court order for various reasons, the data in this column typically indicates releases from Anthony Correctional Center, a special young adult correctional institution.

Crime Statistics

The data presented in this report was gathered from the WVDOC Inmate Management Information System (IMIS) on June 30, 2015. This report includes data on those inmates in the legal custody of the WVDOC as of June 30, 2015. Unless otherwise noted, each inmate is represented only once in each table by their most serious crime.

Table 9: Crime Categories with specific offenses, FY 2015.

Offense	#	%
---------	---	---

Abduction		
Concealment or Removal of Child to Deprive Custodian of Custody	2	.03%
Threats to Kidnap or Demand Ransom	3	.04%
Abduction Total	5	.07%

Arson		
Starting Fire on Land of Another; 4th Deg. Arson	2	.03%
First Degree Arson	30	.43%
Second Degree Arson	11	.16%
Third Degree Arson	6	.09%
Arson Total	49	.71%

Assault		
Assault During Commission of a Felony	18	.26%
Battery Police Officers/Gov. Rep, Etc. 2nd Offense	5	.07%
Domestic Violence - Third Offense	58	.84%
Malicious/Unlawful Assault	108	1.56%
Malicious/Unlawful Assault Police Officers	3	.04%
Violation of Protective Order	2	.03%
Unlawful Assault	100	1.45%
Unlawful Assault on Governmental Representative	3	.04%
Unlawful Assault; Police Officers, Etc.	1	.01%
Wanton Endangerment Involving A Firearm or Destructive Incendiary Device	49	.71%
Assault Total	347	5.02%

Burglary/Breaking and Entering		
Breaking & Entering	285	4.12%
Breaking & Entering To Remove Equipment	1	.01%
Burglary by B&E	357	5.16%
Burglary, Daytime Without Breaking	194	2.81%
Burglary/Breaking and Entering Total	837	12.11%

Child Abuse/Neglect		
Abuse Or Neglect Of Incapacitated Adult	2	.03%
Child Abuse By Parent Resulting In Injury	27	.39%
Child Abuse By Parent W/Serious Bodily Injury	14	.20%
Child Abuse W/ Risk Of Serious Bodily Injury Or Death	13	.19%
Child Neglect By Parent Resulting In Death	25	.36%

Exposure of Children to Methamphetamine	18	.26%
Gross Neglect - Substantial Risk Serious Bodily Injury Or Death	53	.77%
Neglect By Parent Causing Injury	8	.12%
Neglect By Parent Causing Serious Bodily Injury	14	.20%
Parent Or Custodian Permits Death Of Child By Abuse	2	.03%
Parent, Guardian, Custodian or Other Person in Position of Trust Allowing Sexual Abuse of Child Over 16 by Another	2	.03%
Child Abuse/Neglect Total	178	2.57%

Counterfeiting/Forgery		
Counterfeiting	7	.10%
Forgery/Counterfeit/Documents/Plates/Certificates	4	.06%
Forging Or Uttering Other Writing	192	2.78%
Counterfeiting/Forgery Total	203	2.94%

Destruction/Damage/Vandalism of Property		
Removal, Injury To Or Destruction Of Property	25	.36%
Destruction of Property Total	25	.36%

Drug/Narcotic Offenses		
2nd Offense; Poss. of Ephedrine, Pseudoephedrine	1	.01%
Dist. to Persons Age 18 or Older w/i 1000 ft. of School; Non-Narcotic	1	.01%
Dist. to Persons Age 18 or Older w/i 1000 ft. of School; Narcotic	6	.09%
Dist. to Persons Under the Age of 18 Sch 1, 2, 3 Controlled Substance/Narcotic	1	.01%
Drug Offense 2nd or Subsequent Offense	5	.07%
Manufacture/Delivery Counterfeit I, 2, 3, 4 Controlled Substance/Narcotic	19	.27%
Manufacture/Delivery Sch I, 2, 3,4 Controlled Substance/Narcotic	553	8.00%
Obtain Controlled Substance by Fraud	14	.20%
Operating a Clandestine Drug Laboratory	162	2.34%
Possession of Precursor to Manufacture Methamphetamine	24	.35%
Transportation of Sch 1, 2, 3 Controlled Substance/Narcotic	4	.06%
Drug/Narcotic Offenses Total	790	11.43%

DUI		
Driving While License Suspended Or Revoked for DUI	45	.65%
DUI Third Offense	59	.85%
Fleeing From Officer-Vehicle-DUI-Felony	23	.33%
DUI Total	127	1.84%

Embezzlement		
Embezzlement - Banking Institution	8	.12%
Embezzlement Total	8	.12%

Extortion/Blackmail		
Extortion	1	.01%
Extortion Total	1	.01%

Crime Statistics, continued...

Fraud		
Access Computer Fraudulently Obtain Money	4	.06%
Attempt Fraudulent Use Credit Card Purchase Goods	2	.03%
Attempt To Fraudulently Use 10 or More Credit Cards	1	.01%
Forgery Credit Card	11	.16%
Fraud With Access Device-Felony	59	.85%
Fraudulent Claims to Insurance Companies	2	.03%
Fraudulent Schemes	18	.26%
Obtaining Money, Property Services By False Pretenses	14	.20%
Taking Identity Of Another Person	4	.06%
Unlawful Expenditure of Funds of Incapacitated Adult by Caregiver	3	.04%
Welfare Fraud--Felony	3	.04%
Fraud Total	121	1.75%

Homicide		
Attempt To Commit A Felony Punishable W/ Life	2	.03%
Attempt To Kill Or Injure By Poison	1	.01%
Convicted Twice Before (Habitual)	16	.23%
Death Of A Child By Parent, Guardian By Child Abuse	22	.32%
DUI With Death - Reckless Disregard - Felony	20	.29%
First Degree Murder	597	8.63%
Murder Of A Child By A Parent, Guardian Or Custodian Or Other Person By Refusal Or Failure To Supply Necessities, Or By Delivery, Administration Or Ingestion Of A Controlled Substance	3	.04%
Second Degree Murder	187	2.70%
Voluntary Manslaughter	63	.91%
Homicide Total	911	13.18%

Kidnapping/Abduction		
Abduction of Person, Kidnapping/ Concealing Child For Other Purposes	36	.52%
Abduction of Person, Kidnapping/ Concealing Child W/Purpose of Defiling	25	.36%
Penalty for Kidnapping Life W/Mercy	15	.22%
Penalty for Kidnapping Life W/O Mercy	2	.03%
Penalty for Kidnapping Where Victim Returned Unharmed After Ransom	5	.07%
Penalty for Kidnapping Where Victim Returned Unharmed Before Ransom Paid	15	.22%
Kidnapping/Abduction Total	98	1.42%

Larceny/Theft Offenses		
Grand Larceny	351	5.08%
Second Conviction For Petit Larceny	1	.01%
Shoplifting, 3rd Offense	47	.68%
Larceny/Theft Offenses Total	399	5.77%

Other		
Accessory	2	.03%
Aiding Escape	1	.01%
Altering Serial # on Motor Vehicle	1	.01%
An Inmate of Jail/Cor. Facility Possessing Poison, Dangerous Material, Controlled Sub.	1	.01%
Attempt To Commit A Felony W/Term Less than Life	194	2.81%
Conspiracy To Commit A Felony	366	5.29%
Cruelty to Animals	4	.06%
Disarming Officer Acting in Official Capacity	5	.07%
Disinternment or Displacement of Dead Body or Part	1	.01%
Escape Of Persons In Custody Of DOC/ Jail/Juvenile Center	9	.13%
Failure To Appear After Having Been Released On Bond	13	.19%
Failure To Meet An Obligation To Provide Support To Minor	7	.10%
Failure to Register/ 2nd Offense	1	.01%
Failure to Register/Provide False Information as Sexually Violent Predator	1	.01%
Failure to Register; Felony Penalty	78	1.13%
Fleeing From Officer; Vehicle- Death-Felony	1	.01%
Fleeing From Officer; Vehicle - Felony	36	.52%
Fleeing from Officer; Vehicle Injury-Felony	1	.01%
Obstruction or Removal of Any Part of Railroad	1	.01%
Offense by inmate resulting in 1-5 Yr. Term	1	.01%
Punishment for Accessory After the Fact	6	.09%
Removal Out of County Of Property Securing Claim	1	.01%
Retaliate-Public Official	3	.04%
Sexual Predator Failure to Register-Felony	4	.06%
Solicitation to Commit Non-violent Felonies	2	.03%
Other Total	740	10.70%

Pornography/Obscene Material		
Distribution And Exhibiting Of Material	24	.35%
Permits or Photographs Minors In Sexually Explicit Conduct	1	.01%
Photographing Minors in Sexually Explicit Conduct	4	.06%
Preparation, Sending, Distribution Or Exhibition Of Obscene Matter To Minor	5	.07%
Soliciting a Minor Via Computer	18	.26%
Use of Minor to Produce Obscene Matter	1	.01%
Use of Obscene Matter with Intent to Seduce Minor-1st Offense	3	.04%
Pornography/Obscene Material Total	56	.81%

*Please note that percentage subtotals may not sum exactly due to rounding.

Crime Statistics, continued...

Robbery		
Aggravated Bank Robbery - Weapon Specification	6	.09%
Bank Robbery	17	.25%
Battery Police Officers, Etc. 3rd Offense	1	.01%
First Degree Robbery With Weapon/ Attempted 1st Degree Robbery With Weapon	474	6.86%
Robbery Or Attempted Robbery; Penalties	5	.07%
Second Degree Robbery	118	1.71%
Robbery Total	621	8.98%

Sex Offenses, Forcible		
Child Sexual Abuse By Parent/Guardian or Other Person in Position of Trust	359	5.19%
Imposition of Sexual Intercourse/Intrusion on Incarcerated Persons by Corrections Employee	3	.04%
Parent/Guardian allowing Sexual Abuse of Child by Another	2	.03%
Sending, Distributing, Exhibiting, Possessing, Displaying, or Transporting Material by Parent, Guardian, Custodian	1	.01%
Rape	1	.01%
Sexual Abuse In The First Degree	232	3.36%
Sexual Assault In The First Degree	299	4.32%
Sexual Assault In The Second Degree	130	1.88%
Sex Offenses, Forcible Total	1027	14.85%

Sex Offenses, Non-forcible		
Incest	51	.74%
Indecent Exposure 3rd or Subsequent Offense	1	.01%
Revocation of Sex Offender Supervised Release	34	.49%
Sexual Assault In The Third Degree	151	2.18%
Sex Offenses, Non-forcible Total	237	3.43%

Stolen Property		
Bringing into State, Receiving, Disposing Stolen Property	7	.10%
Receiving or Transferring Stolen Goods	38	.55%
Receiving Or Transferring Stolen Vehicle	25	.36%
Stolen Property Total	70	1.01%

Weapon Law Violations		
Carrying Deadly Weapon Without License Or Other Authorization-2nd Offense	2	.03%
Criminal Use of Desctructive Device	1	.01%
Illegal Possession of Destructive Device/ Explosive	1	.01%
Persons Prohibited From Possessing Firearms	38	.55%
Threats of Terrorist Acts/Hoaxes	5	.07%

Transports Firearm, Drugs, Alcohol, Etc Onto Grounds of a Correctional Facility	1	.01%
Wanton Endangerment Involving Destructive Device	16	.23%
Weapon Law Violations Total	64	.93%

Grand Total	6914	100%
--------------------	-------------	-------------

Table 10: Crime Categories, FY 2015

Category	#	%
Abduction	5	.07%
Arson	49	.71%
Assault	347	5.02%
Burglary/Breaking and Entering	837	12.11%
Child Abuse/Neglect	178	2.57%
Counterfeiting/Forgery	203	2.94%
Destruction/Damage/Vandalism of Property	25	.36%
Drug/Narcotic Offenses	790	11.43%
DUI	127	1.84%
Embezzlement	8	.12%
Extortion/Blackmail	1	.01%
Fraud	121	1.75%
Homicide	911	13.18%
Kidnapping/Abduction	98	1.42%
Larceny/Theft Offenses	399	5.77%
Other	740	10.70%
Pornography/Obscene Material	56	.81%
Robbery	621	8.98%
Sex Offenses, Forcible	1027	14.85%
Sex Offenses, Nonforcible	237	3.43%
Stolen Property	70	1.01%
Weapon Law Violations	64	.93%
Grand Total	6914	100%

Crime Statistics, continued...

Inmate Demographics

Sentence Type

The following Tables show demographic information of inmates in WVDOC prisons on June 30, 2015.

Table 11: Inmates by Sentence Type FY 2015

Sentence Type	#	%
Anthony Center	227	3.28%
Diagnostic	10	.14%
Habitual Life	54	.78%
Life With Mercy	362	5.24%
Life Without Mercy	286	4.14%
Regular	5975	86.42%
Grand Total	6914	100%

Table 11 shows inmates by Sentence Type as of June 30, 2015. Life with mercy and life without mercy sentences are typically for first degree murder. However, kidnapping offenses can carry a life without mercy sentence as well. Habitual life offenders are serving life with mercy sentences for repeat offenses. This table includes WVDOC Inmates in the regional jails.

Security Classification

Table 12: Inmates by Classification FY 2015.

Security Class	#	%
Community	746	12.90%
Minimum	1139	19.69%
Medium	2407	41.61%
Close	430	7.43%
Maximum	640	11.07%
Receiving/Intake	422	7.30%
Grand Total	5784	100%

Table 12 shows the security classification breakdown for those inmates held in WVDOC prisons on June 30, 2015. Inmates classified as Receiving/Intake have not been through the formal classification process and are still assigned to an intake/diagnostic unit. This table **does not** include inmates in the regional jails sentenced to the WVDOC.

Education Level

Table 13: Inmates by Education Level FY 2015.

Education Category	#	%
Did Not Graduate High School	1420	24.55%
GED	2206	38.14%
High School Diploma	1679	29.03%
Post High School Education	324	5.60%
Unknown	155	2.68%
Grand Total	5784	100%

Race & Gender

Table 14: Inmates by Race and Gender FY 2015.

Race	Gender	#	%
American Indian/Alaska Native	M	13	.22%
	F	1	.02%
Asian	M	2	.03%
Black	F	25	.43%
	M	669	11.57%
Hispanic or Latino	M	36	.62%
Multi-Racial or Other	M	56	.97%
Native Hawaiian or Pacific Islander	M	1	.02%
White	F	538	9.30%
	M	4443	76.82%
Grand Total		5784	100%

Age Category

Table 15: Inmates by Age Group FY 2015.

Age Category	#	%
Under 20	6	.10%
20 - 29	1523	26.33%
30 - 39	1879	32.49%
40 - 49	1196	20.68%
50 - 59	761	13.16%
60 - 69	332	5.74%
70 - 79	79	1.37%
80 and Over	8	.14%
Grand Total	5784	100%

Classes Completed

Table 16: Classes/Educational Programs Completed by Inmates, FY 2015.

Class /Programs Category	Number Completing Class
Affective Social Programs	3799
Computer Classes	224
Crime Specific Classes	257
Sex Offender Classes	160
Education Classes	2859
ABE/GED Classes	159
College Courses	272
Pre-Release Preparation Classes	99
Lifeskills Classes	3081
Substance Abuse Classes	3543
Vocational Classes	964
Total Classes Completed	15417

Please note that Tables 12-16 only contain information on inmates that are incarcerated in WVDOC prisons. They **do not** include information on WVDOC inmates in the regional jails.

Inmate Demographics, continued...

Community Service

Table 17: Community Service Completed by Inmates and Parolees by Category, FY 2015

	Local Church	Community Cleanup	DOH Crews	County Commissions	Other MAPS Agencies	Other State Agencies	Schools	Charity Organizations	Cities/Towns	Parks	Adopt-A-Highway	Farm Commission	Humane Society	Crime Victim Awareness	Other	Total
ACC	0	0	0	0	0	0	0	0	676	1232	0	0	0	0	84	1,992
BCC	0	0	0	1956	337	2928	0	3422.5	16	0	0	0	0	0	0	8,659.5
CCC	231	801	0	0	629	41	0	600	415	0	159	0	0	0	464	3,340
DCC	0	0	21812	0	76036	0	0	0	0	0	0	0	0	0	0	97,848
HWRC	1521.5	0	0	0	0	0	254.5	6592.5	85.5	0	46	0	0	16	2012	10,528
HWC	0	79	17381	0	0	1246	2294	1505	1528	0	0	23763	0	0	2060	49,855.5
LCC	109.5	0	13024	64.5	0	180	0	164.5	54	0	0	1054	77	0	28	14,755.5
MCDO	0	8204	15370	948	0	0	0	0	28	0	60	0	0	0	0	24,610
OCCC	640	3824	5792	132	135	3125	240	0	1341	0	0	0	0	80	0	15,309
PBCC	4568	48	0	0	0	0	86	5906	4143	0	0	0	546	24	918	16,239
PCC	0	0	38170	1360	0	7120	680	1280	16298	7495	0	3825	760	0	800	77,788
SCC	0	0	55770	0	0	0	0	0	1160	0	0	0	0	0	0	56,930
SMCC	16	260	5232.5	20	0	32	24	40	240	0	0	0	40	8	400	6,312.5
SWC	2195	3093	94000	0	0	0	479.5	2682	3828	0	0	0	1089.5	0	289	107,656
PAROLE	4809	315	0	2328	2025	5092	304	4743	1361	50	466	0	248	0	1644	23,385
TOTAL	14,090	16,624	266,551.5	6,808.5	79,162	19,764	4,362	26,935.5	31,173.5	8,777	731	28,642	2,760.5	128	8,699	515,208.5

Total Hours of Community Service = 515,208.50



Pictured above---McDowell County Correctional Center inmates work with the Adopt A Highway Program

County of Commitment of DOC Inmates in Prison

Chart 6 shows the County of Commitment for WVDOC Inmates as of June 30, 2015, by most serious crime. Kanawha County (742) currently has the most sentenced offenders in WVDOC prisons, followed by Cabell (499), Mercer (446), and Wood (316) Counties. The four counties with the least sentenced offenders sentenced to the WVDOC prisons were Tucker (3), Pleasants (12) Pocahontas (15), and Wirt (16).

Chart 6: Number of Commitments by County on June 30, 2015.



DOC Parole & Probation Population Statistics

On June 30, 2015, there were 3264 total clients under the supervision of WVDOC Parole Services. Of those 3264 clients it should be noted that 1174 are out of state cases.

Table 18: Parole Services Clients by type June 30, 2015.

Client Type	#	%
West Virginia Parolees	2088	63.97%
Out of State Probationers	989	30.30%
Out of State Parolees	185	5.67%
Mandatory Supervision	2	.06%
Total	3264	100.00%

Chart 7: Client percentages by Type - June 30, 2015.

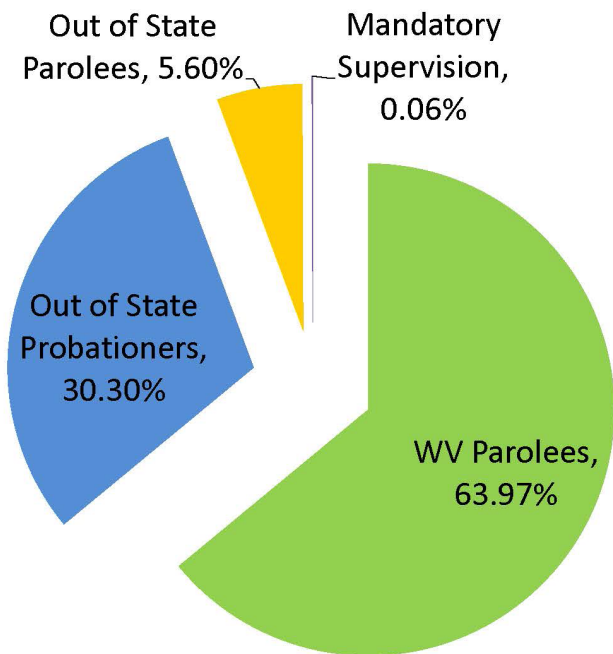


Table 19: Parole Services Clients by type 2006-2015.

Calendar Year	WV Parolees	Out of State Probationers	Out of State Parolees	Mandatory Supervision	Total
2006	1202	806	170	0	2178
2007	1211	788	171	0	2170
2008	1464	778	173	0	2415
2009	1491	906	172	0	2569
2010	1264	944	166	0	2374
2011	1466	904	177	0	2547
2012	1498	885	172	0	2555
2013	1813	893	183	0	2889
2014	2074	932	182	0	3188
2015	2088	989	185	2	3264



Pictured above are Parole Services staff attending the Parole Services Conference held at Canaan Valley Resort in September 2014.

Parole Services Caseload by County

Chart 8: Parole Services Caseloads by County on June 30, 2015



Chart 8 shows the number of clients supervised by Parole Services, by county at the end of FY 2015. Mercer County had the highest case load, followed by Kanawha, Cabell, Berkeley, and Wood Counties. Some reasons for these high numbers are the fact that Kanawha and Cabell counties have high populations compared to the rest of the state, while Berkeley and Mercer border other states and supervise a large number of interstate compact cases.

MOCK Riot 2015 Core Components and Summary

History:

In its present form, the Mock Prison Riot (MPR) is a four-day comprehensive law enforcement and corrections tactical and technology tradeshow, including 44,000 square feet of exhibit space, training scenarios, technology demonstrations, certification and other workshops, a Skills Competition, and unlimited opportunities for feedback, networking, and camaraderie on a global scale. What sets the Mock Prison Riot apart from other industry events is the opportunity for practitioners and developers to actually see, touch, deploy, and offer immediate feedback on technologies under realistic conditions.

The first MPR was held on the grounds of the decommissioned West Virginia Penitentiary in Moundsville in 1997 and was executed as part of a federally-funded program of the United States Department of Justice (DOJ), National Institute of Justice (NIJ), Office of Justice Programs (OJP). The program's initial mission was to develop and deploy an active, broad-based national program to assist in the commercialization of innovative technology for use by the law enforcement and corrections (LEC) community. The Mock Prison Riot was born from the program's practice of deploying, demonstrating, and evaluating emerging and existing law enforcement and corrections technologies, as directed by the NIJ. Technology developers and practitioners were brought together, en masse, once a year at the decommissioned WV Penitentiary during the Mock Prison Riot to deploy products in demonstrations and tactical scenarios, thereby garnering immediate and formal feedback and saving time and money in the product development cycle. Over the years, there has been no other means, especially for the corrections industry, for such activities to take place.

In January of 2011, the NIJ announced that it would be eliminating funding entirely for the Mock Prison Riot. In 2012, the West Virginia Division of Corrections and the West Virginia Corrections Training Foundation, a 501(c)(3) non-profit corporation, assumed joint responsibility for the Mock Prison Riot.

2015 Mock Prison Riot Statistics:

Total attendance was 1,246, an increase of about 150 from last year.

The following states were represented: Alabama, California, Colorado, Connecticut, District of Columbia, Florida, Georgia, Idaho, Illinois, Indiana, Kansas, Kentucky, Louisiana, Maine, Maryland, Massachusetts, Michigan, Mississippi, Missouri, Nevada, New Hampshire, New Jersey, New Mexico, New York, North Carolina, Ohio, Pennsylvania, Rhode Island, South Carolina, Tennessee, Texas, Vermont, Virginia, Washington, West Virginia, Wisconsin, and Wyoming.

The following countries were: Antigua and Barbuda, Bahamas, Barbados, Canada, Grenada, Guatemala, Hong Kong, Israel, Mali, Mexico, Morocco, Niger, Norway, Paraguay, Saint Kitts and Nevis, Saint Lucia, Senegal, Singapore, Sudan, Suriname, Trinidad and Tobago, and Tunisia.

2015 marked the most foreign countries participating in the history of the Mock Prison Riot.

There were 43 participating teams from around the United States and the world and 55 exhibitors.

For the third consecutive year, the Michigan Department of Corrections won the Skills Competition, held in conjunction with the Mock Prison Riot. A representative from Singapore Prison Services – SPEAR Force won the Super SWAT Competition.

WV DOC, NTOA, and MPR:

The National Tactical Officers Association (NTOA) has developed a new, corrections-specific program and previewed offerings for the first time during the 2015 Mock Prison Riot. "We were very excited to welcome the NTOA to the 2015 Mock Prison Riot," said West Virginia Division of Corrections Commissioner Jim Rubenstein. "Our agency has been a long-standing member of the NTOA, and we have employees who are individual members, so we truly appreciate what the NTOA brings to the table as far as education and training."

NTOA officials offered one-hour briefings on their new corrections program as well as three, one-hour lectures: "Tactical Movement Through L and T Shaped Intersections," "Actions at the Primary Entry Point", and "Team Tactics for Open-Area Assaults."

NTOA Executive Director Mark Lomax said, "Since 1983, the NTOA has been improving public safety and domestic security through training, education and tactical excellence. The NTOA is proud to partner with the Corrections community in enhancing tactical training and technology deployment."

MOCK Prison Riot

Historically, the NTOA has focused on training and excellence in Special Weapons and Tactics (SWAT) operations, primarily for street law enforcement. The fit between the NTOA and the Mock Prison Riot is a natural one, Rubenstein said, particularly as it applies to training and technology deployment for the Corrections industry. “Although we may accomplish them in a different venue and manner, our organizations share many of the same goals – education, training, and technology deployment,” Rubenstein said. “We are very excited to see this expansion of the NTOA’s offerings for the Corrections realm. We know without a doubt that the NTOA will extend its high standards of excellence to this new program, and we look forward to growing a relationship between the NTOA and the Mock Prison Riot, which, in turn, will benefit corrections practitioners all over the U.S. and the world.”

MPR’s Economic Impact:

The impact of the Mock Prison Riot (MPR) for the law enforcement and corrections industry is global in scale and is just as critical for the Northern Panhandle of West Virginia, resulting in millions of dollars contributed to the local economy since its inception in 1997. Bringing 800 to 1,700 law enforcement, corrections, and public safety practitioners and technologists to the area for a week has a powerful, direct impact on sales at hotels and restaurants in Wheeling, Moundsville, and surrounding cities and towns. Long-term, indirect effects include opportunities to put the state of West Virginia on the world stage.

Throw a rock in a pond and you get ripples; throw outside dollars into a community and you get ripples of spending and re-spending that bolster the economy. It’s known as the multiplier effect—when visitors at an event like the MPR spend dollars in the community, local businesses and individuals receiving these dollars in turn spend some of those dollars locally, which in turn are re-spent, and on and on in successive, diminished cycles of spending. As dollars circulate, the money filters out to grocery stores, restaurants, nightclubs, gas stations, gift shops, recreation areas, and other local businesses. The direct economic spillover from the MPR has been substantial and expands every year that attendance grows. The first MPR had 70 attendees; 10 times that many arrived the following year, and that number doubled by 1999. Since then, attendance has ranged from 1,200 to 1,800 in any given year and the event now encompasses four days.

Federal Collaboration:

The WV DOC and the Mock Prison Riot continue collaborating with federal entities for the benefit of corrections practitioners around the United States and the world.

- United States Department of State

The WV DOC partners with the U.S. State Department’s International Narcotics and Law Enforcement, Office of Criminal Justice Assistance and Partnership to promote best practices for training and technology exposure around the world.

- United States Department of Commerce

The United States Export Assistance Center, United States Department of Commerce continues to promote the Mock Prison Riot at U.S. embassies around the world.




Sharon Goudy, Project Manager, WV Correctional Training Foundation




WVDOC Retirements

The following is a list of individuals who retired from the WV Division of Corrections in FY 2015. We thank them for their many years of service to the DOC and wish them happiness in their new journeys!

Name	Years of Service	Facility
Jan Chamberlain	43	CO
Ed Littell	39	NCC
Shriley Walker	38.5	DCC
Wayne Bennett	36	HCC
Grover Rosencrance	35	HCC
Jim Ielapi	34	CO
Chris Miller	34	NCC
Randy Butcher	33	Industries
James McGilton	32	NCC
Debra Cottrell	31	HCC
Paul Gabel	28	Industries
Milton "Lou" Stevens	26	PCC
Delmer Winebarger	24	MCDO
Louanne Riggsby	23	DCC
Dave Martin	21.5	Industries
Sarah Trickett	21.5	PCC
Lucy Culver	20	HCC
Sharon Holcomb	20	MOCC
Elizabeth Lohner	20	HCC
Dianne Martin	20	MOCC
Karen Nichols	20	CO
Virgil Stephenson	20	SCC
Betty Beatty	16	SMCC
Linda Conaway	16	SMCC
Sandra Fletcher	16	SMCC
Robert Armstrong	15	HCC
Sandra Hutzell	15	HCC
Howard Montgomery	15	MOCC
Benton Petry	15	MOCC
Dave Reynolds	15	DCC
Wesley Duncan	14.5	HCC
Terry Birdsong	14	LCC
Charlotte Ervine	14	HCC
Gregory Fragmin	14	SCC
Terri VanFossen	12.5	CO
Donald Jones	12	HCC
Chuck Mankins	12	SMCC
Vina-Marie Whitehair	11.5	PCC
Edward Easley	11	SCC
Jerry Keyes	11	LCC
Robert VanFossen	10	MOCC
Pamela Hughes	9	HCC
Lee Harvey	8.5	CO
Linda Hill	8	LCC
Gary Simmons	8	HCC
Robert Simsa	7	NCC
Janet Nelson	3.5	ACC
Brenda Taylor	3	HCC



WVDOC Retirements



WVDOC Offender Focus



Correctional Industries at Denmar Correctional Center receives fence upgrades



Inmates at Lakin Correctional Center work in the garden.



Huttonsville Correctional Center Dorm 9 RSAT Graduates-raise money for the Wounded Warrior Project



St. Marys Correctional Center inmates receiving their High School Diplomas.



In June 2015, the Annual Open House event was held at Lakin Correctional Center



Inmates at Mt. Olive Correctional Complex generated several drawings of 6 week old Sophia Steffel, who passed away at a Cincinnati hospital. Her father had reached out to media outlets, requesting a picture of his daughter without tubes.


WVDOC Offender Focus



Laotong Yoga Program at Mt. Olive Correctional Complex



Pruntytown Correctional Center dog participating in Paws4Prisons Program.



Salem Correctional Center Paws4Prison Program.



Pruntytown Correctional Center inmates participating in the Harvest Now Program.



Participants of the "Day With Dads" event at St. Marys Correctional Center



Lakin Correctional Center Paws4Prison Program.

Phone & Address Directory

WVDOC Central Office

Jim Rubenstein, Commissioner
Mike Coleman, Deputy Commissioner
Loita Butcher, Asst. Commissioner
Paul Simmons, Asst. Commissioner

Division of Corrections
1409 Greenbrier St.
Charleston, WV 25311
(304) 558-2036 Phone

Martinsburg Correctional Center

Scott Paugh, Warden
Scott.E.Paugh@wv.gov
38 Grapevine Rd.
Martinsburg, WV 25405
(304) 267-0156 Phone
(304) 267-0196 Fax



McDowell County Correctional Center

Dennis Dingus, Warden
Dennis.R.Dingus@wv.gov
50 Court Street
Welch, WV 24801
(304) 436-8530 Phone
(304) 436-8565 Fax

Pruntytown Correctional Center

Lance Yardley, Warden
Lance.Yardley@wv.gov
PO Box 159
Grafton, WV 26354-0159
(304) 265-6111 Phone
(304) 265-6120 Fax

Corrections Academy

Randy Perdue, Director
PO Box 850
Glenville, WV 26351
(304) 462-3044 Phone
(304) 462-3052 Fax

Denmar Correctional Center

Mark Williamson, Warden
Mark.A.Williamson@wv.gov
4319 Denmar Road
Hillsboro, WV 24946
(304) 653-4201 Phone
(304) 653-4855 Fax

Mt. Olive Correctional Complex/ Slayton Work Camp

David Ballard, Warden
David.K.Ballard@wv.gov
1 Mountainside Way
Mt. Olive, WV 25185
(304) 442-7213 Phone
(304) 442-7225 Fax

Salem Correctional Center

David Jones, Warden
David.W.Jones@wv.gov
7 Industrial Blvd.
Industrial, WV 26426
(304) 782-2371 Phone
(304) 782-4816 Fax

Correctional Institutions

Anthony Correctional Center

Mike Martin, Warden
Michael.K.Martin@wv.gov
313 Anthony Center Drive
White Sulphur Springs, WV 24986
(304) 536-3911 Phone
(304) 536-3916 Fax

Huntington Work Release

Renae Stubblefield, Administrator
Sharon.R.Stubblefield@wv.gov
1236 5th Avenue
Huntington, WV 25701

Northern Correctional Center

Karen Pszczolkowski, Warden
Karen.A.Pszczolkowski@wv.gov
112 Northern Region Correctional Dr.
Moundsville, WV 26041
(304) 843-4067 Phone
(304) 843-4073 Fax

St. Marys Correctional Center

Patrick Mirandy, Warden
Patrick.A.Mirandy@wv.gov
2880 N Pleasants Highway
St. Marys, WV 26170
(304) 684-5500 Phone
(304) 684-5506 Fax

Beckley Correctional Center

William Vest, Warden
William.J.Vest@wv.gov
111 S. Eisenhower Drive
Beckley, WV 25801
(304) 256-6780 Phone
(304) 256-6782 Fax

Huttonsville Correctional Center/ Huttonsville Work Camp

Marvin Plumley, Warden
Marvin.C.Plumley@wv.gov
PO Box 1
Huttonsville, WV 26273
(304) 335-2291 Phone
(304) 335-4256 Fax

Ohio County Correctional Center

William Yurcina, Administrator
William.H.Yurcina@wv.gov
1501 Eoff Street
Wheeling, WV 26003
(304) 238-1007 Phone
(304) 238-1009 Fax

WV Correctional Industries

Eddie Long, Director
Eddie.N.Long@wv.gov
617 Leon Sullivan Way
Charleston, WV 25301
(304) 558-6054 Phone
(304) 558-6056 Fax

Charleston Correctional Center

Jeff Stinnett, Warden
Jeff.A.Stinnett@wv.gov
1356 Hansford Street
Charleston, WV 25301
(304) 340-6921 Phone
(304) 558-1537 Fax

Lakin Correctional Center

Lori Nohe, Warden
Lori.A.Nohe@wv.gov
11264 Ohio River Road
West Columbia, WV 25287
(304) 674-2440 Phone
(304) 675-6199 Fax

Parkersburg Correctional Center

Anne Thomas, Warden
Anne.F.Thomas@wv.gov
225 Holiday Hills Drive
Parkersburg, WV 26104
(304) 420-2443 Phone
(304) 420-2477 Fax



Robert Arnold, Director
 Georgi Watson, Secretary
 Laura Toler, Electronic Monitoring
 Brenda Huffman, Employment Coordinator
 Michael Hale, Housing Coordinator
 1409 Greenbrier Street
 Charleston, WV 25311
 (304) 558-2036 Phone
 (304) 558-8430 Fax

Parole Services Directory

Southern District Supervisor
Regions 1, 2, 3, 4
Doug Workman
 159 Davis Street
 Princeton, WV 24739
 (304) 425-7487 Phone
 (304) 425-0444 Fax

Region 1
Kaitlin Watson, Regional Director, 100
 Nick Stone, 101
 Jessica Marsh, 102
 Ryan Beals, 103
 John Smith, 104
 Paula Graves, 105
 Brian Templeton, 106
 801 Madison Avenue, Ste 200
 Huntington, WV 25704
 (304) 528-5515 Phone
 (304) 528-5517 Fax

Becky Harrison, 120
 John Tackett, 121
 Joshua Croaff, 122
 229 Stratton Street, Rm 306
 Logan, WV 25601
 (304) 792-7218 Phone
 (304) 792-7220 Fax

Region 2
Mike Brown, Regional Director, 200
 Roshana Gray, 201
 Hillary Brown, 202
 Jordan McKinley, 203
 Simona Southall, 204
 Robert Alford, 205
 1339 Plaza East
 Charleston, WV 25301
 (304) 558-3597 Phone
 (304) 558-0441 Fax

Region 3
Jason Redden, Regional Director, 300
 Morgan Hughes, 301
 Heather Huffman, 302
 Sue Flint, 303
 Brittany Shrader, 304
 Vacant, 305
 Brandi Otey, 306
 3225 Robert C Byrd Drive
 Beckley, WV 25801
 (304) 256-6950 Phone
 (304) 250-6551 Fax

Vacant, 320
 916 Washington Street W, Suite 1
 Lewisburg, WV 24901-2091
 (304) 647-7545 Phone
 (304) 647-7747 Fax

Region 4
Jill Bryant, Regional Director, 400
 Irisca Leggett, 401
 Vacant, 402
 Jeff Hall, 403
 Erica Martin, 404
 William Hicks, 405
 159 Davis Street
 Princeton, WV 24739
 (304) 425-7487 Phone
 (304) 425-0444 Fax

Brandon Hale, 420
 Vacant, 421
 110 Park Avenue, Ste 111
 Welch, WV 24801
 (304) 436-3851 Phone
 (304) 436-4686 Fax

Northern District Supervisor
Robert Arnold
Regions 5, 6, 7
 215 West Main Street
 Clarksburg, WV 26301
 (304) 627-2308 Phone
 (304) 627-2311 Fax

Region 5
Steve Spaulding, Regional Director, 500
 Jeff Dyke, 501
 Joshua Lott, 502
 Clarissa Hill, 503
 225 Holiday Hills Drive, Ste 1
 Parkersburg, WV 26104
 (304) 420-4630 Phone
 (304) 420-4617 Fax

Zach Schane, 520
 Chris Harris, 521
 Melissa Miller, 522
 Larry Bunting Jr, 523
 1025 Main Street
 Wheeling, WV 26003
 (304) 238-1030 Phone
 (304) 238-1137 Fax

Barb Pentz, 540
 Richard Doss, 541
 117 North Court Street
 Ripley, WV 25271
 (304) 372-7854 Phone
 (304) 372-7856 Fax

Region 6
Aaron Linn, Regional Director, 600
 Chris Bright, 601
 Shari Wince, 602
 Bryant Wallace, 603
 1513 Harrison Avenue
 Elkins, WV 26241
 (304) 637-0379 Phone
 (304) 637-2804 Fax

Bryan Ware, 620
 Donald (DJ) Poling, 622
 John Shelhammer, 623
 Heidi Leaseburge, 624
 Charles Carpenter, 625
 215 West Main Street
 Clarksburg, WV 26301
 (304) 627-2308 Phone
 (304) 627-2311 Fax

Region 7
Kelly Franklin, Regional Director, 700
 Jannette Beeson, 701
 Jonathan Dugan, 702
 William Lewis, 703
 David Bolts, 704
 Emily LeDane, 705
 1520 Winchester Avenue
 Martinsburg, WV 25405
 (304) 267-0055 Phone
 (304) 267-0132 Fax

Gary Parish, 720
 Kelley Siler, 721
 Kristi Shockey, 722
 102 N. Main Street
 Keyser, WV 26726
 (304) 788-0386 Phone
 (304) 788-0387 Fax

Region 8 Enhanced Supervision Officers

Matthew Currence
Reentry Coordinator, 807
 1513 Harrison Avenue
 Elkins, WV 26241
 (304) 637-0379 Phone
 (304) 637-2804 Fax

Calvin Lease III, 804
 1520 Winchester Avenue
 Martinsburg, WV 25405
 (304) 267-0055 Phone
 (304) 267-0132 Fax

Dave Toler, 801
 3225 Robert C Byrd Drive
 Beckley, WV 25801
 (304) 256-6950 Phone
 (304) 250-6551 Fax

Joseph Hall, 805
 159 Davis Street
 Princeton, WV 24739
 (304) 425-7487 Phone
 (304) 425-0444 Fax

Bryan Thompson, 802
 1513 Harrison Avenue
 Elkins, WV 26241
 (304) 637-0379 Phone
 (304) 637-2804 Fax

Aaron Williams, 806
 225 Holiday Hills Drive, Ste 1
 Parkersburg, WV 26104
 (304) 420-4630 Phone
 (304) 420-4617 Fax

Tim Scarberry, 803
 801 Madison Avenue, Ste 200
 Huntington, WV 25704
 (304) 528-5515 Phone
 (304) 528-5517 Fax

Jeremy Napier, 808
 1339 Plaza East
 Charleston, WV 25301
 (304) 558-3597 Phone
 (304) 558-0441 Fax

Tables and Charts Index

Tables Index

Page

Table 1. WVDOC Employees completing Basic Training, FY 2015.	58
Table 2. WVDOC Employees completing Required Training, FY 2015.	58
Table 3. General Revenue Expenditures by Category Inclusive of Institutions, Parole Services, Academy, Central Office, and Special Services, FY 2015.	59
Table 4. Cost Per Inmate, Exclusive of Parole Services, Central Office Administrative Costs, Medical Costs & Payments to Jails, FY 2015.	59
Table 5. WVDOC average yearly inmate population, Calendar Year 1993-2014.	60
Table 6. WVDOC End of Month Population Figures, FY 2015.	61
Table 7. Inmate commitments to WVDOC custody, FY 2015.	62
Table 8. Inmate releases from WVDOC prisons, FY 2015.	63
Table 9. Crime Categories with Specific Offenses FY 2015.	64
Table 10. Crime Categories FY 2015.	66
Table 11. Inmates by Sentence Type FY 2015.	67
Table 12. Inmates by Security Classification FY 2015.	67
Table 13. Inmates by Education Level FY 2015.	67
Table 14. Inmates by Race & Gender FY 2015.	67
Table 15. Inmates by Age FY 2015.	67
Table 16. Educational Programs/Classes Completed FY 2015.	67
Table 17. Community Service FY 2015	68
Table 18. Parole Services Clients by Type, June 30, 2015.	70
Table 19. Parole Service Clients by Type, 2006-2015.	70




Charts Index

Page

Chart 1. Average Daily Cost of inmate by institution, FY 2015	58
Chart 2. Average WVDOC inmate population by Calendar Year, 1993-2014.	60
Chart 3. End of Month inmate population by Month, FY 2015	61
Chart 4. Inmate commitments to WVDOC custody, FY 2015.	62
Chart 5. Inmate releases from WVDOC prisons, FY 2015.	63
Chart 6. County of Commitment of WVDOC inmates in Prison June 30, 2015	69
Chart 7. Parole Services Client percentages by type - June 30, 2015.	70
Chart 8. Parole Services caseload by county - June 30, 2015.	71

In Memory

Please take a moment to remember the following staff we've lost this past fiscal year:



Terri VanFossen, Central Office; Timothy Paul, Northern Correctional Center; Virginia Scadden, St. Mary's Correctional Center; Robert Monroe, Salem Correctional Center; Elizabeth "Beth" Bereznak, Mt. Olive Correctional Complex; Michael Clark, Mt. Olive Correctional Complex; Brandon Mooney, Mt. Olive Correctional Complex, and Brian DeBoard, Mt. Olive Correctional Complex



Acknowledgments

THANK YOU to all WVDOC employees who contributed to the FY2015 Annual Report. This report is dedicated to all of our staff who work diligently day in, day out, with the common goal of enhancing the safety of the citizens of West Virginia.

Special Thanks to Rema Jordan and Tanya Bradshaw for their assistance in editing this report.

*Rebecca Hildebrand
Research Analyst/Editor*

The DOC Office of Research & Planning is responsible for the preparation of the Annual Report. Comments and suggestions pertaining to the report are welcome. If you would like to make a suggestion or would like to request a copy of this report, please contact the Office of Research & Planning at (304) 558-2036.

Debbie Richmond, Director of Research & Planning
Rebecca Hildebrand, Research Analyst
Rema Jordan, Office Assistant

West Virginia Division of Corrections

Jim Rubenstein, Commissioner
Mike Coleman, Deputy Commissioner
Loita Butcher, Assistant Commissioner
Paul Simmons, Assistant Commissioner
Brad Douglas, Chief of Staff

WVDOC FY15 Annual Report Compiled & Edited By:

Rebecca Hildebrand, Research Analyst



Photo by: Rebecca Hildebrand



This report was printed by West Virginia Correctional Industries (WVCI).

WVCI can handle all your printing needs.

Call (304) 843-4079 for information.

<http://wvcorrectionalindustries.com/>