


*WV Regional Jail and Correctional  
Facility Authority*



*Annual Report FY 2015*

*Earl Ray Tomblin, Governor*

*Joseph C. Thornton, Secretary of DMAPS*

*David A. Farmer, Executive Director*

# STATE OF WEST VIRGINIA



## WEST VIRGINIA REGIONAL JAIL AND CORRECTIONAL FACILITY AUTHORITY

Earl Ray Tomblin  
Governor

1325 Virginia Street, East  
Charleston, WV 25301-3011  
(304)558-2110  
FAX: (304)558-2115

Joseph C. Thornton  
Cabinet Secretary

January 2015

Honorable Earl Ray Tomblin  
Governor of West Virginia

Capitol Building  
1900 Kanawha Blvd., East  
Charleston, WV 25305

Dear Governor Tomblin,

In accordance with the West Virginia Code, Chapter 5, Article 1, Section 20, the Annual Report for Fiscal Year 2015 of the West Virginia Regional Jail and Correctional Facility Authority is hereby submitted for your review.

Sincerely,

A handwritten signature in blue ink, appearing to read "David A. Farmer".

David A. Farmer  
Executive Director



# TABLE OF CONTENTS



**Message From the Secretary of Military Affairs and Public Safety .....4**

**WVRJ&CFA Leadership .....5**

**WVRJ&CFA Board Members.....6**

**Facility Administrators.....7**

**Facilities and Locations .....8**

**History of WVRJ&CFA .....9**

**Vision, Mission, and Core Values ..... 11**

**Statements of Responsibility .....12**

**Operations .....13**

**Human Resources and Staff Development.....13**

**Programs .....14**

**Risk Management .....14**

**Purchasing .....15**

**General Counsel.....15**

**Training.....16**

**Asset Planning & Special Projects .....16**

**Accounting .....17**

**Programs Statistics .....20**

**Inmate Population Data .....24**

**Crime Statistics .....26**

**Employees of the Year .....28**

**Facility Layout .....29**



# MESSAGE FROM THE SECRETARY OF MILITARY AFFAIRS AND PUBLIC SAFETY



State of West Virginia  
**OFFICE OF THE SECRETARY**  
**DEPARTMENT OF MILITARY AFFAIRS AND PUBLIC SAFETY**  
1900 Kanawha Blvd., E.  
Charleston, West Virginia 25305  
Telephone: (304) 558-2930  
Facsimile: (304) 558-6221

**EARL RAY TOMBLIN**  
GOVERNOR

**JOSEPH C. THORNTON**  
CABINET SECRETARY

The West Virginia Regional Jail and Correctional Facility Authority has continued to take on challenges and fulfill its crucial public safety mission, and I am pleased to present its latest Annual Report.

The past year has been marked by the strong leadership of the agency's new Executive Director, David Farmer. A true veteran who has risen through the ranks, Dave has built a solid team dedicated to the safe, secure and humane operation of West Virginia's 10 regional jails.

RJA's administrative efforts have allowed the per diem rate for housing inmates to remain unchanged for yet another year, and the current rate represents a decrease when compared to the previous decade. Amid tightening fiscal times, RJA has proven its ability to manage costs effectively.

RJA continues to be a key partner in the implementation of Gov. Tomblin's landmark Justice Reinvestment Initiative. Through the use of a scientifically validated assessment tool, RJA helps start the process of identifying the risks and needs of offenders. The entire regional jail system now offers the programming that allows Division of Corrections-sentenced inmate to pursue rehabilitation and remain on-track for parole review. The DOC backlog remains hundreds of inmates below where it was before Justice Reinvestment.

Much work remains, but West Virginia's criminal justice system is resolute on eliminating that backlog. I am equally determined in supporting the men and woman whose service and dedication provides for RJA's success. I also look forward to working with Executive Director Farmer and his agency to realize more progress in the coming year.

A handwritten signature in blue ink, appearing to read "J. Thornton".

Joseph C. Thornton

# WVRJ & CFA LEADERSHIP



## David A. Farmer —Executive Director

Mr. Farmer began his career with the WVRJA in February 2002 as the Director of Inmate services at the South Central Regional Jail in Charleston, WV. He was appointed as the Administrator of the Southwestern Regional Jail in Logan, WV, December of 2011. He remained in that position until being appointed as Director of the Academy/ Deputy Chief of Operations in August 2014. Mr. Farmer was appointed Executive Director of the Regional Jail and Correctional Facility Authority June 1, 2015.

“I am honored and extremely grateful for this opportunity. I sincerely believe the employees of the Regional Jail Authority are some of the hardest working and most dedicated in the State of West Virginia and they deserve to have leadership that provides them full and unwavering support. Further, I intend to ensure that the Regional Jail Authority operates at the highest level of efficiency , professionalism, honesty and integrity on behalf of the counties, the State and the inmate population that we serve.”

## Lori A. Lynch —Deputy Director

Lori Lynch began her career with the West Virginia Regional Jail and Correctional Facility Authority in November 2000. She was appointed to the position of Deputy Director July 1, 2015. Lori served in several capacities within the agency before moving to the Central Office as the Director of Human Resources in 2014. Before beginning her career with RJA, she served as Judicial Secretary with the WV Supreme Court of Appeals for the late Honorable A.L. Sommerville, Jr., of the Fourteenth Judicial Circuit in Webster County.





# WVRJ&CFA BOARD MEMBERS

Chairman: **Gary Ellyson II**

Law:

**Stephen G. Jory**

P.O. Box 1909  
Elkins, WV 26241  
304-636-3553

[sgjory@wvlawyers.com](mailto:sgjory@wvlawyers.com)

Secretary of Military Affairs and Public Safety:

**Joseph C. Thornton**

1900 Kanawha Boulevard East  
Building 1, Room W-400  
Charleston, WV 25305  
304-558-2930

[joseph.c.thornton@wv.gov](mailto:joseph.c.thornton@wv.gov)

[april.m.darnell@wv.gov](mailto:april.m.darnell@wv.gov)

Medicine:

**Dr. Marshall Long**

105 Hedge St.  
Princeton, WV 24740  
304-487-7936

[cjlongsdad@yahoo.com](mailto:cjlongsdad@yahoo.com)

Secretary of Department of Administration:

**Jason Pizatella**

1900 Kanawha Boulevard East  
Building 1, Room E-119  
Charleston, WV 25305  
304-558-4331

[Jason.C.Pizatella@wv.gov](mailto:Jason.C.Pizatella@wv.gov)

[Joyce.k.jones@wv.gov](mailto:Joyce.k.jones@wv.gov)

Counties:

**Gary Ellyson II**

The Honorable Braxton County Commissioner  
513 Elk Street  
Gassaway, WV 26624  
304-364-9110 © 304-644-7887

[garyellyson@gmail.com](mailto:garyellyson@gmail.com)

Commissioner of Corrections:

**Jim Rubenstein**

112 California Avenue  
Building 4, Room 300  
Charleston, WV 25305  
304-558-2036 ©304-549-0268

[james.e.rubenstein@wv.gov](mailto:james.e.rubenstein@wv.gov)

[susan.k.harding@wv.gov](mailto:susan.k.harding@wv.gov)

**Steve Deweese**

The Honorable Putnam County Sheriff  
236 Courthouse Drive, Suite 8  
Winfield, WV 25213  
304-586-0256

[sdeweese@putnamwv.org](mailto:sdeweese@putnamwv.org)

Director of Juvenile Services:

**Stephanie Bond**

1200 Quarrier Street, 2<sup>nd</sup> Floor  
Charleston, WV 25301  
304-558-9800 ©304-419-3822

[stephanie.i.bond@wv.gov](mailto:stephanie.i.bond@wv.gov)

[melody.c.kimble@wv.gov](mailto:melody.c.kimble@wv.gov)

**Tim McCormick**

The Honorable Ohio County Commissioner  
216 Debbie Ann Drive  
Wheeling, WV 26003  
304-639-2311 fax: 304-234-3827

[timmycommish@comcast.net](mailto:timmycommish@comcast.net)

# FACILITY ADMINISTRATORS



**Shannon Markle**  
CRJ Administrator



**John J. Sheeley**  
ERJ Administrator




**Timothy Bowen**  
NCRJ Administrator



**Shawn Straughn**  
NRJ Administrator



**Edgar L. Lawson**  
PHRJ Administrator



**Anthony Leonard**  
SCRJ Administrator




**Michael Francis**  
SRJ Administrator



**Hansford Slater**  
SWRJ Administrator



**Scott Villers**  
TVRJ Administrator

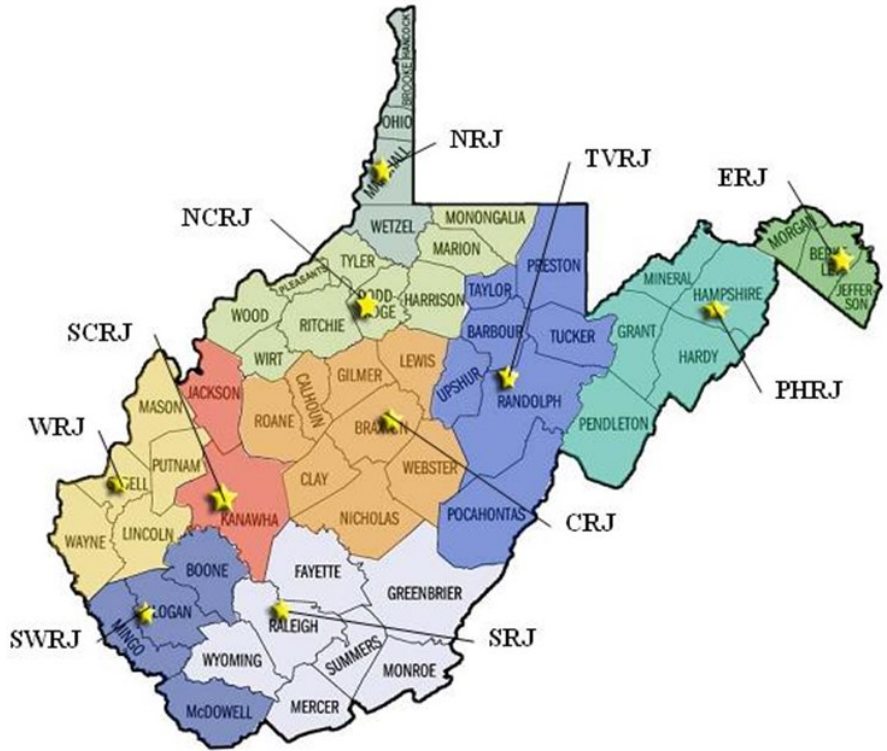


**Larry Crawford**  
WRJ Administrator



# FACILITIES & LOCATIONS

- NRJ – Northern Regional Jail  
Moundsville, WV
  
- TVRJ –Tygart Valley Regional Jail  
Belington, WV
  
- ERJ – Eastern Regional Jail  
Martinsburg, WV
  
- PHRJ –Potomac Highlands Regional Jail  
Augusta, WV
  
- CRJ – Central Regional Jail  
Sutton, WV
  
- SRJ – Southern Regional Jail  
Beaver, WV
  
- SWRJ –Southwestern Regional Jail  
Holden, WV
  
- WRJ –Western Regional Jail  
Barboursville, WV
  
- SCRJ –South Central Regional Jail  
Charleston, WV
  
- NCRJ –North Central Regional Jail  
Greenwood, WV





# HISTORY OF THE WEST VIRGINIA REGIONAL JAIL AND CORRECTIONAL FACILITY AUTHORITY



The factors that influenced the closing of county operated jails and the realization of a regional jail system date back as far as 1946 when the Bureau of Prisons, in a study authorized by the West Virginia Legislature, found the State's county jails to be "anachronisms and totally unfit for human habitation." The study went on to recommend that the county jails be consolidated into regional jails with adequate numbers of appropriately trained staff.

The ongoing deterioration of physical plants and apparent living conditions in the 1960's and 70's resulted in an increased exposure to the liabilities attendant to inmate-initiated litigation, resulting in the use of Law Enforcement Assistance Act funding to make improvements in many county jails. However, the continuing deterioration of physical plants, many of which were built around the turn of the century, made it evident that mere repairs would be insufficient to deal with the severity of the situation.

In 1982 the Governor's Committee on Crime, Delinquency, and Corrections commissioned a study of county jails resulting in the recommendation of the consolidation of county jails and the creation of a state operated facility for sentenced misdemeanor offenders.

An additional study included involvement of county sheriffs and state level administrators and resulted in the Legislature establishing the West Virginia Regional Jail and Prison Authority in 1985. The original Authority consisted of 21 members. This Authority was empowered to issue revenue bonds to be repaid by special fees attached to criminal convictions and civil cases, establish regions, construct regional jails with bond funds and operate regional jails with operating funds provided by the payment of per diem rate by the counties to be served by regional jails. The Authority developed a master plan for the construction of 12 regional jails. The Authority was to address the needs of the county jails before beginning to consider the needs of the state's correctional system.

In May of 1989, the Eastern Regional Jail (ERJ) opened in Martinsburg initially serving the Eastern Panhandle counties of Jefferson, Berkeley, and Morgan, along with Mineral, Hardy and Hampshire. The latter counties would eventually remove their inmates from ERJ with the opening of the Potomac Highlands Regional Jail in Augusta, WV.

During the 1989 Legislative session the Authority's responsibilities were increased by requiring the Authority to focus both upon regional jails and state correctional facilities. This "change in focus" was brought about in response to the West Virginia Supreme Court of Appeals decision in the case of *Crain vs. Bordenkircher* requiring the replacement of the



## HISTORY OF THE WEST VIRGINIA REGIONAL JAIL AND CORRECTIONAL FACILITY AUTHORITY

West Virginia Penitentiary at Moundsville. The reconstituted Authority, with seven voting and two non-voting members, now known as the West Virginia Regional Jail and Correctional Facility Authority, revisited the “master plan” and concluded that ten regional jails of two, three, and four hundred bed capacity, built of a prototypical design, could serve the counties and allow for improved efficiency of construction, familiarity of operation, and standardization of training.

The Authority shall be governed by a board of nine members, seven of whom are entitled to vote on matters coming before the Authority. The complete governing board shall consist of the Commissioner of the Division of Corrections; the Director of the Division of Juvenile Services; the Secretary of the Department of Military Affairs and Public Safety; the Secretary of the Department of Administration, or his or her designated representative; three county officials appointed by the Governor, no more than two of which may be of the same political party; and two citizens appointed by the Governor to represent the areas of law and medicine. The Commissioner of the Division of Corrections and the Director of the Division of Juvenile Services shall serve in an advisory capacity and are not entitled to vote on matters coming before the authority. Members of the Legislature are not eligible to serve on the board.

All regional jails are of prototypical design. Within the system there are:

- 2 – 400 bed facilities – NCRJ and WRJ (this number includes available beds in the medical unit and inmate processing area)
- 3 – 200 bed facilities – CRJ, PHRJ, and NRJ. *Note that NRJ is contained in the same physical plant as the Northern Correctional Facility in Moundsville, WV. As both RJA and DOC inhabit the same building, this often presents operational requirements that are unique to that facility.*

The remaining five facilities are classified as 300 bed facilities.

200 = 192 + medical and holding

300 = 288 + medical and holding

400 = 384 + medical and holding

The West Virginia Regional Jail and Correctional Facility Authority is a special revenue agency. It is designed to act as both a corporate and a government instrumentality. Current outstanding bond debts are retired through fees attached to criminal cases. Operating costs are obtained through per diem charges to the entities who utilize the system.



# **THE HISTORY & ROLE OF THE WV REGIONAL JAIL & CORRECTIONAL FACILITY AUTHORITY**

The WV Regional Jail and Correctional Facility Authority was created by the West Virginia Legislature in 1985. The purpose of the Authority is to provide safe, secure and humane care for persons ordered to be incarcerated by the courts. Generally, regional jails serve both pre-trial defendants and persons sentenced to terms of one year or less. However, offenders sentenced to serve terms of confinement in the custody of the Division of Corrections may also be held in regional jails while awaiting transfer to the state correctional system. The inmate population consists of county, state, and federal inmates, both male and female.

## **VISION STATEMENT**

The vision of the West Virginia Regional Jail Authority is to be recognized as the leader in professional jail administration and to maintain that leadership by being able to move to the forefront while adapting to change.

## **MISSION STATEMENT**

The Mission of the West Virginia Regional Jail and Correctional Facility Authority is to ensure the safety of the public, staff and inmates by maintaining a safe, secure and humane system of regional jails, and to provide incarcerated persons with the opportunities for self-improvement and rehabilitation by participating in educational programs.

## **CORE VALUES**

Our core values begin with our commitment to the citizens and elected officials of the State to train and develop staff who are imbued with the highest ethical and professional standards with emphasis on personal integrity and dignity and respect for others regardless of their station in life.

We recognize our employees to be our most valuable assets. As such, they will be trained and properly equipped to effectively do their job.

Our employees will be instilled with a sense of responsibility and accountability for their actions and, by their example, set the same standard of responsibility and accountability for inmates.

We take pride in our public service and will strive to perform our duties in a manner that will be beyond reproach and reflect upon our obedience to the laws of our State and the Regional Jail Authority's policies and procedures.



# STATEMENTS OF RESPONSIBILITY

## OUR CUSTOMERS

Our first responsibility is to the taxpayers, law enforcement agencies and governmental entities that depend on us to maintain public safety. To meet their needs – everything we do must be of high quality, adverse to risk, and security focused. We must constantly strive to reduce our costs to lessen the taxpayer burden. We will be transparent - providing prompt and accurate information to serve our governmental customers and the public.

## OUR EMPLOYEES

We are responsible to our employees. Everyone will be considered as an individual. We will respect their dignity and recognize their worth. We will strive to provide job security and career advancement opportunities. Compensation must be fair and adequate. Working conditions will be clean, orderly, and safe. We will be mindful of ways to help our employees fulfill their family responsibilities. Employees must feel free to make suggestions and make complaints. There will be equal opportunity for employment, development and advancement for those qualified. We will provide competent management and their actions will be just and ethical.

## OUR COMMUNITIES

We are responsible to the communities in which we work. We will partner with local governments, better law enforcement and education to reduce recidivism. We will be environmentally responsible in the communities we serve.

## OUR INMATES

We are responsible to inmates in our custody. We will provide a safe incarceration environment. We will provide opportunities for education, rehabilitation and motivation to live successfully upon release.

# OPERATIONS



Jackie T. Binion began his career at South Central Regional Jail in September 1997. While at South Central Regional Jail Mr. Binion excelled through the ranks to become the Administrator in August of 2014. During his tenure at South Central Regional Jail Mr. Binion was one of the leaders in implementing the Authority's new staffing schedule.

In July 2015 Mr. Binion was appointed Chief of Operations at the West Virginia Regional Jail Authority. Mr. Binion's areas of responsibility include all issues related to the operating and maintaining of the system of regional jails in a manner that is consistent with applicable laws as well as the agency's core values and mission statement.



**Jackie T. Binion**  
Chief

## HUMAN RESOURCES AND STAFF DEVELOPMENT

April Darnell was appointed as Director of Human Resources July 1, 2015. April began her career in state government in October 1, 2009 at the Department of Military Affairs and Public Safety, Cabinet Secretary's Office. Prior to her career in state government she worked in the private sector in various management and human resources positions within banking, retail management, and the oil and gas industry. April graduated from Baker University with a degree in Business Administrative and Human Resource Management. April has been married to her husband of 23 years and is the mother of 5 children ages 19-13.

The Human Resources Division of the West Virginia Regional Jail and Correctional Facility Authority is responsible for staffing ten Regional Jails and the Central Office which consists 1148 employees for the Agency. Discipline, promotions, employee relations, retention, employee benefits, payroll, workers compensation, and EEO compliance are major roles and focus for Human Resource Division. The Human Resource Managers within our ten facilities continue to be a vital link in communication between Administration of the Agency and the employee.

Recruitment and retention continues to be the number one priority of the Human Resource Department and we consistently strive to improve and make the workplace a better place for our employees to build a career.



**April Darnell**  
Director



# PROGRAMS



**Ashley Bennett**  
Director

Ashley Bennett has been with the West Virginia Regional Jail Authority since February 2008 and was appointed Director of Programs in October 2014. Prior to her position as Director, Ms. Bennett worked within the Authority as the Executive Assistant to the Executive Director and as a Criminal Justice Specialist in the Programs Department. Ashley graduated summa cum laude from Radford University in 1997 with a Bachelor of Fine Arts degree.

In addition to her responsibilities as the Director of Programs, Ms. Bennett also serves as the Public Information Coordinator for the Agency. This role involves managing the WVRJA Public Website, producing the Annual Report and acting as the Authority's contact person for media related matters.

# RISK MANAGEMENT

Mr. Underwood started with the Authority in April 2013. He is a graduate of Thomas M. Cooley Law School in Lansing, Michigan and has a Masters of Science in Safety Technology from Marshall University in Huntington, West Virginia. Mr. Underwood is retired from the West Virginia State Police, where he served 25 years. Mr. Underwood taught at the State Police Academy for 17 years and is also the first Traffic Crash Reconstructionist in the State of West Virginia.

The Director of Risk Management is responsible for the identification, evaluation of risks, and selection of methods to handle all risk exposures which would result in human, physical, or financial loss to the Authority. The Director works closely with the Authority's legal department, operations, insurance representatives, and other staff in implementing new programs, upgrading existing programs, and in formulating recommendations to management on rules and procedures. This position involves planning, organizing, coordinating, and working with other departments in the Authority regarding property/casualty, worker's compensation, security, and safety programs. The Risk Manager coordinates all accident investigations and facility safety/security inspections; assures that an effective accident prevention program is maintained and that appropriate measures are taken to comply with Authority, State and related safety regulation policies and directives.



**Donald Underwood**  
Director

# PURCHASING



Mr. Shingleton is a graduate of WV State College with a BS Degree in Business Administration with emphasis in finance and economics. His diversified working career includes retail sales, real estate sales, financial management, IT sales, network installation, and project management. His career began with 18 years at Union Carbide Corporation working in distribution logistics. Job classification included programmer, systems analyst, systems operations manager and senior systems planner. Work locations have included Charleston, WV, New York, NY and Danbury, CT. The last thirteen years Mr. Shingleton has been with the State of West Virginia, starting as a consultant for the Information Services and Communications Division, and later as the IT Contracts Manager. David joined the Regional Jail Authority in October of 2011 as the Director of Purchasing.



**David Shingleton**  
Director



# GENERAL COUNSEL

In September 2015, Leah Macia became General Counsel for the West Virginia Regional Jail Authority. Mrs. Macia graduated from the West Virginia University School of Law in 1998. She also holds degrees in Political Science and Psychology from West Virginia University, and a degree in Music from the George Washington University in Washington D.C. Prior to her employment with the Authority, Mrs. Macia served as an Assistant Kanawha County Public Defender, an Assistant West Virginia Attorney General, Law Clerk to the Hon. Joseph R. Goodwin and the Hon. Carrie Webster, and practiced law at the law firms of Bailey & Glasser, PLLC and Spilman Thomas and Battle, PLLC in the areas of criminal defense, corporate litigation, federal and state administrative law, banking, consumer finance and tax law. Mrs. Macia also served as counsel to the West Virginia Senate Majority Leader and the West Virginia Senate Judiciary Committee during regular and interim legislative sessions for a decade.



**Leah Macia**  
Director

RJA's General Counsel is responsible for the management of all legal issues facing the jails. General Counsel handles employee litigation, inmate lawsuits, and reviews policies, procedures, and contracts. General Counsel also works with outside counsel and the Attorney General's Office in defending or pursuing claims in administrative, state, and federal courts on behalf of the Authority.



# TRAINING



**Bill Canterbury**  
Director

The Director of Training of the West Virginia Regional Jail Authority is responsible for the overall coordination of training, the day to day operations of the training facilities, and ensures that all training sessions have appropriately trained staff delivering instruction.

Bill Canterbury started with the West Virginia Regional Jail Authority in September 1994. He has worked as a Correctional Officer in three different agencies: the WV Regional Jail Authority, the WV Division of Corrections, and the Federal Bureau of Prisons. He has also worked in a variety of jobs within the WVRJA having served at least one year in each of the following positions: Correctional Officer I, Correctional Officer II, Correctional Counselor II, Fiscal Clerk, Director of Inmate Services, Program Manager, Director of Asset Planning and Special Projects, and is currently the WVRJA Director of Training. His education consists of: Bachelor of Science in Accounting, Bachelor of Science in Business Management, and a Masters in Criminal Justice.

# ASSET PLANNING & SPECIAL PROJECTS



**Steve Crook**  
Director

Mr. Crook began his career as a Detention Officer in 1991 while living in Union County, North Carolina. He became a Deputy Sheriff for the Union County Sheriff's Department in 1992 which led to a 10 year career in Law Enforcement. Mr. Crook has worked in several divisions of Law Enforcement which include Civil, Patrol, Narcotics, Detective and Detention.

In 2009 Mr. Crook was appointed to the position of Chief Investigator for the West Virginia Regional Jail Authority. He remained in that position until being appointed as the Administrator at the South Central Regional Jail in 2012. Mr. Crook was appointed as the Chief of Operations on March 1, 2013 and remained in that position until being appointed as the Director of Asset Planning in July 2015.



# ACCOUNTING



Scott Barber is a Certified Public Accountant and Chartered Global Management Accountant with over fifteen years of experience in accounting. His career has included performing accounting duties for Union Carbide, Massey Energy, Dixon Hughes and Sinclair Broadcasting. Scott holds an accounting degree from Marshall University's Lewis College of Business, where he graduated with honors, and also graduated from West Virginia University's College of Business and Economics with a Master of Business Administration degree. Scott is a member of the West Virginia Society of Certified Public Accountants and the American Institute of Certified Public Accountants.

Scott joined the Regional Jail Authority on August 16, 2014.



**Scott Barber**  
Chief Financial  
Officer

## FY 2015

### FINANCIAL POSITION (IN THOUSANDS)

#### REVENUES

|  |               |
|--|---------------|
| Charges for Services (Per Diem, Court Fees, Other) | \$83,998      |
| Unrestricted Other Revenues                        | 2,815         |
| Unrestricted Investment Earnings                   | 49            |
| <b>TOTAL REVENUES</b>                              | <b>86,862</b> |

#### EXPENSES

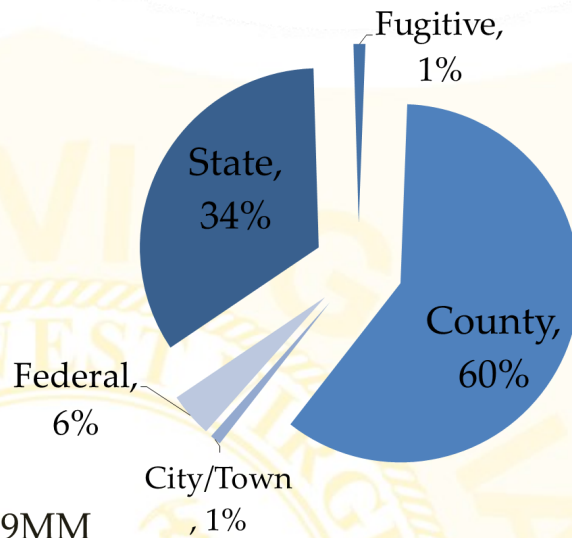
|                          |               |
|--------------------------|---------------|
| Facility Operation/Admin | 78,827        |
| Depreciation             | 5,621         |
| Interest on LT Debt      | 2,716         |
| <b>TOTAL EXPENSES</b>    | <b>87,164</b> |

**(Decrease) in Net Position** **(\$302)**

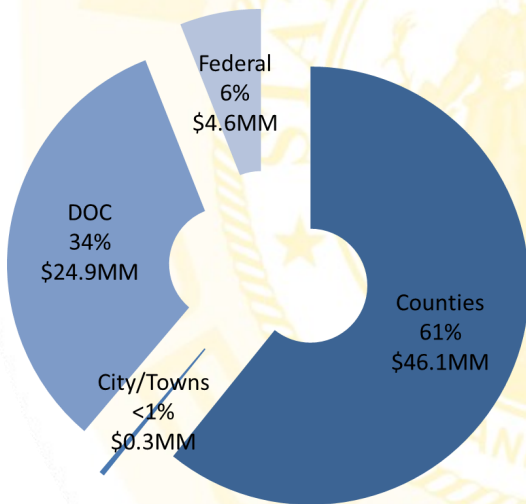


# ACCOUNTING

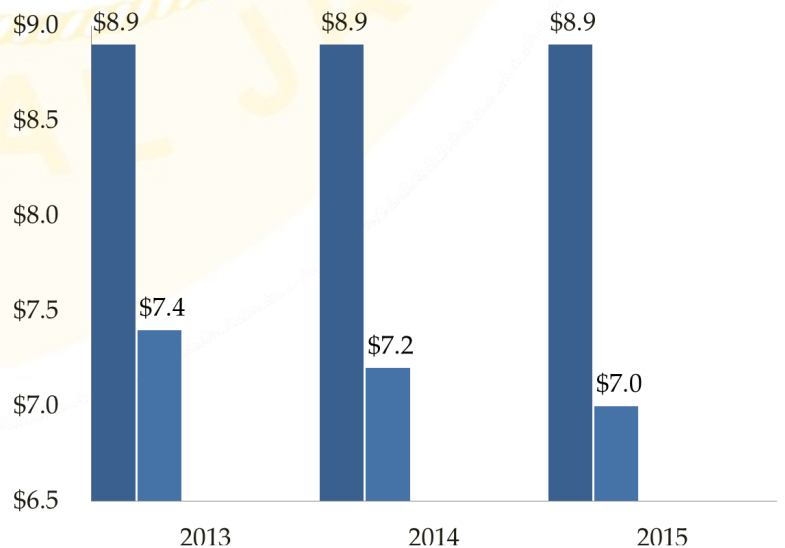
## AVERAGE INMATES PER DAY, FY 2015



## 2015 BILLED PER DIEM FEES - \$75.9MM



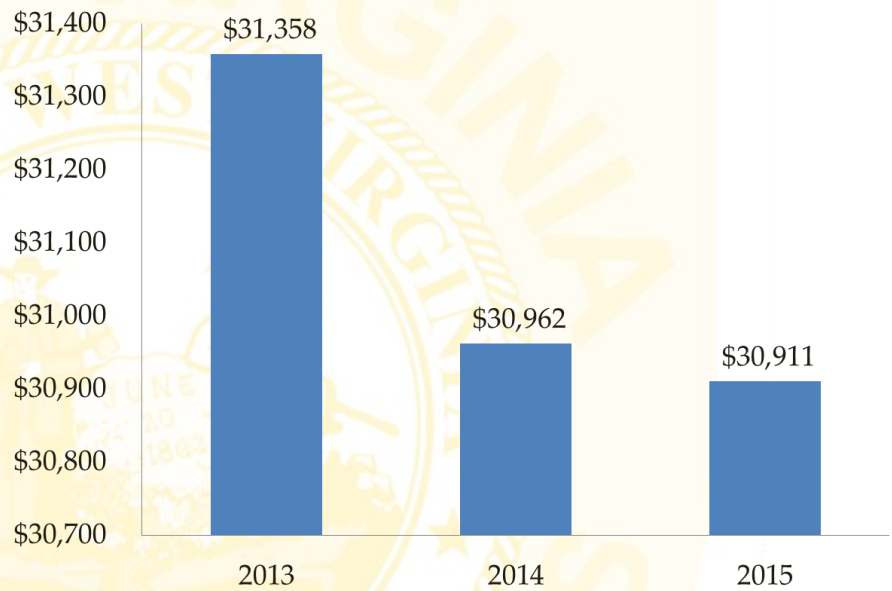
## DEBT PAYMENTS vs COURT FEES (IN \$MM)



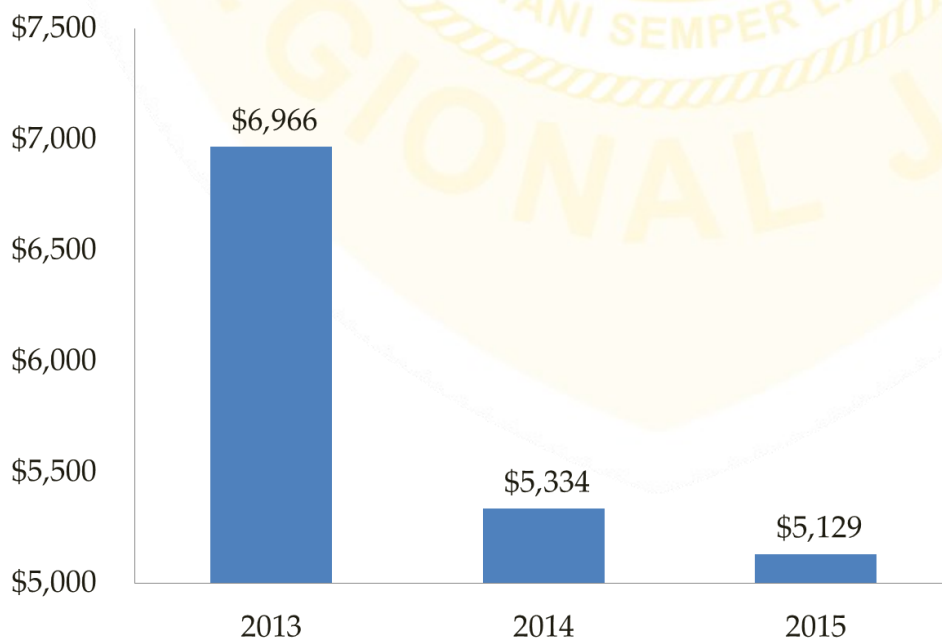
# ACCOUNTING



PERSONAL SERVICES – CASH BASIS EXPENDITURES (\$ in thousands)  
CHANGE FROM FY 2013 TO FY 2015



OVERTIME COSTS – CASH BASIS EXPENDITURES (\$ in thousands)  
CHANGE FROM FY 2013 TO FY 2015





# PROGRAMS STATISTICS

| <b>Statistics from Program Bill—House Bill 3205</b> |                                  |                                 |                       |
|---|----------------------------------|---------------------------------|-----------------------|
| <b>July 1, 2013- June 30, 2014</b>                  |                                  |                                 |                       |
| <b>Class</b>  | <b># Inmates Completed Class</b> | <b>Days Earned Off Sentence</b> | <b>Money Received</b> |
| Anger Management                                    | 413                              | 1,980                           | 6,077.61              |
| Alcohol Abuse                                       | 353                              | 1,690                           | 4,514.84              |
| MRT Substance Abuse                                 | 359                              | 1,685                           | 2,556.56              |
| Life Skills   | 393                              | 1,775                           | 5,173.62              |
| Domestic Violence                                   | 360                              | 1,760                           | 5,028.73              |
| Parenting   | 369                              | 1,705                           | 5,448.05              |
| <b>Total</b>  | <b>2,247</b>                     | <b>10,296</b>                   | <b>31,282.21</b>      |

**Note: Savings for the counties: 10,296 x \$48.25 (per diem) = \$496,782**

**Guidelines:**

Each inmate sentenced to a term of confinement in a regional jail of six (6) months or more shall be granted five days of good time for successful completion of one of the following rehabilitation programs: Domestic Violence, Parenting, Substance Abuse, Life Skills, Alcohol Abuse and Anger Management or any special rehabilitation or educational program designed by the Executive Director. A maximum of thirty (30) days good time shall be granted for successful completion of all six (6) programs. Each inmate will be charged a \$25.00 fee for each class, which is due upon enrollment. If an inmate is unable to pay a fee or fees in full at the time of enrollment, it may be paid by deductions from his or her inmate trust account. No more than one half of the amount in the inmate trust account during any one week period may be so deducted. Should an inmate be completely indigent during incarceration he or she can still take advantage of this opportunity.

# PROGRAMS STATISTICS



## Number of Days Earned Off - Credits

| Facility     | Work Credit 25% of Sentence | GED Credit | Good Time Credit 5% of Sentence |
|--------------|-----------------------------|------------|---------------------------------|
| PHRJ         | 1993                        | 13         | 2188                            |
| NRJ          | 1968                        | 0          | 774                             |
| CRJ          | 5864                        | 16         | 2374                            |
| SCRJ         | 4992                        | 0          | 3120                            |
| SWRJ         | 2395                        | 19         | 1644                            |
| SRJ          | 4907                        | 6          | 3642                            |
| ERJ          | 8329                        | 351        | 5175                            |
| NCRJ         | 9071                        | 110        | 5462                            |
| WRJ          | 5323                        | 45         | 4691                            |
| TVRJ         | 2480                        | 90         | 2945                            |
| <b>Total</b> | <b>47,322</b>               | <b>650</b> | <b>32,015</b>                   |

|  | HB 3205            | Work Credit   | GED Credit | Good Time Credit |
|--|--------------------|---------------|------------|------------------|
| Reduction of Inmate Billable Days:                           | <b>10,296</b>      | <b>47,322</b> | <b>650</b> | <b>32,015</b>    |
| Total of Inmate Billable Days Saved as a Result of Programs: | <b>90,283</b>      |               |            |                  |
| Cost Savings to Counties                                     | <b>\$4,356,154</b> |               |            |                  |



# PROGRAMS STATISTICS

## Inmate Classes/Educational, Volunteer Programs STATISTICS July 2014 – June 2015

| Adult Basic Education |                       |                            |   |
|-----------------------|-----------------------|----------------------------|---|
|                       | Inmates that Attended | Inmates that Raised Levels | Inmates that Completed / Passed TASC (GED) Test |
| CRJ                   | 157                   | 84                         | 13  |
| ERJ                   | 161                   | 52                         | 26  |
| NCRJ                  | 313                   | 59                         | 27  |
| NRJ                   | 189                   | 5                          | 8   |
| PHRJ                  | 94                    | 40                         | 13  |
| SCRJ                  | 365                   | 44                         | 6   |
| SRJ                   | 191                   | 29                         | 3   |
| SWRJ                  | 110                   | 47                         | 12  |
| TVRJ                  | 164                   | 135                        | 20  |
| WRJ                   | 407                   | 53                         | 33  |
| <b>Totals</b>         | <b>2,151</b>          | <b>548</b>                 | <b>161</b>                                      |

# PROGRAMS STATISTICS



## Volunteer and Counselor Programs

Number of Inmates that Participated in Volunteer Led Programs

| Facility       | AA           | NA           | Church        | KISRA      | Veterans Outreach |
|----------------|--------------|--------------|---------------|------------|-------------------|
| CRJ            | 0            | 0            | 2954          | 0          | 60                |
| ERJ            | 321          | 337          | 944           | 10         | 24                |
| NCRJ           | 447          | 0            | 1969          | 105        | 100               |
| NRJ            | 0            | 10           | 3051          | 0          | 71                |
| PHRJ           | 224          | 274          | 858           | 0          | 6                 |
| SCRJ           | 0            | 126          | 5524          | 291        | 12                |
| SRJ            | 67           | 62           | 7742          | 150        | 138               |
| SWRJ           | 250          | 143          | 4025          | 0          | 12                |
| TVRJ           | 1007         | 0            | 2799          | 0          | 0                 |
| WRJ            | 437          | 441          | 7313          | 266        | 55                |
| <b>TOTALS:</b> | <b>2,753</b> | <b>1,393</b> | <b>37,179</b> | <b>822</b> | <b>478</b>        |

INMATE CLASSES / ATTENDANCE

|               | Anger Management | Life Skills<br>Financial Peace | Parenting  | Domestic Violence | RADAR<br>Substance Abuse | Alcohol Awareness |
|---------------|------------------|--------------------------------|------------|-------------------|--------------------------|-------------------|
| CRJ           | 144              | 101                            | 110        | 135               | 105                      | 107               |
| ERJ           | 102              | 77                             | 61         | 62                | 69                       | 34                |
| NCRJ          | 240              | 168                            | 171        | 171               | 247                      | 249               |
| NRJ           | 84               | 66                             | 80         | 84                | 66                       | 66                |
| PHRJ          | 44               | 44                             | 47         | 46                | 24                       | 63                |
| SCRJ          | 58               | 67                             | 53         | 56                | 51                       | 53                |
| SRJ           | 146              | 75                             | 138        | 97                | 140                      | 147               |
| SWRJ          | 71               | 76                             | 60         | 64                | 87                       | 70                |
| TVRJ          | 91               | 35                             | 56         | 86                | 64                       | 65                |
| WRJ           | 87               | 89                             | 92         | 81                | 80                       | 76                |
| <b>Totals</b> | <b>1,067</b>     | <b>798</b>                     | <b>868</b> | <b>882</b>        | <b>933</b>               | <b>930</b>        |



## Average Daily Inmate Population by Fiscal Year

| REGIONAL JAIL FACILITY | FY 99        | FY 00        | FY 01        | FY 02        | FY 03        | FY 04        | FY 05        | FY 06        | FY 07        | FY 08        | FY 09        | FY 10        | FY 11        | FY 12        | FY 13        | FY 14        | FY 15        |
|------------------------|--------------|--------------|--------------|--------------|--------------|--------------|--------------|--------------|--------------|--------------|--------------|--------------|--------------|--------------|--------------|--------------|--------------|
| Central                | 222          | 214          | 204          | 204          | 229          | 249          | 280          | 263          | 273          | 256          | 265          | 279          | 318          | 324          | 319          | 308          | 310          |
| Eastern                | 226          | 247          | 284          | 290          | 318          | 344          | 404          | 413          | 421          | 398          | 384          | 372          | 423          | 449          | 489          | 429          | 399          |
| South Central          | 353          | 321          | 360          | 380          | 431          | 400          | 446          | 491          | 473          | 437          | 454          | 457          | 499          | 514          | 529          | 474          | 451          |
| Southern               | 336          | 345          | 349          | 378          | 442          | 457          | 501          | 510          | 519          | 477          | 478          | 491          | 524          | 539          | 556          | 576          | 579          |
| Southwestern           | 229          | 270          | 265          | 268          | 309          | 318          | 347          | 364          | 375          | 363          | 396          | 389          | 415          | 470          | 505          | 417          | 410          |
| Northern               | 215          | 207          | 207          | 210          | 269          | 270          | 303          | 312          | 339          | 289          | 303          | 313          | 324          | 351          | 320          | 285          | 267          |
| Potomac Highlands      |              | 101          | 170          | 172          | 199          | 201          | 230          | 233          | 249          | 244          | 249          | 258          | 293          | 313          | 303          | 256          | 226          |
| North Central          |              |              |              | 387          | 441          | 478          | 539          | 534          | 529          | 495          | 512          | 529          | 574          | 631          | 635          | 587          | 575          |
| Western                |              |              |              |              |              | 376          | 466          | 498          | 473          | 471          | 529          | 533          | 559          | 609          | 642          | 578          | 587          |
| Tygart Valley          |              |              |              |              |              |              |              | 264          | 356          | 344          | 359          | 363          | 391          | 446          | 503          | 449          | 406          |
| <b>TOTAL</b>           | <b>1,581</b> | <b>1,705</b> | <b>1,839</b> | <b>2,289</b> | <b>2,638</b> | <b>3,093</b> | <b>3,516</b> | <b>3,882</b> | <b>4,007</b> | <b>3,774</b> | <b>3,929</b> | <b>3,984</b> | <b>4,320</b> | <b>4,646</b> | <b>4,801</b> | <b>4,359</b> | <b>4,210</b> |

- Eastern Regional Jail originally opened in April of 1989; the new Eastern Regional Jail opened in June of 1999
- Central Regional Jail opened in February of 1993
- South Central Regional Jail opened in July of 1993
- Southern Regional Jail opened in June of 1994
- Northern Regional Jail opened in November of 1994
- Southwestern Regional Jail opened in April of 1998
- Potomac Highlands Regional Jail opened in February of 2000
- North Central Regional Jail opened in August of 2001
- Western Regional Jail opened in December of 2003
- Tygart Valley Regional Jail opened in August of 2005

## FY 2015 Average Daily Institutional Inmate Population Report

| REGIONAL JAIL FACILITY           | DIVISION OF CORRECTIONS INMATES |            | FEDERAL INMATES |           | MISDEMEANOR PRE-TRIAL |           | MISDEMEANOR SENTENCED |           | PRE-TRIAL FELON |            | CONVICTED FELON |            | AVERAGE DAILY TOTAL |
|----------------------------------|---------------------------------|------------|-----------------|-----------|-----------------------|-----------|-----------------------|-----------|-----------------|------------|-----------------|------------|---------------------|
|                                  | Males                           | Females    | Males           | Females   | Males                 | Females   | Males                 | Females   | Males           | Females    | Males           | Females    |                     |
| Central                          | 25                              | 7          | 9               | 3         | 30                    | 8         | 21                    | 7         | 113             | 41         | 38              | 8          | 310                 |
| Eastern                          | 52                              | 6          | 27              | 5         | 39                    | 11        | 31                    | 7         | 159             | 30         | 27              | 5          | 399                 |
| North Central                    | 94                              | 12         | 14              | 3         | 35                    | 7         | 53                    | 13        | 187             | 35         | 97              | 25         | 575                 |
| Northern                         | 94                              | 10         | 17              | 4         | 20                    | 5         | 10                    | 2         | 81              | 12         | 10              | 2          | 267                 |
| Potomac Highlands                | 83                              | 2          | 1               | 0         | 20                    | 5         | 15                    | 3         | 68              | 19         | 8               | 2          | 226                 |
| South Central                    | 91                              | 14         | 37              | 1         | 40                    | 8         | 22                    | 3         | 141             | 31         | 51              | 12         | 451                 |
| Southern                         | 68                              | 11         | 23              | 6         | 78                    | 18        | 25                    | 5         | 258             | 47         | 28              | 12         | 579                 |
| Southwestern                     | 186                             | 7          | 1               | 0         | 26                    | 6         | 16                    | 5         | 98              | 18         | 36              | 11         | 410                 |
| Tygart Valley                    | 17                              | 175        | 9               | 2         | 17                    | 3         | 25                    | 6         | 76              | 15         | 45              | 16         | 406                 |
| Western                          | 139                             | 15         | 6               | 0         | 44                    | 11        | 24                    | 8         | 205             | 49         | 62              | 24         | 587                 |
| <b>TOTAL</b>                     | <b>849</b>                      | <b>259</b> | <b>144</b>      | <b>24</b> | <b>349</b>            | <b>82</b> | <b>242</b>            | <b>59</b> | <b>1,386</b>    | <b>297</b> | <b>402</b>      | <b>117</b> | <b>4,210</b>        |
| Total Combined Males and Females | <b>1,108</b>                    |            | <b>168</b>      |           | <b>431</b>            |           | <b>301</b>            |           | <b>1,683</b>    |            | <b>519</b>      |            |                     |



# INMATE POPULATION DATA



| ADMISSIONS AND RELEASES |               |               |               |               |
|-------------------------|---------------|---------------|---------------|---------------|
| FACILITY                | 2014          |               | 2015          |               |
|                         | ADMISSIONS    | RELEASES      | ADMISSIONS    | RELEASES      |
| CRJ                     | 2747          | 2746          | 3050          | 3039          |
| ERJ                     | 5449          | 5531          | 5527          | 5515          |
| NCRJ                    | 5858          | 5915          | 5677          | 5599          |
| NRJ                     | 3579          | 3653          | 3447          | 3384          |
| PHRJ                    | 2589          | 2682          | 2410          | 2483          |
| SCRJ                    | 6982          | 7074          | 6270          | 6245          |
| SRJ                     | 6774          | 6718          | 6534          | 6447          |
| SWRJ                    | 3435          | 3537          | 3451          | 3524          |
| TVRJ                    | 2953          | 3073          | 2751          | 2803          |
| WRJ                     | 5940          | 6049          | 6293          | 6163          |
| <b>TOTAL</b>            | <b>46,306</b> | <b>46,978</b> | <b>45,410</b> | <b>45,202</b> |

| FY 2015 RACE              | MALE          | FEMALE        | TOTAL         |
|---------------------------|---------------|---------------|---------------|
| ASIAN                     | 42            | 6             | 48            |
| BLACK                     | 4,212         | 696           | 4,908         |
| HISPANIC                  | 612           | 47            | 659           |
| NATIVE AMERICAN / ALASKAN | 19            | 3             | 22            |
| OTHER                     | 124           | 32            | 156           |
| WHITE                     | 28,997        | 9,552         | 38,549        |
| UNKNOWN                   | 190           | 72            | 262           |
| <b>TOTAL</b>              | <b>34,196</b> | <b>10,408</b> | <b>44,604</b> |

| FY 2014 RACE    | MALE          | FEMALE        | TOTAL         |
|-----------------|---------------|---------------|---------------|
| ASIAN           | 47            | 14            | 61            |
| BLACK           | 4,585         | 744           | 5,329         |
| HISPANIC        | 666           | 55            | 721           |
| NATIVE AMERICAN | 9             | 11            | 20            |
| OTHER           | 105           | 26            | 131           |
| WHITE           | 29,707        | 10,158        | 39,865        |
| UNKNOWN         | 135           | 51            | 186           |
| <b>TOTAL</b>    | <b>35,254</b> | <b>11,059</b> | <b>46,313</b> |

| AGE GROUP | FY14  | FY15  |
|-----------|-------|-------|
| under 20  | 4%    | 3.5%  |
| 20-29     | 37%   | 36.5% |
| 30-39     | 31%   | 32%   |
| 40-49     | 17%   | 17%   |
| 50-59     | 9%    | 9%    |
| 60-69     | 2%    | 2%    |
| 70+       | <.05% | <.05% |



# CRIME STATISTICS

| <b>DRUG AND ALCOHOL RELATED CHARGES<br/>FY 2015 (Top Twenty-Five)</b> |      |
|---|------|
| 1ST POSS OF MARIJUANA <15 GRAMS                                       | 630  |
| 3RD LICENSE SUSPEND/ REVOKED FOR DUI                                  | 267  |
| AGGRAVATED DUI  | 723  |
| ALTER METH PRECURSOR  | 60   |
| CONSPIRACY TO COMMIT DRUG RELATED CHARGE                              | 237  |
| CUTIVATION OF MARIJUNA  | 98   |
| DELIVERY OF A CONTROLLED SUBSTANCE                                    | 770  |
| DELIVERY SCHEDULE IV CONTROLLED SUB                                   | 187  |
| DRIVERS LICENSE REVOKED FOR DUI                                       | 1859 |
| DRUG COURT VIOLATION  | 163  |
| DUI (1ST OFFENSE)   | 2894 |
| DUI (2ND OFFENSE)   | 898  |
| DUI (3RD OFFENSE)   | 391  |
| DUI .15 OR HIGHER   | 156  |
| DUI >.08  | 1043 |
| DUI CAUSING PERSONAL INJURY   | 101  |
| DUI CONTROLLED SUBSTANCE  | 348  |
| EXPOSURE OF METH MFG TO CHILD   | 39   |
| FLEEING WHILE DUI   | 157  |
| ILLEGAL DRUG PARAPHERNALIA BUSINESS                                   | 25   |
| INHALING INTOXICANTS  | 36   |
| INTERSTATE TRAN CONT SUB W/INT TO DEL                                 | 29   |
| MANU DEL POSS W/INT MFG CONT SUB                                      | 39   |
| MANUFACTURING A CONTROLLED SUB MARIJUANA                              | 91   |
| MISC (DRUG PARAPHNALIA LICENSE REQD)                                  | 83   |

| <b>DRUG AND ALCOHOL RELATED CHARGES<br/>FY 2014 (Top Twenty-Five)</b> |      |
|---|------|
| 1ST POSS OF MARIJUANA <15 GRAMS                                       | 647  |
| 3RD LICENSE SUSPEND/ REVOKED FOR DUI                                  | 219  |
| AGGRAVATED DUI  | 897  |
| CONSPIRACY TO COMMIT DRUG RELATED CHARGE                              | 302  |
| CONTRIBUTING TO THE DELINQ MINOR                                      | 0    |
| DELIVERY OF A CONTROLLED SUBSTANCE                                    | 776  |
| DELIVERY SCHEDULE IV CONTROLLED SUB                                   | 195  |
| DRIVERS LICENSE REVOKED FOR DUI                                       | 1776 |
| DRUG COURT VIOLATION  | 281  |
| DUI (1ST OFFENSE)   | 2951 |
| DUI (2ND OFFENSE)   | 1015 |
| DUI (3RD OFFENSE)   | 417  |
| DUI >.08  | 1067 |
| DUI CAUSING PERSONAL INJURY   | 103  |
| TRAFFIC OFFENSE DUI CHILD ENDANGERMENT                                | 41   |
| FLEEING WHILE DUI   | 141  |
| OPEN CONTAINER  | 0    |
| OPERATE OR ATTMPT CLANDESTINE DRUG LAB                                | 846  |
| POSS CONTROLLED SUBSTANCE   | 2644 |
| POSS. W/ INT. TO DEL CONTROLLED SUBSTANCE                             | 1334 |
| POSS/W INTENT SCHED 2 CONTROLLED SUBSTAN                              | 353  |
| PUBLIC INTOXICATION   | 1904 |
| UNDERAGE CONSUMPTION  | 0    |
| DUI CONTROLLED SUBSTANCE  | 211  |
| MANUFACTURING A CONTROLLED SUB MARIJUANA                              | 87   |

# CRIME STATISTICS



| TOP THIRTY CHARGES OF FY 2015 |   |      |
|-------------------------------|---|------|
| 1                             | DOMESTIC BATTERY                          | 4276 |
| 2                             | OBSTRUCTING                               | 3101 |
| 3                             | DUI (1ST OFFENSE)                         | 2894 |
| 4                             | POSS CONTROLLED SUBSTANCE                 | 2719 |
| 5                             | CAPIAS                                    | 2389 |
| 6                             | PROBATION VIOLATION                       | 2375 |
| 7                             | DRIVERS LICENSE REVOKED FOR DUI           | 1859 |
| 8                             | PETIT LARCENY                             | 1712 |
| 9                             | DRIVING WHILE SUSPENDED/REVOKED           | 1692 |
| 10                            | FUGITIVE FROM JUSTICE                     | 1638 |
| 11                            | CONSPIRACY                                | 1532 |
| 12                            | GRAND LARCENY                             | 1491 |
| 13                            | NO INSURANCE                              | 1437 |
| 14                            | POSS. W/ INT. TO DEL CONTROLLED SUBSTANCE | 1376 |
| 15                            | FEDERAL CHARGE (SEE HARD COPY)            | 1305 |
| 16                            | DISORDERLY CONDUCT                        | 1299 |
| 17                            | DESTRUCTION/INJURY PROPERTY               | 1284 |
| 18                            | BATTERY                                   | 1209 |
| 19                            | VIOLATE HOME CONFINEMENT                  | 1153 |
| 20                            | PUBLIC INTOX                              | 1129 |
| 21                            | DUI >.08                                  | 1043 |
| 22                            | BURGLARY, DAYTIME, BREAK AND ENTER        | 1036 |
| 23                            | PAROLE VIOLATION                          | 1031 |
| 24                            | DUI (2ND OFFENSE)                         | 898  |
| 25                            | IMPROPER/EXPIRED REGISTRATION             | 852  |
| 26                            | CONSPIRACY TO COMMIT A FELONY             | 801  |
| 27                            | TRESPASSING                               | 773  |
| 28                            | SHOPLIFTING 1ST OFFENSE                   | 772  |
| 29                            | DELIVERY OF A CONTROLLED SUBSTANCE        | 770  |
| 30                            | DOM ASSLT 1ST/2ND(BY THREATS)             | 744  |


| TOP THIRTY CHARGES OF FY 2014 |   |      |
|-------------------------------|---|------|
| 1                             | DOMESTIC BATTERY                          | 4448 |
| 2                             | OBSTRUCTING                               | 3274 |
| 3                             | DUI (1ST OFFENSE)                         | 2951 |
| 4                             | POSS CONTROLLED SUBSTANCE                 | 2644 |
| 5                             | CAPIAS                                    | 2231 |
| 6                             | PROBATION VIOLATION                       | 1935 |
| 7                             | PETIT LARCENY                             | 1865 |
| 8                             | DRIVERS LICENSE REVOKED FOR DUI           | 1776 |
| 9                             | FUGITIVE FROM JUSTICE                     | 1628 |
| 10                            | DRIVING WHILE SUSPENDED/REVOKED           | 1593 |
| 11                            | GRAND LARCENY                             | 1511 |
| 12                            | NO INSURANCE                              | 1421 |
| 13                            | DISORDERLY CONDUCT                        | 1417 |
| 14                            | CONSPIRACY                                | 1404 |
| 15                            | POSS. W/ INT. TO DEL CONTROLLED SUBSTANCE | 1334 |
| 16                            | DESTRUCTION/INJURY PROPERTY               | 1311 |
| 17                            | PUBLIC INTOX                              | 1307 |
| 18                            | FEDERAL CHARGE (SEE HARD COPY)            | 1274 |
| 19                            | BATTERY                                   | 1195 |
| 20                            | VIOLATE HOME CONFINEMENT                  | 1134 |
| 21                            | DUI >.08                                  | 1067 |
| 22                            | BURGLARY, DAYTIME, BREAK AND ENTER        | 1037 |
| 23                            | PAROLE VIOLATION                          | 1024 |
| 24                            | DUI (2ND OFFENSE)                         | 1015 |
| 25                            | AGGRAVATED DUI                            | 897  |
| 26                            | PRETRIAL MISDEMEANOR (SEE HARD COPY)      | 857  |
| 27                            | CONSPIRACY TO COMMIT A FELONY             | 850  |
| 28                            | OPERATE OR ATTEMPT CLANDESTINE DRUG LAB   | 846  |
| 29                            | IMPROPER/EXPIRED REGISTRATION             | 845  |
| 30                            | DELIVERY OF A CONTROLLED SUBSTANCE        | 776  |



# EMPLOYEES OF THE YEAR



CPL. MATTHEW COCHRAN  
Central Regional Jail



CPL. CATINA WARE  
Eastern Regional Jail



MAINTENANCE SUPERVISOR  
WILLIAM CURRENCE  
Potomac Highlands Regional Jail



CPL. SHAWN JONES  
North Central Regional Jail



COII ROGER WHIPKEY  
Northern Regional Jail



LT. TIMOTHY L. KING, JR.  
Southwestern Regional Jail



CPL. JAMES VANDEVENDER  
Tygart Valley Regional Jail



COII STANLEY JARVIS  
Western Regional Jail

\* Not Pictured: CPL. MARK SHAWVER—South Central Regional Jail and COII CODY LUSK - Southern Regional Jail

# FACILITY LAYOUT



**Front Office**




**Lobby**



**Section**



**Tower**



**Cell**



*The West Virginia Regional Jail and Correctional Facility Authority's Annual Report for  
Fiscal Year 2014 was edited and compiled at:*

*WVRJ&CFA Central Office  
1325 Virginia Street, East  
Charleston, WV 25301.*

*Should you wish to make a suggestion or request a copy of this report, please contact  
Ashley H. Bennett at (304) 558-2110 or [Ashley.H.Bennett@wv.gov](mailto:Ashley.H.Bennett@wv.gov).*